

UNC Strategic Plan Progress Report

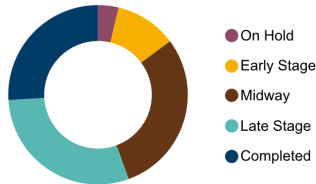
This dashboard represents the extent to which the key actions identified for the current phase are on track overall based on the status of tactics.

View the interactive report under the “Measuring Success” section of the strategic plan implementation page: <https://www.unco.edu/strategic-plan/implementation/>

UNC Strategic Plan Progress Report



Phase 2 Implementation



- On Hold
- Early Stage
- Midway
- Late Stage
- Completed

Key Actions
5

Tactics
27

Completed
7

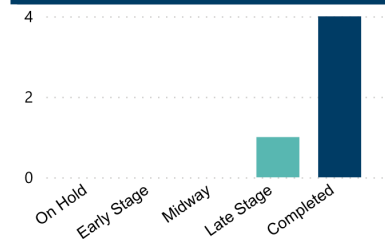
Late Stage
8

Midway
8

Early Stage
3

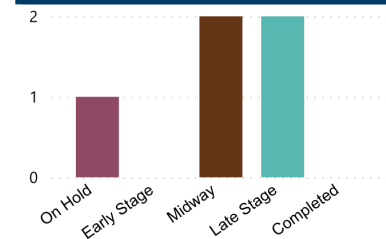
On Hold/Not Started
1

Key Action 1



Percent Complete **96%**

Key Action 2

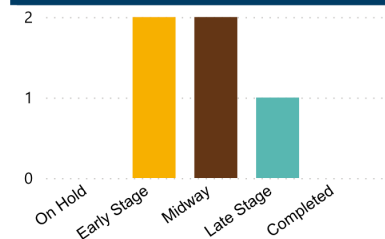


Percent Complete **60%**



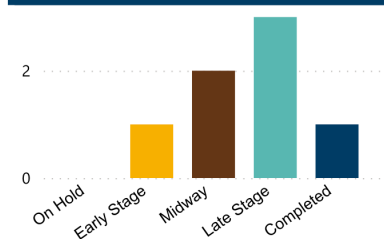
Click on any Key Action header to learn more.

Key Action 3



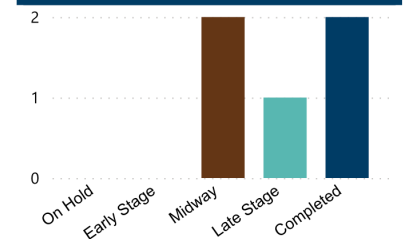
Percent Complete **56%**

Key Action 4



Percent Complete **71%**

Key Action 5



Percent Complete **80%**