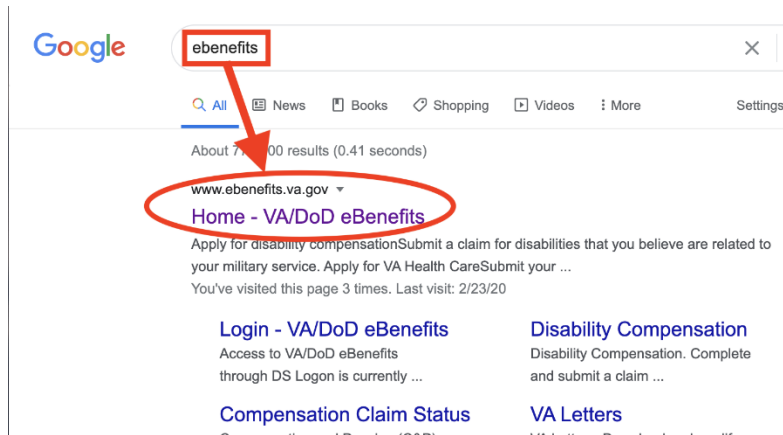
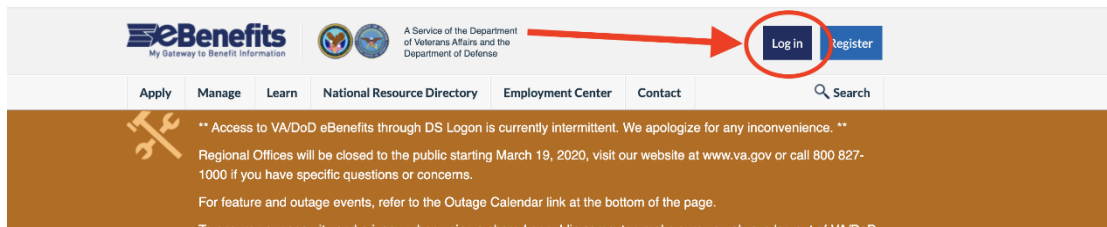


# How to Apply for VA Educational Benefits

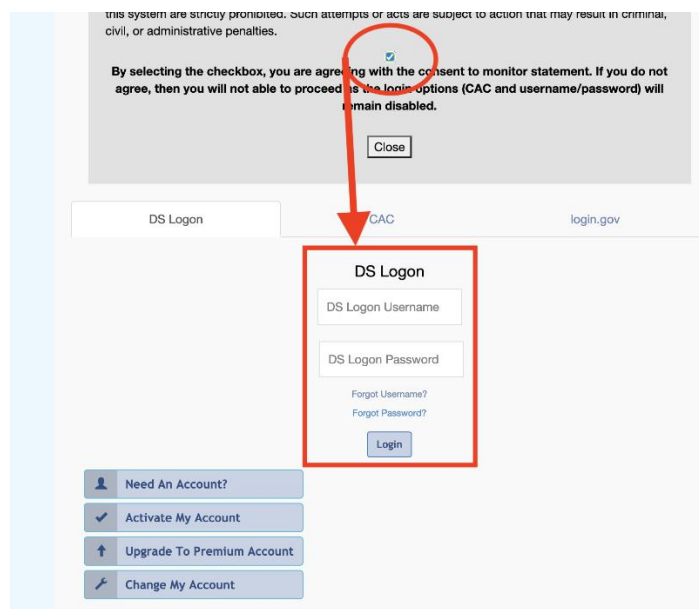
1. Search for "eBenefits" and click the "Home" option or type in the direct URL.



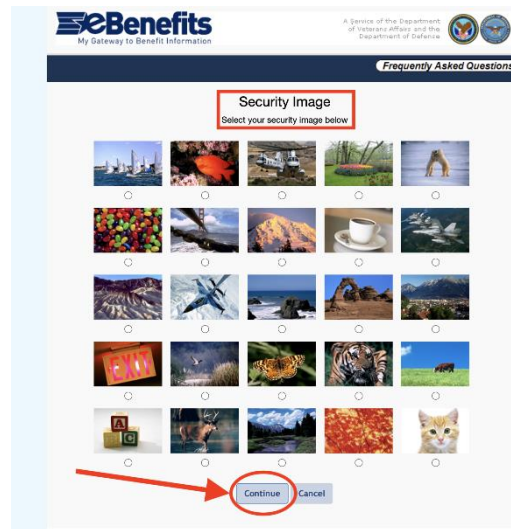
2. Once on the eBenefits home page, click "Log In" in the top right corner.



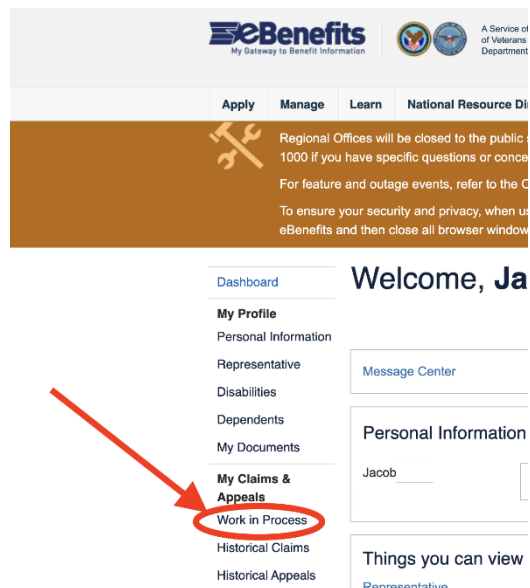
3. After reading and agreeing to the consent to monitor statement, click the agreement box and fill in the "DS Logon" information and click "Login".



4. Select the security image you assigned upon setting up your eBenefits account and click "Continue".



5. Click on "Work in Process" in the list to left of the home page.



6. When on the "Work in Process" page, go to the "Open Claims" tab and click on "Apply".

Dashboard

**My Profile**

Personal Information

Representative

Disabilities

Dependents

My Documents

**My Claims & Appeals**

Work in Process

Historical Claims

Historical Appeals

**My Benefits & Payments**

Benefits

Payment History

Messages

Account Activity

## Work in Process

Your notifications of Intent to File, Open Applications, Open Claims, and Open Appeals are shown below. They can be managed here on VA/DoD eBenefits before they expire.

0 Active Intents To File

0 Open Applications

0 Open Claims

0 Open Appeals

☐ Intent to File (2) [Learn more about Intent to File](#)

☐ Open Applications (0) [Completed Applications](#)

☐ Open Claims (0) [Historical Claims](#)

You do not have any open submitted items on record with VA at this time. If you believe that an open claim exists, please call VA at 1-800-827-1000, Monday-Friday, 8am to 9pm EST, for assistance.

If you are ready to submit an application for a new item to VA, click the button below to get started.

[Apply](#)

☐ Open Appeals (0) [Historical Appeals](#)

7. Scroll down to the education section and click on "Education Benefits" in the middle column.

## Compensation

**Disability Compensation** [?](#)  
Submit a claim for disabilities that you believe are related to your military service.

**Add or Remove Dependent** [?](#)  
Apply to have a new child or spouse added to or removed from your compensation award.

**Upload supporting documents for a submitted claim** [?](#)  
Upload additional documents to support your submitted compensation claim.

**Request a representative for VA claims** [?](#)  
Need someone to help you prepare and submit claims for benefits? Request an attorney, claims agent, or Veteran Service Organization (VSO) representative.

**Release medical records to VA** [?](#)  
Give non-VA medical facilities permission to release your medical information to VA.

## Pension

**Pension Benefits** [?](#)  
Apply online for pension benefits.

## Housing

**Specially Adapted Housing (SAH) Grant** [?](#)  
Apply for financial help to make changes to your home, based on your disabilities.

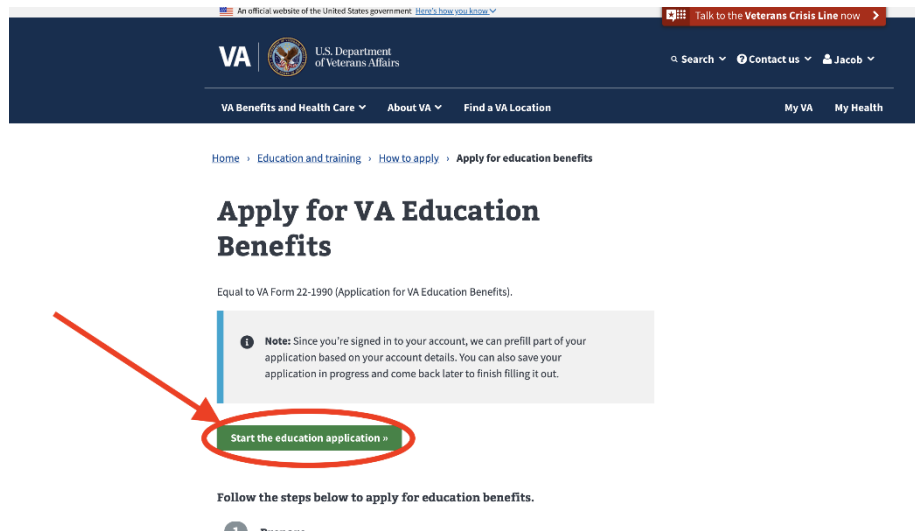
**Certificate of Eligibility for Home Loan** [?](#)  
Get a certificate of eligibility (COE) to help with getting a VA home loan.

## Education and Training

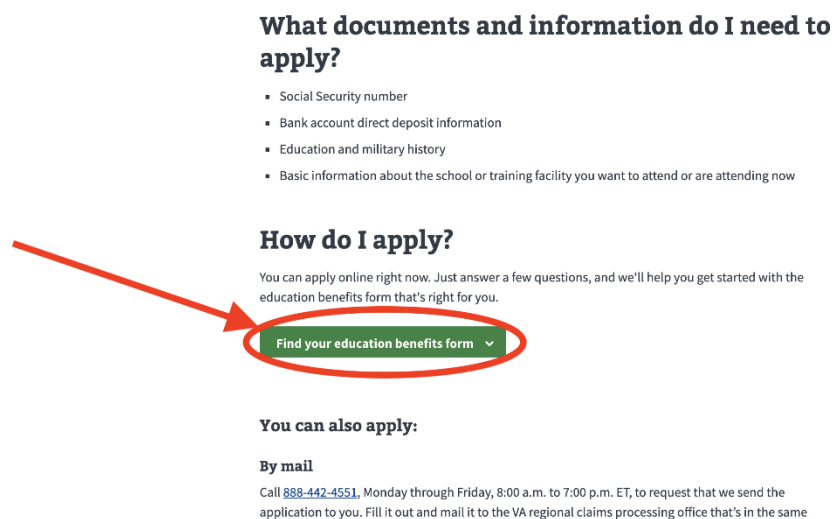
**Education Benefits** [?](#)  
Planning to go to school? Apply online for education benefits.

**Veteran Readiness and Employment Benefits** [?](#)  
Need help getting back into the workforce? Apply online for Veteran Readiness and employment benefits.

8. On the education application page click on "Start the education application".



9. Under the "How do I apply?" click on "Find your education benefits form".



10. After clicking the "Find your education benefits form" button a question section will pop up. Answer the following questions and click "Apply now".

**How do I apply?**

You can apply online right now. Just answer a few questions, and we'll help you get started with the education benefits form that's right for you.

[Find your education benefits form](#)

Are you applying for a benefit or updating your program or place of training?

☒ Applying for a new benefit

☐ Updating my program of study or place of training

☐ Applying to extend my Post-9/11 or Fry Scholarship benefits using the Edith Nourse Rogers STEM Scholarship

Are you a Veteran or service member claiming a benefit based on your own service?

☒ Yes

☐ No

Are you claiming a **National Call to Service** education benefit? (This is uncommon)

☐ Yes

☒ No

Are you applying for Veteran Employment Through Technology Education Courses (VET TEC)?

☐ Yes

☒ No

[Apply now](#)

11. You will be starting Step 1 of the application. Fill in the appropriate personal information and click "Continue".

**Apply for education benefits**

Form 22-1990

**Step 1 of 8: Applicant Information**

You aren't required to fill in all fields, but we can review your application faster if you provide more information.

First name (\*Required)

Jacob

Middle name

Last name (\*Required)

Suffix

Social Security number (\*Required)

Date of birth (\*Required)

Month Day Year

Gender

☐ Female

☒ Male

[« Back](#)

[Continue »](#)

[Finish this application later.](#)

Step 2: Here you can select which benefit to give up or continue with what you are eligible for. Click "Continue".

VA | U.S. Department of Veterans Affairs

VA Benefits and Health Care | About VA | Find a VA Location | My VA | My Health

Home | Education and training | How to apply | Apply for education benefits

## Apply for education benefits

Form 22-1990

### Step 2 of 8: Benefits Eligibility

#### Benefits relinquishment

Because you chose to apply for your Post-9/11 benefit, you have to relinquish (give up) 1 other benefit you may be eligible for.

**Your decision is irrevocable** (you can't change your mind).

I choose to give up: (\*Required)

- ☒ I'm only eligible for the Post-9/11 GI Bill
- ☐ Montgomery GI Bill (MGIB-AD, Chapter 30)
- ☐ Montgomery GI Bill Selected Reserve (MGIB-SR, Chapter 1606)
- ☐ Reserve Educational Assistance Program (REAP, Chapter 1607)

If you have questions or don't understand the choice, talk to a specialist at 1-888-GI-BILL-1 (888-442-4551), Monday - Friday, 8:00 a.m. - 7:00 p.m. ET.

[« Back](#) [Continue »](#)

[Finish this application later.](#)

#### Need help?

Call us at 800-827-1000. We're here Monday through Friday, 8:00 a.m. to 9:00 p.m. ET. If you have hearing loss, call TTY: 711.

Step 3: Here you will fill in your time in service as well as what branch. Click "Continue".

## Apply for education benefits

Form 22-1990

### Step 3 of 8: Military History

#### Service periods

Please record all your periods of service.

**Marine Corps**  
10/09/2017 - 01/17/2020 [Edit](#)

**New Service Period**

Branch of service (\*Required)  
Marine Corps

Type of service (Active duty, drilling reservist, IRR, etc.)

Service start date (\*Required)  
Month: Oct Day: 9 Year: 2012

Service end date  
Month: Oct Day: 8 Year: 2017

☐ Apply this service period to the benefit I'm applying for.

[Remove](#)

[Add Another Service Period](#)

[« Back](#) [Continue »](#)

Step 3: Fill in received commission, if none then leave blank. After selection of current active duty click "Continue".

[Home](#) › [Education and training](#) › [How to apply](#) › [Apply for education benefits](#)

## Apply for education benefits

Form 22-1990

### Step 3 of 8: Military History

If you received a commission from a military service academy, what year did you graduate?

Are you on active duty now?

☐ Yes

☒ No

[« Back](#)

[Continue »](#)

✔ Application has been saved. Last saved at Sept. 22, 2020 at 3:18 p.m.

[Finish this application later.](#)

### Need help?

Call us at [800-827-1000](tel:800-827-1000). We're here Monday through Friday, 8:00 a.m to 9:00 p.m ET. If you have hearing loss, call TTY: [711](tel:711).

Step 3: Select the appropriate ROTC information and click "Continue"

## Apply for education benefits

Form 22-1990

### Step 3 of 8: Military History

#### ROTC history

Are you in a senior ROTC scholarship program right now that pays your tuition, fees, books, and supplies? (Covered under Section 2107 of Title 10, U.S. Code)

☐ Yes

☒ No

Were you commissioned as a result of senior ROTC?

☐ Yes

☒ No

[« Back](#)

[Continue »](#)

✔ Application has been saved. Last saved at Sept. 22, 2020 at 3:19 p.m.

[Finish this application later.](#)

### Need help?

Call us at [800-827-1000](tel:800-827-1000). We're here Monday through Friday, 8:00 a.m to 9:00 p.m ET. If you have hearing loss, call TTY: [711](tel:711).

Step 3: Here you will be selecting what contributes to you receiving the benefits you are applying for. If you are using your own service; you will be filling in your active duty time within your time of service. If you were active duty your whole enlistment put in your whole time in service. Click "Continue".

## Apply for education benefits

Form 22-1990

### Step 3 of 8: Military History

#### Contributions

Select all that apply:

- ☐ I am receiving benefits from the U.S. Government as a civilian employee during the same time as I am seeking benefits from VA.
- ☐ I made contributions (up to \$600) to increase the amount of my monthly benefits.
- ☐ I qualify for an Active Duty Kicker (sometimes called a college fund).
- ☐ I qualify for a Reserve Kicker (sometimes called a college fund).
- ☒ I have a period of service that the Department of Defense counts toward an education loan payment.

Start date (\*Required)

Month Day Year  
Jan 1 2012

End date (\*Required)

Month Day Year  
Jan 1 2017

« Back

Continue »

✔ Application has been saved. Last saved at Sept. 22, 2020 at 3:20 p.m.

[Finish this application later.](#)

#### Need help?

Call us at [800-827-1000](tel:800-827-1000). We're here Monday through Friday, 8:00 a.m to 9:00 p.m ET. If you have hearing loss, call TTY: [711](tel:711).



Step 4: Fill in your High School diploma date then fill in any college history information you have, if none, leave blank and click "Continue".

## Apply for education benefit

Form 22-1990

### Step 4 of 8: Education History

When did you earn your high school diploma or equivalency certificate?

Month	Year
<input type="text"/>	<input type="text"/>

#### Education after high school

Please list any courses or training programs you took after you graduated from high school.

Name of college, university or other training provider

City

State

From

Month	Year
<input type="text"/>	<input type="text"/>

To

Month	Year
<input type="text"/>	<input type="text"/>

Hours completed

Type of hours

- ☐ Semester  
☐ Quarter  
☐ Clock

Degree, diploma or certificate received

What did you study?

[Add Another Training](#)

If you have any FAA flight certificates, please list them here.

[« Back](#)

[Continue »](#)

✔ Application has been saved. Last saved at Sept. 22, 2020 at 3:42 p.m.

[Finish this application later.](#)

### Need help?

Call us at [800-827-1000](tel:800-827-1000). We're here Monday through Friday, 8:00 a.m to 9:00 p.m ET. If you have hearing loss, call TTY: [711](tel:711).

Step 5: Answer the employment question(s) and click "Continue".

## Apply for education benefits

Form 22-1990

### Step 5 of 8: Employment History

Have you ever held a license of journeyman rating (for example, as a contractor or plumber) to practice a profession?

☐ Yes

☒ No

« Back

Continue »

✔ Application has been saved. Last saved at Sept. 22, 2020 at 3:43 p.m.

[Finish this application later.](#)

### Need help?

Call us at [800-827-1000](tel:800-827-1000). We're here Monday through Friday, 8:00 a.m to 9:00 p.m ET. If you have hearing loss, call TTY: [711](tel:711).

Step 6: Fill in the information on the school you will be using these benefits for. Then click "Continue".

## Apply for education benefits

Form 22-1990

### Step 6 of 8: School Selection

Name of school, university, or training facility

Type of education or training (\*Required)

Education or career goal (for example, "Get a bachelor's degree in criminal justice" or "Get an HVAC technician certificate" or "Become a police officer.")

The date your training began or will begin

Month	Day	Year
<input type="text"/>	<input type="text"/>	<input type="text"/>

Are you getting, or do you expect to get any money (including, but not limited to, federal tuition assistance) from the Armed Forces or public health services for any part of your coursework or training?

☐ Yes

☐ No

« Back

Continue »

✔ Application has been saved. Last saved at Sept. 22, 2020 at 3:43 p.m.

[Finish this application later.](#)

Step 7: Fill in the following contact and personal information and click "Continue".

## Apply for education benefi

Form 22-1990

### Step 7 of 8: Personal Information

#### Contact information

How would you like to be contacted if we have questions about your application?

- ☐ Mail  
☐ Email  
☐ Phone

#### Address

Country (\*Required)

United States

Street (\*Required)

Line 2

City (\*Required)

State (\*Required)

Postal code (\*Required)

#### Other contact information

Please enter as much contact information as possible so we can get in touch

United States

Street (\*Required)

Line 2

City (\*Required)

State (\*Required)

Postal code (\*Required)

#### Other contact information

Please enter as much contact information as possible so we can get in touch with you, if necessary.

Email address (\*Required)

Re-enter email address (\*Required)

Primary telephone number

Secondary telephone number

« Back

Continue »

Step 7: Fill in any secondary contact information, if no secondary information then leave blank. Click "Continue".

The screenshot shows a web form titled "Step 7 of 8: Personal Information". The "Secondary contact" section is highlighted with a red border. It includes fields for Name, Telephone number, Address (with a checkbox for "Address for secondary contact is the same as mine"), Country (a dropdown menu showing "United States"), Street, Line 2, City, State (a dropdown menu), and Postal code. At the bottom of the form, there are two buttons: "« Back" and "Continue »". A red arrow points from the "Continue »" button towards the right side of the page.

Step 7: Here you will set up your direct deposit for how you will receive sections of your benefits such as, book allowance and BAH. Click "Continue".

## Apply for education benefits

Form 22-1990

The screenshot shows a web form titled "Step 7 of 8: Personal Information". The "Direct deposit" section is highlighted with a red border. It includes a paragraph explaining that VA makes payments only through direct deposit, also called electronic funds transfer (EFT). It also mentions that if you don't have a bank account, VA will pay you through the Direct Express® Debit MasterCard®. Below this, there are radio buttons for "Checking" and "Savings". There are also fields for "Account number" and "Routing number". At the bottom of the form, there are two buttons: "« Back" and "Continue »". A red arrow points from the "Continue »" button towards the right side of the page. Below the form, there is a green status bar that says "Application has been saved. Last saved at Sept. 22, 2020 at 3:48 p.m." and a link that says "Finish this application later." Below the status bar, there is a section titled "Need help?" with a paragraph that says "Call us at 800-827-1000. We're here Monday through Friday, 8:00 a.m to 9:00 p.m ET. If you have hearing loss, call TTY: 711."

Step 8: Here you can go back to check any of the information that you have filled in throughout the application. If you are done reviewing your information, select the box to agree to the privacy policy and click "Submit Application".

**Apply for education benefits**  
Form 22-1990

Step 8 of 8: Review Application

Applicant Information	+
Benefits Eligibility	+
Military History	+
Education History	+
Employment History	+
School Selection	+
Personal Information	+

Note: According to federal law, there are criminal penalties, including a fine and/or imprisonment for up to 5 years, for withholding information or for providing incorrect information. (See 18 U.S.C. 1001)

☐ I have read and accept the privacy policy (\*Required)

[Back](#) [Submit application](#)

Application has been saved. Last saved at Sept. 22, 2020 at 3:48 p.m.

[Finish this application later.](#)

12. After the submission you will be given a "claims received" summary showing what benefit you have submitted to the VA, where, and when.

## Apply for education benefits

Form 22-1990

### Claim received

We usually process claims within **30 days**.

We may contact you for more information or documents.  
Please print this page for your records.

**Education Benefit Claim (Form 22-1990)**  
for Jacob

**Benefit claimed**  
Post-9/11 GI Bill (Chapter 33)

**Relinquished:**  
I'm only eligible for the Post-9/11 GI Bill

**Confirmation number**

**Date received**  
Sept. 22, 2020

**Your claim was sent to**  
Eastern Region  
VA Regional Office  
P.O. Box 4616  
Buffalo, NY 14240-4616

No documents required at this time +

### What happens after I apply?

[Find out what happens after you apply](#)

### Need help?

If you have questions, call 1-888-GI-BILL-1 (888-442-4551), Monday – Friday, 8:00 a.m. – 7:00 p.m. ET.

[Go back to VA.gov](#)