



Approving US Bank Transactions

UNC



Getting Started

Approving PCard transactions within the US Bank Access Online system is a process that involves logging into Accessing Online and reviewing transactions and receipts.

To receive notification emails from Access Online when transactions are ready to be approved, once logged in, click “My Personal Information”, then select “Email Notification”.

Request Status Queue
Active Work Queue
System Administration
Account Administration
Transaction Management
Account Information
Reporting
Data Exchange
My Personal Information
Information
• Login Information
• Contact Information
• Manage Account Access
• Manage Favorites

Home
Email Center
Contact Us

My Personal Information

User ID:

Login Information

Change your system password and create or modify an authentication response that will be used when resetting a password.

- [Enhanced Security Preferences](#)

Contact Information

Update your user ID contact information (name, address, phone no., etc.).

- [Email Notification](#)

Select the box for “Pending Approver’s Transaction Approval” and select either “Daily” or “Weekly” along with the business day you’d like to receive the notification.

Pending Approver's Transaction Approval

Daily

Weekly: ▾



Getting Started

You will receive one notification email for all transactions submitted for your approval based on the frequency you selected and not one email per transaction. These emails will include the total number of pending transactions as well as the total dollar amount.

Subject: Access Online - Number of Transactions Pending - 1

[You don't often get email from accessonline.tm@access.usbank.com. Learn why this is important at <https://aka.ms/LearnAboutSenderIdentification>]

[EXTERNAL EMAIL]

This automated email summarizes the transactions that are pending your action within your Access[®] Online Manager Approval Queue.

Total number of pending transactions:1

Total dollar amount of pending transactions: \$28.32

If you do not wish to receive this message, please go to "My Personal Information" within Access[®] Online and modify your notification settings.

This is a system-generated message. For assistance, do not reply to this email. Please access the Contact Us page through Access Online. Thank you. U.S. BANCORP made the following annotations



Selecting Transactions

Once you've logged into Access Online, select "Transaction Management", then the "Manager Approval Queue".

- Request Status Queue
- Active Work Queue
- System Administration
- Account Administration
- Transaction Management** 
- Transaction List
- **Manager Approval Queue**
- Manager Approval History
- Account Information
- Reporting
- Data Exchange

The list of pending transactions will populate.

Please select the transactions you would like to approve, reject or reallocate and click the appropriate button. Note: Reallocation can only be done on the selected transactions on this page, not against all transactions on all pages.

If you would like to view or modify specific transaction data, please click on the transaction's approval status, date or accounting code link.

Records 1 - 1 of 1

[Check All Shown](#) | [Uncheck All Shown](#)

Select	Approval Status	Trans Date	Merchant	City/State	Amount	Detail	Account Number	Cardholder Approver	Last Approver	Pending Approver	Attachment	Comments	Accounting Code
<input type="checkbox"/>	Pending	08/10	ODP BUS SOL LLC # 101080	800-463-3768, CO	\$38.30		...9967	Gray, Morgan	Gray, Morgan	Chaplain, John			010000 051300 72210 6400

Trans Detail Level Reallocated Upload Attachment Comments

[Check All Shown](#) | [Uncheck All Shown](#)

Records 1 - 1 of 1



Reviewing Receipts and Transactions

During your review, you should check that:

- FOAPA information is correct.
- Cardholders have uploaded images of all receipts/backup for each of their transactions.
- The receipt for each transaction must list the items that were purchased. If this is not the case, you can reject the transaction and send it back to the cardholder to obtain an itemized receipt from the merchant.
- The receipts match the amounts charged to the credit card.
- Colorado state sales tax was not charged for in-state purchases.
- None of the transactions were split at the point of sale to circumvent single transaction limits.
- The purchases are appropriate. Appropriateness is determined by whether a purchase was necessary to conduct the business required within the program, department, school or college.
- No personal transactions were made. Any personal transactions must be reimbursed to UNC before the transaction is approved. The Deposit Transmittal form completed as part of the reimbursement process should be uploaded as backup for the reimbursement.
- Alcohol purchases for an off-campus official function must have a copy of a fully approved Alcohol Approval Form attached with the itemized receipt.
- Any gift card purchases are documented with a gift card waiver.

If a cardholder is unable or unwilling to meet the standards listed above, it is appropriate to have the individual's PCard suspended until they can meet the standard. Suspending a card should be viewed as providing the cardholder time to resolve card-related issues; suspension of a card is typically temporary unless the spending behavior is egregious in nature.



Reviewing Receipts and Transactions

To review a transaction receipt, click the PDF icon in the Attachment column.

Select	Approval Status	Trans Date	Merchant	City/State	Amount	Detail	Account Number	Cardholder Approver	Last Approver	Pending Approver	Attachment	Comments	Accounting Code
<input type="checkbox"/>	Pending	08/10	ODP BUS SOL LLC # 101080	800-463-3768, CO	\$38.30		...9967	Gray, Morgan	Gray, Morgan	Chaplain, John			010000 051300 72210 6400

Trans Detail Level | Reallocated | Upload | Attachment | Comments

Check All Shown | Uncheck All Shown



Records 1 - 1 of 1

Approve Reject Reallocate Mass Reallocate

Attachment 



To view comments/descriptions or add additional comments, select the icon in the “Comments” column.

Select	Approval Status	Trans Date	Merchant	City/State	Amount	Detail	Account Number	Cardholder Approver	Last Approver	Pending Approver	Attachment	Comments	Accounting Code
<input type="checkbox"/>	Pending	08/10	ODP BUS SOL LLC # 101080	800-463-3768, CO	\$38.30		...9967	Gray, Morgan	Gray, Morgan	Chaplain, John			010000 051300 72210 6400


Trans Detail Level | Reallocated | Upload | Attachment | Comments

Check All Shown | Uncheck All Shown

Records 1 - 1 of 1

Approve Reject Reallocate Mass Reallocate

Comments





Reviewing Receipts and Transactions

To view previously entered comments, click either “Show All Comment History” or “Show History For Comments”.

New comments can be added in the text field and saved by clicking “Save Comments”.

Summary | Allocations | Transaction Line Items | **Comments** | Approval History

The Comments tab provides the ability to enter comments specific to your organization that enable the gathering of additional information about a transaction.

[Show All Comment History](#)

Comments

[Show History For Comments](#)

[Save Comments](#)

Comments

[Hide History For Comments](#)

09/01/2023: 11:06:20 CST, Morgan Gray
Comment Name: Comments
Comment: Shipping PCard to Extended Campus office.



Reviewing Receipts and Transactions

FOAPA information can be updated by selecting the transaction and clicking “Reallocate” or by selecting the FOAPA hyperlink in the “Accounting Code” column.

Select	Approval Status	Trans Date	Merchant	City/State	Amount	Detail	Account Number	Cardholder Approver	Last Approver	Pending Approver	Attachment	Comments	Accounting Code
<input type="checkbox"/>	Pending	08/10	ODP BUS SOL LLC # 101080	800-463-3768, CO	\$38.30	@	...9967	Gray, Morgan	Gray, Morgan	Chaplain, John			010000 051300 72210 6400

[@](#) [@](#) [Trans Detail Level](#) [↔](#) [Reallocated](#) [📄](#) [Upload](#) [📎](#) [Attachment](#) [✍](#) [Comments](#)

[Check All Shown](#) | [Uncheck All Shown](#)

Records 1 - 1 of 1

[Approve](#) [Reject](#) [Reallocate](#) [Mass Reallocate](#)

Transactions can also be rejected and returned to the cardholder for:

- Incorrect FOAPA information
- Missing or non-itemized receipts/backup documentation
- Missing or incomplete comment/descriptions
- Incorrect approver
 - NOTE: If you do not have signature authority for a FOAPA used for a cardholder expense, it should be routed to an individual that does i.e., charges posting to another department’s budget should be approved by that department.



Rejecting Transactions

To reject a transaction or transactions, select the check box next to them, then click “Reject”.

Select	Approval Status	Trans Date	Merchant	City/State	Amount	Detail	Account Number	Cardholder Approver	Last Approver	Pending Approver	Attachment	Comments	Accounting Code
<input type="checkbox"/>	Pending	08/10	ODP BUS SOL LLC # 101080	800-463-3768, CO	\$38.30		...9967	Gray, Morgan	Gray, Morgan	Chaplain, John			010000 051300 72210 6400

Records 1 - 1 of 1

Select a rejection reason from the list or select “Other” and add the reason in the provided text box.

Rejection Reason*

Please select at least one reason why you are rejecting these transactions.

- Incorrect accounting code allocation (Request for user to change allocation)
- Incorrect approver sequence / additional approval needed (Request for user to forward the transaction(s) to appropriate approver(s) in the proper sequence)
- Incorrect or insufficient transaction comment information
- Incorrect or not enough user line item data
- Unauthorized / non-preferred vendor
- Incorrect match
- Other:



Rejecting Transactions

Manager Approvers should reject transactions back to the cardholder as the Manager Approver should be the first approval in the process. Final Approvers can reject transactions back to the Manager Approver if needed. Once the appropriate option is selected, click “Reject”.

Incorrect match

Other: No receipt attached for this transaction. |

Rejection Destination*

Please select the person you would like to reject (send) these transactions to.

Reject each transaction to its cardholder account

Reject all transactions to an approver: [Select Approver](#)

Reject

Cancel

Cardholder accounts are automatically set to receive notifications from Access Online for any rejected transactions that includes the reason for the rejection.



Completing Approval

To approve a transaction or transactions, select the box(es) next to the transaction(s) and click "Approve".

Select	Approval Status	Trans Date	Merchant	City/State	Amount	Detail	Account Number	Cardholder Approver	Last Approver	Pending Approver	Attachment	Comments	Accounting Code
<input type="checkbox"/>	Pending	08/10	ODP BUS SOL LLC # 101080	800-463-3768, CO	\$38.30		...9967	Gray, Morgan	Gray, Morgan	Chaplain, John			010000 051300 72210 6400

Records 1 - 1 of 1

[Approve](#) [Reject](#) [Reallocate](#) [Mass Reallocate](#)

Manager Approvers will be prompted to forward the transaction for further approval. Click "Select Approver", then enter the next approvers full or partial name and click "Search". Once selected, click "Submit".

Transaction Management

Approve Transaction(s)

[+] 1 Transaction(s) to Approve

I want to forward these transaction(s) for further approval to:

[Select Approver](#)

[Submit](#)

[Cancel](#)

Approve Transaction(s)

Search & Select an Approver

Enter the approver's full or partial name, or leave blank to view all users. Then click the "Search" button.

Last Name: First Name:

[Search](#)

[<< Back to Approve Transaction\(s\)](#)

[+] 1 Transaction(s) to Approve

Transaction Approval

I want to forward these transaction(s) for further approval to:

Chaplain, John (User ID: JCHAPLAIN) [Select Approver](#)

[Submit](#)

[Cancel](#)



Completing Approval

Repeat for all transaction in the Manager Approval Queue until it is empty.

Transaction Management Manager Approval Queue

[Trans List](#) | [»Manager's Queue](#) |

i Request has been successfully completed.

Transactions

The following transactions are awaiting your approval. Filter the pending transactions by using any of the search criteria.

Billing Cycle End Date:

All ▾

Approval Status:

All ▾

Transaction Amount:

All ▾

\$