
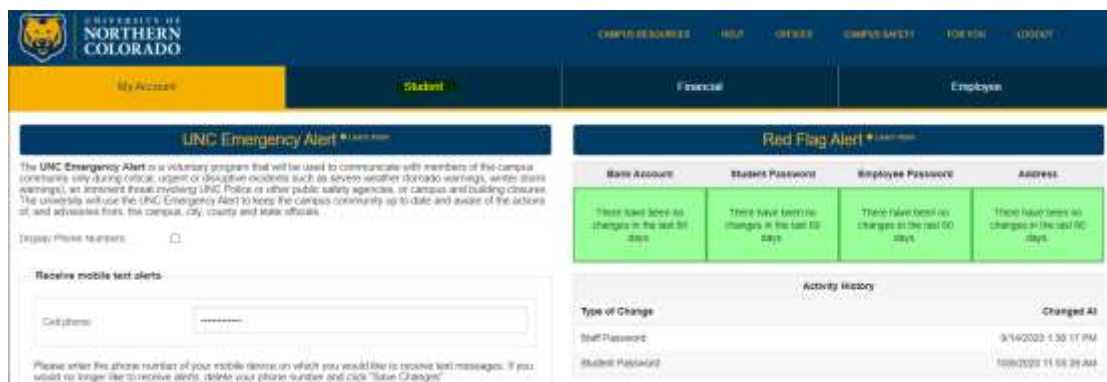


1. Sign into URSA using your student log in (ex: smit1234)

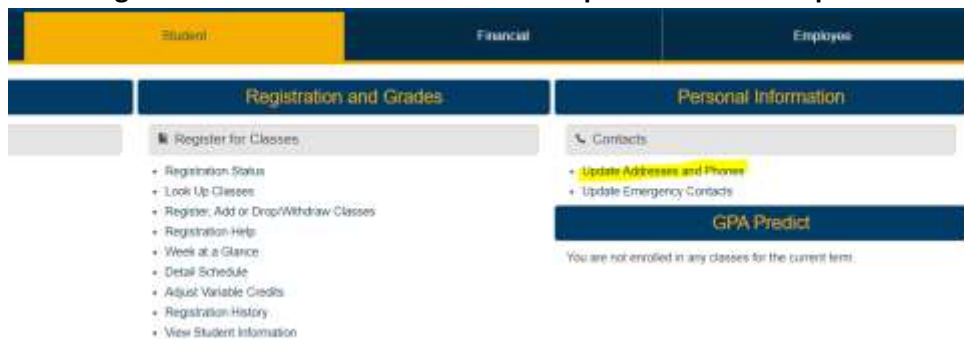
a. ursa.unco.edu



2. Click on the student tab



3. On the right-hand side of the website click on update address and phones



4. Review listed addresses listed for accuracy

5. To update an address type that is already listed:

- Click the word current under the address type you want to update
- Change the address

- c. Hit save

Addresses and Phones

Billing-Accounts Receivable

Phones

Current: Feb 01, 2021 to (No end date) **Primary:** 970-0000000
123 Klawz Way
Greeley, Colorado 80639-0001
CO-Weld

6. To insert a new address type

- a. Select the address type in the drop down at the bottom of the page
- b. Add the new address information
- c. Hit save.

Type of Address to Insert: Select ▼

7. To end an address

- a. Click the work current under the address type you want to deactivate
- b. Add a date in the Until this date box

Billing-Accounts Payable	
Valid From This Date:MM/DD/YYYY	<input type="text" value="01/01/2000"/>
Until This Date:MM/DD/YYYY	<input type="text" value="02/01/2020"/>
Address Line 1:	<input type="text" value="123 Klawz Way"/>
Address Line 2:	<input type="text"/>
Address Line 3:	<input type="text"/>
City:	<input type="text" value="Greeley"/>
State or Province:	<input type="text" value="Colorado"/>
ZIP or Postal Code:	<input type="text" value="80639-0001"/>
County:	<input type="text" value="CO-Weld"/>
Nation:	<input type="text" value="Not Applicable"/>
Delete this Address:	<input type="checkbox"/>

- c. Hit save

8. Review listed address for accuracy