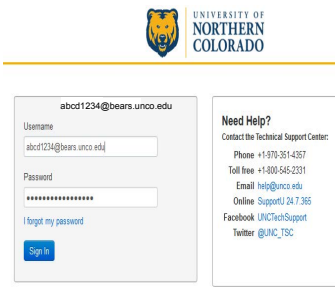


## How do I Log In to Canvas?

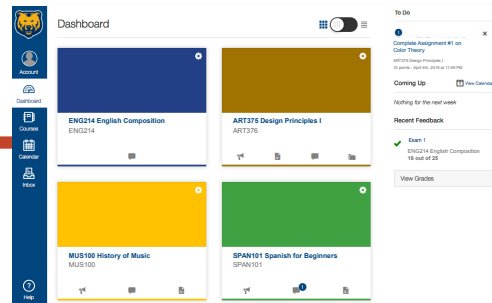


Go to [canvas.unco.edu](https://canvas.unco.edu).

Login with your bearmail id and password.

**Tip:** You can create a bookmark on your web browser for easy access in the future.

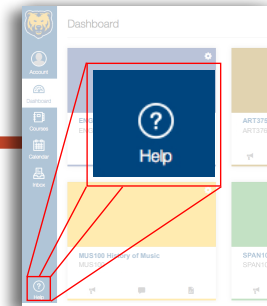
## Where can I find my Courses?



The **Dashboard** shows your current courses and notifications in the side bar. You can access your course by clicking on the course card.

**Note:** Your courses should appear on the first day of the semester. If not, call Technical Support.

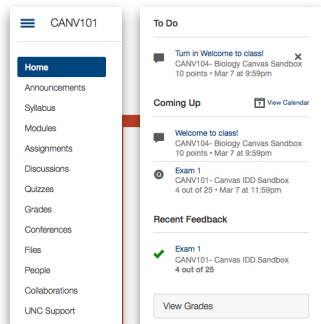
## How can I get help?



The **Help** button takes you to the Canvas guides or you can call Technical Support at:

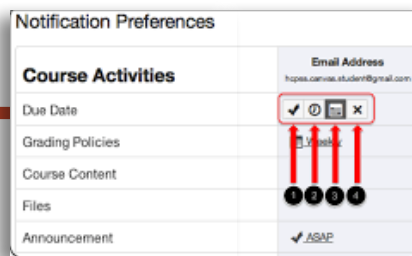
(970)351-4357 or [help@unco.edu](mailto:help@unco.edu)

## How do I navigate a course?



The left side shows the **Course Menu**, while the right side has a **Side Bar** with a **To Do** list, what items are **Coming Up**, **Recent Feedback**, and **Grades**.

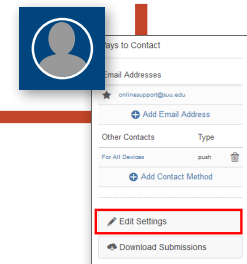
## How do I set my notifications?



Click on **Account Thumbnail > Notifications** to control how you are notified about course activities.


**Note:** Changing your notifications applies to all courses. You cannot change notifications for individual courses.

## How do I edit my settings?



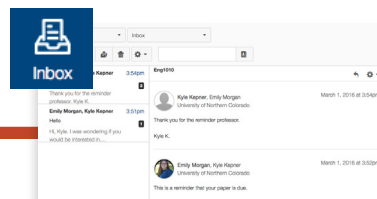
Click **Account Thumbnail > Settings** to set your preferred name and email.

## How do I see due dates?



There are several ways of keeping up with due dates. The **Side Bar** shows a running tally of recent activity. You can also access due dates from the **Syllabus**, **Calendar**, or **Assignments**.

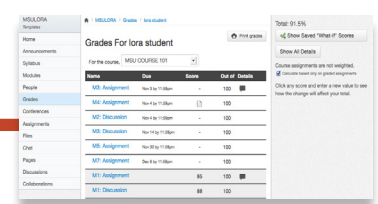
## How do I communicate?



**Inbox** is the email-like messaging system within Canvas.

**Note:** You will also receive an email or text message based on your notification preferences.

## How do I see my grades?



Click on **Grades** in the course menu or **Dashboard**. Click on the title of the assignment to view comments and feedback.