

UNIVERSITY OF
NORTHERN COLORADO



Interim 2024-25 Final
Enrollment Information

March 10, 2025

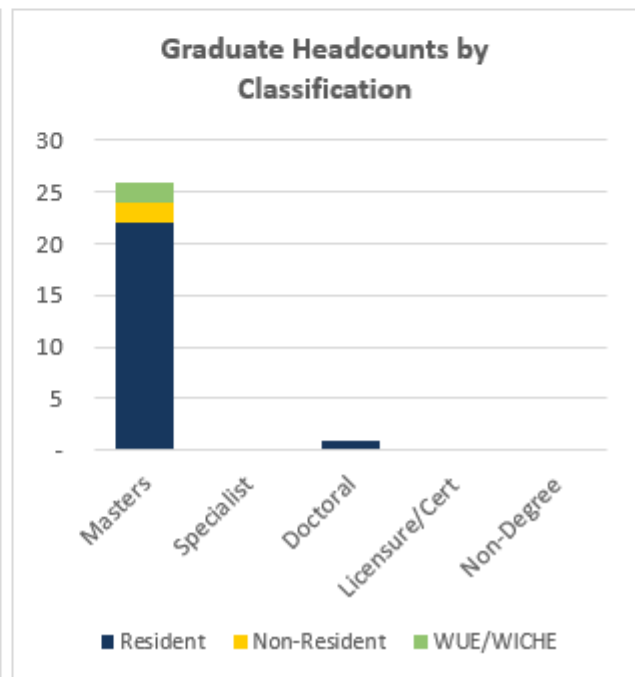
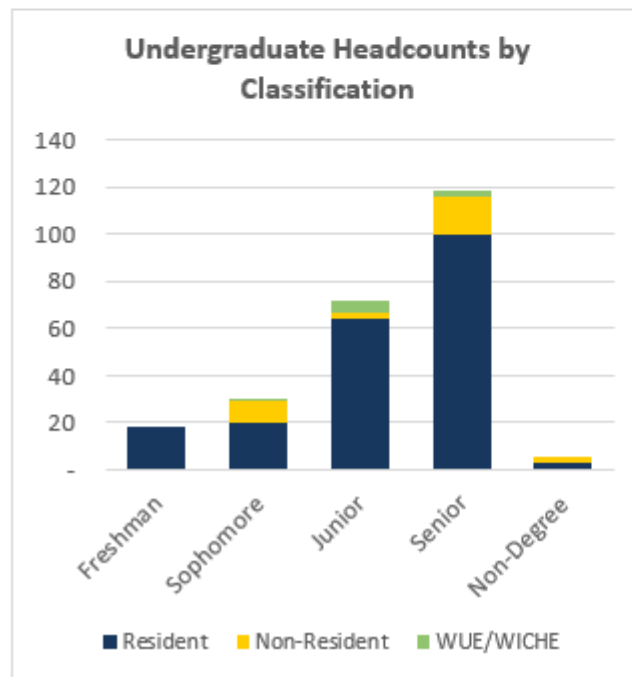
Table of Contents

Headcount Classification Summary	2
Credit Hours Classification Summary	3
Funding Summary (Headcounts).....	4
Funding Summary (Credit Hours).....	5

University of Northern Colorado
Interim 2024/25 Final
Student Profile

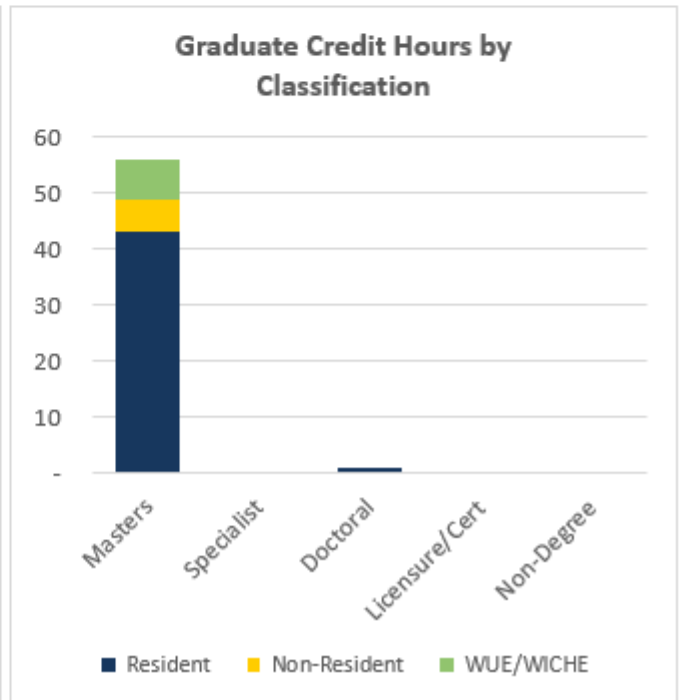
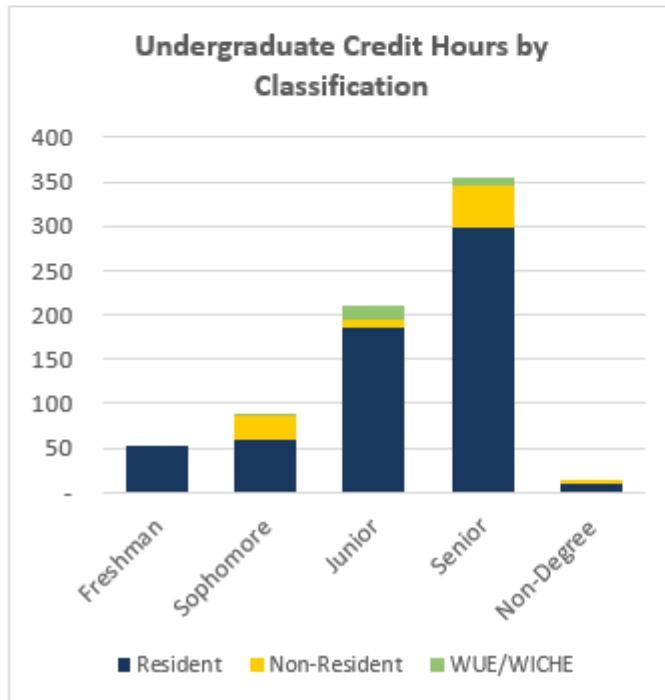
Headcount Classification Summary

Headcounts by Classification								
	Classification	Interim 2024/25					Interim 2023/24	% Change
		Resident	Non-Resident	WUE/WICHE	Total	%	Total	
Undergraduate	Freshman	18	-	-	18	7.4%	21	-14.3%
	Sophomore	20	9	1	30	12.3%	46	-34.8%
	Junior	64	3	5	72	29.5%	63	+14.3%
	Senior	100	16	3	119	48.8%	120	-0.8%
	Non-Degree	3	2	-	5	2.0%	2	+150.0%
Undergraduate Total		205	30	9	244		252	-3.2%
Graduate	Masters	22	2	2	26	96.3%	27	-3.7%
	Specialist	-	-	-	-	0.0%	-	N/A
	Doctoral	1	-	-	1	3.7%	3	-66.7%
	Licensure/Cert	-	-	-	-	0.0%	-	N/A
	Non-Degree	-	-	-	-	0.0%	1	-100.0%
Graduate Total		23	2	2	27		31	-12.9%
Grand Total		228	32	11	271		283	-4.2%



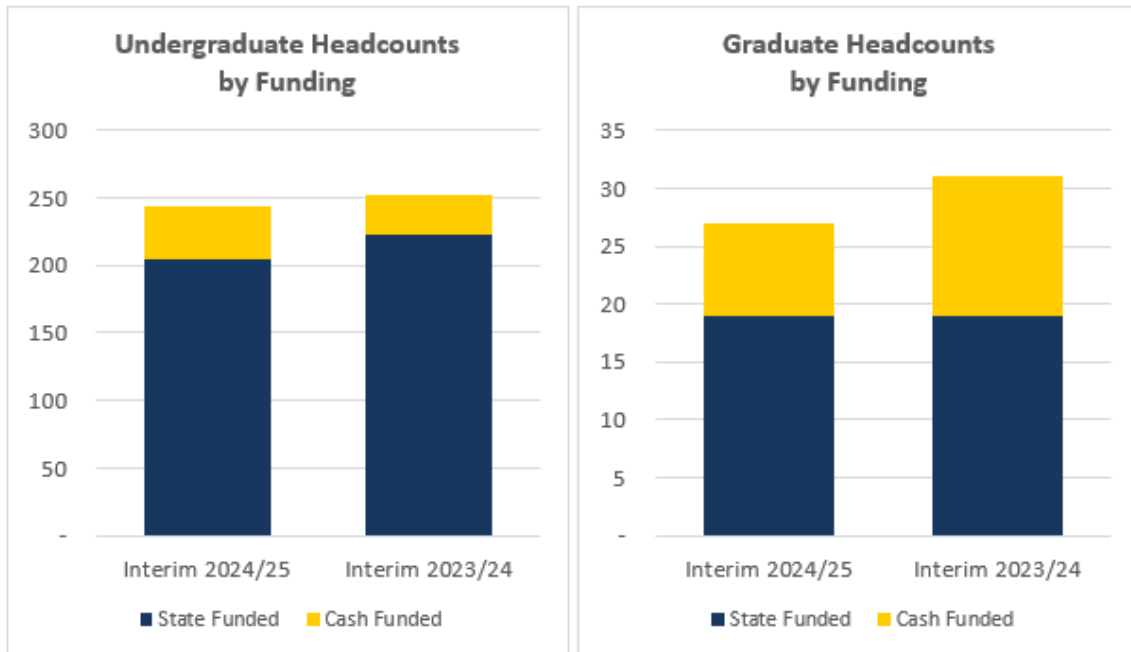
Credit Hours Classification Summary

Credit Hours by Classification								
	Classification	Interim 2024/25					Interim 2023/24	% Change
		Resident	Non-Resident	WUE/WICHE	Total	%	Total	
Undergraduate	Freshman	53	-	-	53	7.3%	59	-10.2%
	Sophomore	60	27	2	89	12.3%	132	-32.6%
	Junior	186	9	15	210	29.1%	184	+14.1%
	Senior	298	48	9	355	49.2%	357	-0.6%
	Non-Degree	9	6	-	15	2.1%	6	+150.0%
Undergraduate Total		606	90	26	722		738	-2.2%
Graduate	Masters	43	6	7	56	98.2%	53	+5.7%
	Specialist	-	-	-	-	0.0%	-	N/A
	Doctoral	1	-	-	1	1.8%	9	-88.9%
	Degree-Seeking Total	44	6	7	57	100.0%	62	-8.1%
	Licensure/Cert	-	-	-	-	0.0%	-	N/A
	Other Non-Degree	-	-	-	-	0.0%	3	-100.0%
	Non-Degree Total	-	-	-	-	0.0%	3	-100.0%
Graduate Total		44	6	7	57		65	-12.3%
Grand Total		650	96	33	779		803	-3.0%



Funding Summary (Headcounts)

Headcounts by Funding									
Students counted in Cash Funded "Extended Campus" have only cash funded courses.									
	Interim 2024/25				Interim 2023/24				% Change
	Resident	Non-Resident	WUE/WICHE	Total	Resident	Non-Resident	WUE/WICHE	Total	
Undergraduate									
State Funded ("Main")	173	24	8	205	181	27	15	223	-8.1%
Cash Funded ("Extended")	32	6	1	39	25	2	2	29	+34.5%
Undergraduate Total	205	30	9	244	206	29	17	252	-3.2%
Graduate									
State Funded ("Main")	15	2	2	19	13	4	2	19	+0.0%
Cash Funded ("Extended")	8	-	-	8	11	1	-	12	-33.3%
Graduate Total	23	2	2	27	24	5	2	31	-12.9%
Total State Funded	188	26	10	224	194	31	17	242	-7.4%
Total Cash Funded	40	6	1	47	36	3	2	41	+14.6%
Grand Total	228	32	11	271	230	34	19	283	-4.2%



Funding Summary (Credit Hours)

Credit Hours by Funding									
Accounting codes assigned to the course determine if credit hours are Cash Funded "Extended" or State Funded "Main".									
	Interim 2024/25				Interim 2023/24				% Change
	Resident	Non-Resident	WUE/WICHE	Total	Resident	Non-Resident	WUE/WICHE	Total	
Undergraduate									
State Funded ("Main")	510	72	23	605	531	79	41	651	-7.1%
Cash Funded ("Extended")	96	18	3	117	75	6	6	87	+34.5%
Other	-	-	-	-	-	-	-	-	N/A
Undergraduate Total	606	90	26	722	606	85	47	738	-2.2%
Graduate									
State Funded ("Main")	32	6	7	45	36	10	5	51	-11.8%
Cash Funded ("Extended")	12	-	-	12	13	1	-	14	-14.3%
Other	-	-	-	-	-	-	-	-	N/A
Graduate Total	44	6	7	57	49	11	5	65	-12.3%
Total State Funded	542	78	30	650	567	89	46	702	-7.4%
Total Cash Funded	108	18	3	129	88	7	6	101	+27.7%
Total Other	-	-	-	-	-	-	-	-	N/A
Grand Total	650	96	33	779	655	96	52	803	-3.0%

