

UNIVERSITY OF
NORTHERN COLORADO



Interim 2021-22 Final
Enrollment Information

January 26, 2022



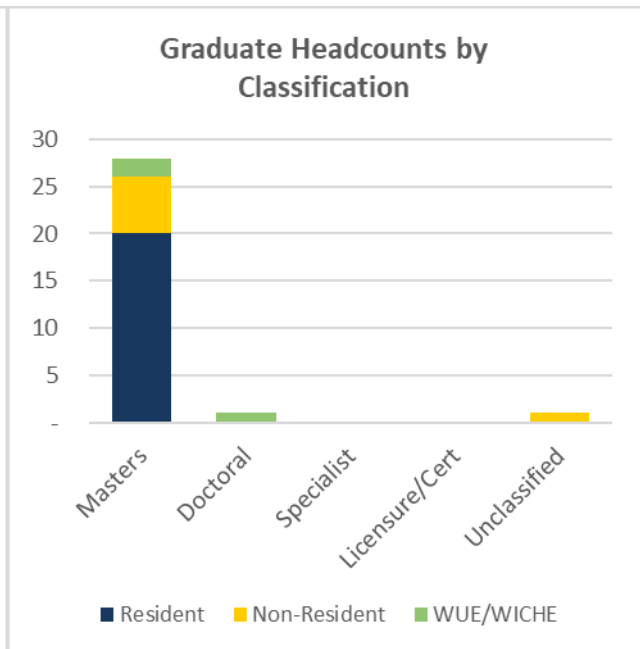
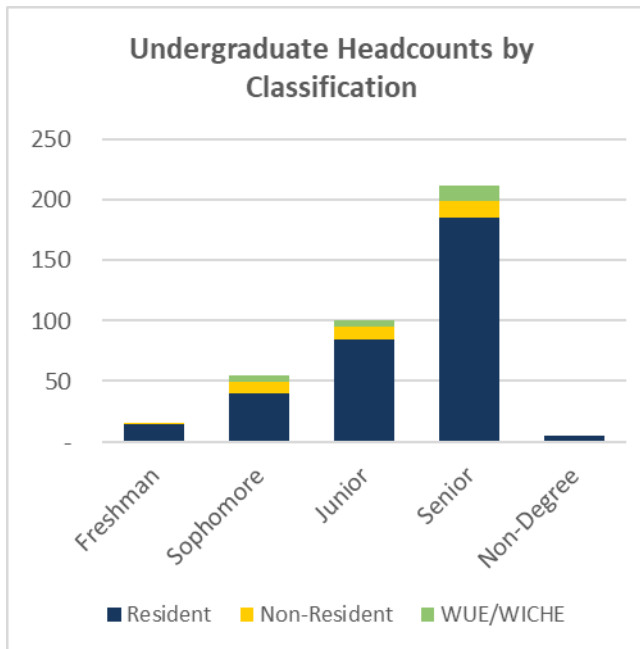
Table of Contents

Headcount Classification Summary	2
Credit Hours Classification Summary.....	3
Funding Summary (Headcounts).....	4
Funding Summary (Credit Hours).....	5

**University of Northern Colorado
Interim 2021/22 Final
Student Profile**

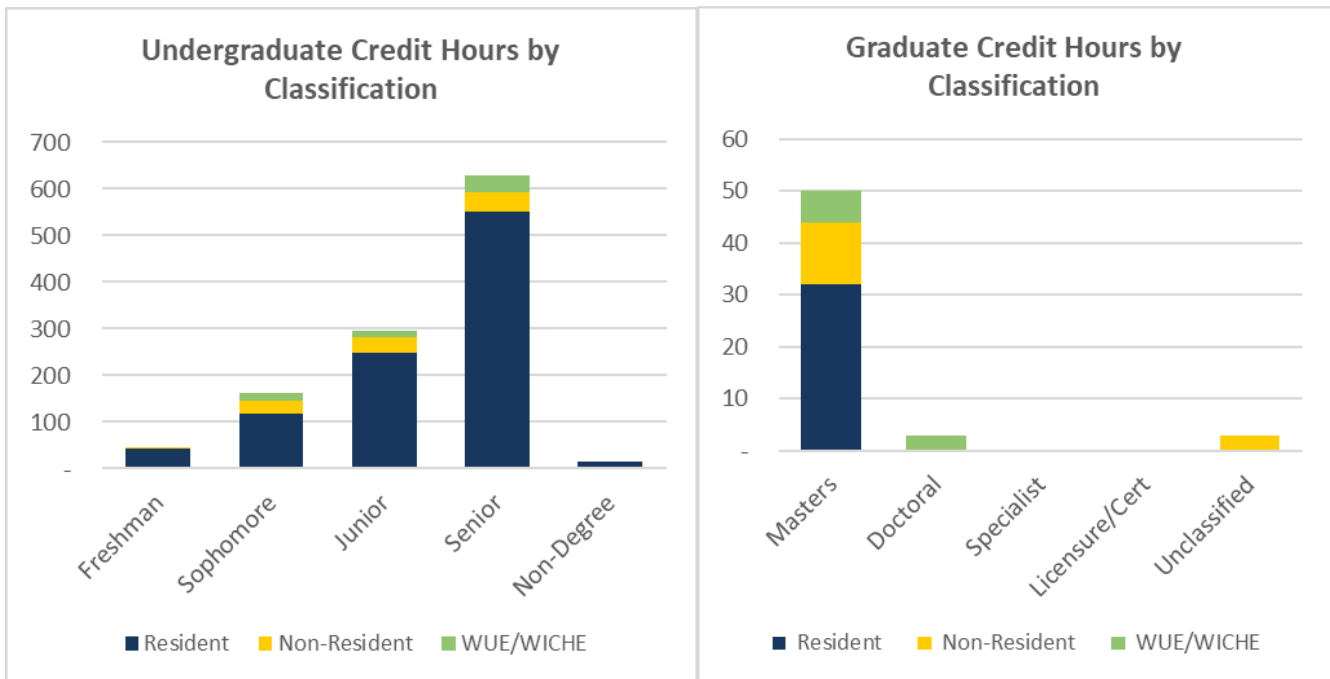
Headcount Classification Summary

Headcounts by Classification								
	Classification	Interim 2021/22					Interim 2020/21	% Change
		Resident	Non-Resident	WUE/WICHE	Total	%	Total	
Undergraduate	Freshman	14	1	-	15	3.9%	6	150.0%
	Sophomore	40	9	6	55	14.2%	46	19.6%
	Junior	84	11	5	100	25.8%	105	-4.8%
	Senior	185	14	13	212	54.8%	251	-15.5%
	Non-Degree	5	-	-	5	1.3%	20	-75.0%
Undergraduate Total		328	35	24	387		428	-9.6%
Graduate	Masters	20	6	2	28	93.3%	21	33.3%
	Doctoral	-	-	1	1	3.3%	4	-75.0%
	Specialist	-	-	-	-	0.0%	-	N/A
	Licensure/Cert	-	-	-	-	0.0%	-	N/A
	Unclassified	-	1	-	1	3.3%	2	-50.0%
Graduate Total		20	7	3	30		27	11.1%
Grand Total		348	42	27	417		455	-8.4%



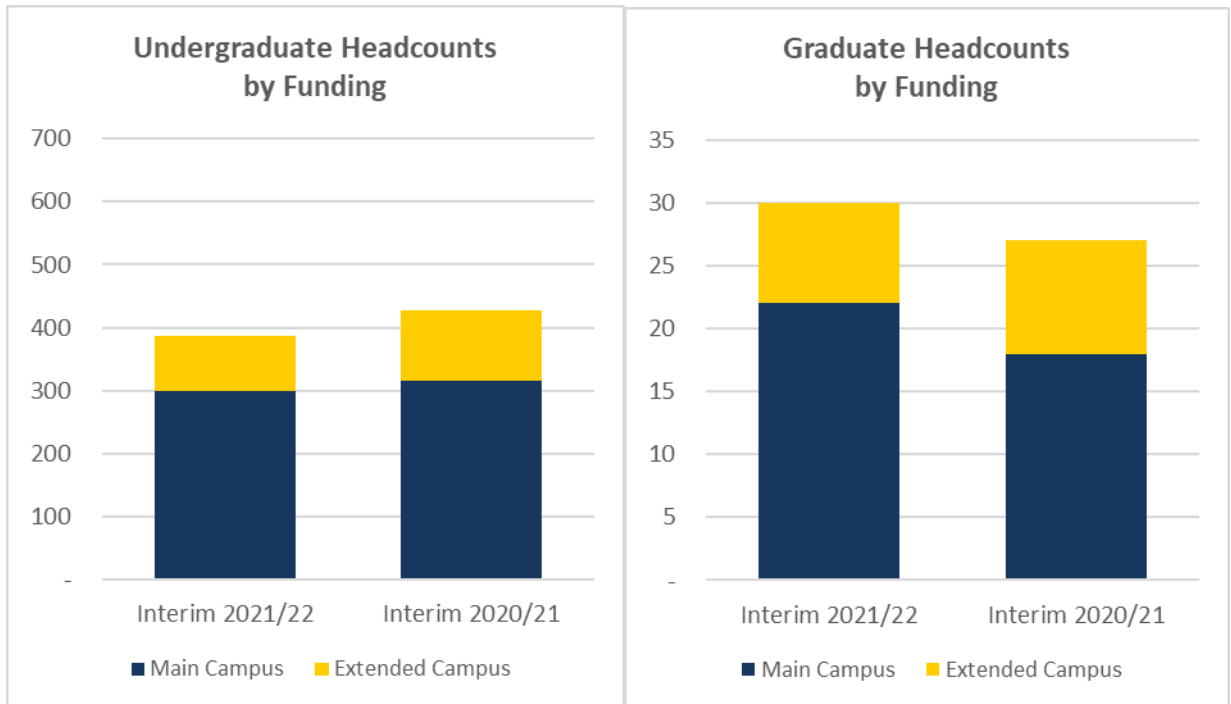
Credit Hours Classification Summary

Credit Hours by Classification								
	Classification	Interim 2021/22					Interim 2020/21	% Change
		Resident	Non-Resident	WUE/WICHE	Total	%	Total	
Undergraduate	Freshman	42	3	-	45	3.9%	18	150.0%
	Sophomore	118	27	18	163	14.2%	136	19.9%
	Junior	248	33	15	296	25.8%	311	-4.8%
	Senior	551	42	37	630	54.9%	741	-15.0%
	Non-Degree	14	-	-	14	1.2%	60	-76.7%
Undergraduate Total		973	105	70	1,148		1,266	-9.3%
Graduate	Masters	32	12	6	50	89.3%	35	42.9%
	Doctoral	-	-	3	3	5.4%	12	-75.0%
	Masters & Doctoral Total	32	12	9	53	94.6%	47	12.8%
	Specialist	-	-	-	-	0.0%	-	N/A
	Licensure/Cert	-	-	-	-	0.0%	-	N/A
	Unclassified	-	3	-	3	5.4%	6	-50.0%
	Lic., Speck & Unclassified Total	-	3	-	3	5.4%	6	-50.0%
Graduate Total		32	15	9	56		53	5.7%
Grand Total		1,005	120	79	1,204		1,319	-8.7%



Funding Summary (Headcounts)

Headcounts by Funding									
Students counted in Extended Campus have only Extended Campus funded courses.									
	Interim 2021/22				Interim 2020/21				% Change
	Resident	Non-Resident	WUE/WICHE	Total	Resident	Non-Resident	WUE/WICHE	Total	
Undergraduate									
Main Campus	255	24	21	300	248	31	37	316	-5.1%
Extended Campus	73	11	3	87	101	6	5	112	-22.3%
Undergraduate Total	328	35	24	387	349	37	42	428	-9.6%
Graduate									
Main Campus	16	4	2	22	16	2	-	18	22.2%
Extended Campus	4	3	1	8	6	3	-	9	-11.1%
Graduate Total	20	7	3	30	22	5	-	27	11.1%
Total Main Campus	271	28	23	322	264	33	37	334	-3.6%
Total Extended Campus	77	14	4	95	107	9	5	121	-21.5%
Grand Total	348	42	27	417	371	42	42	455	-8.4%



Funding Summary (Credit Hours)

Credit Hours by Funding									
Accounting codes assigned to the course determine if credit hours are Extended or Main Campus.									
	Interim 2021/22				Interim 2020/21				% Change
	Resident	Non-Resident	WUE/WICHE	Total	Resident	Non-Resident	WUE/WICHE	Total	
Undergraduate									
Main Campus	754	72	61	887	730	89	108	927	-4.3%
Extended Campus	219	33	9	261	306	18	15	339	-23.0%
Other	-	-	-	-	-	-	-	-	N/A
Undergraduate Total	973	105	70	1,148	1,036	107	123	1,266	-9.3%
Graduate									
Main Campus	28	10	6	44	36	6	-	42	4.8%
Extended Campus	4	5	3	12	6	5	-	11	9.1%
Other	-	-	-	-	-	-	-	-	N/A
Graduate Total	32	15	9	56	42	11	-	53	5.7%
Total Main Campus	782	82	67	931	766	95	108	969	-3.9%
Total Extended Campus	223	38	12	273	312	23	15	350	-22.0%
Total Other	-	-	-	-	-	-	-	-	N/A
Grand Total	1,005	120	79	1,204	1,078	118	123	1,319	-8.7%

