

UNIVERSITY OF
NORTHERN COLORADO



Interim 2020-21 Final
Enrollment Information

January 26, 2021



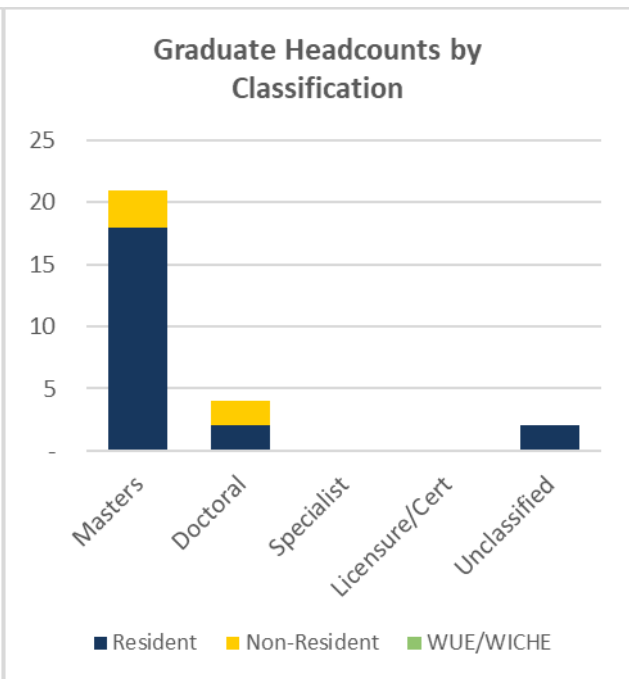
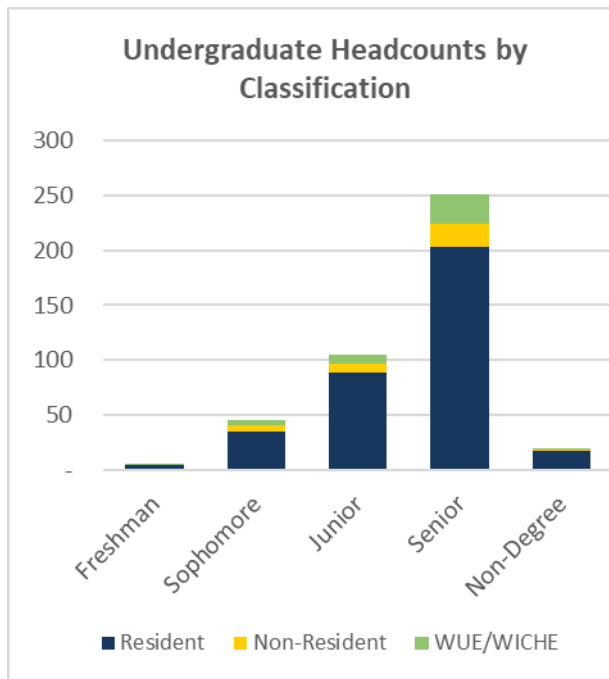
Table of Contents

Headcount Classification Summary	2
Credit Hours Classification Summary.....	3
Funding Summary (Headcounts).....	4
Funding Summary (Credit Hours).....	5

**University of Northern Colorado
Interim 2020/21 Final
Student Profile**

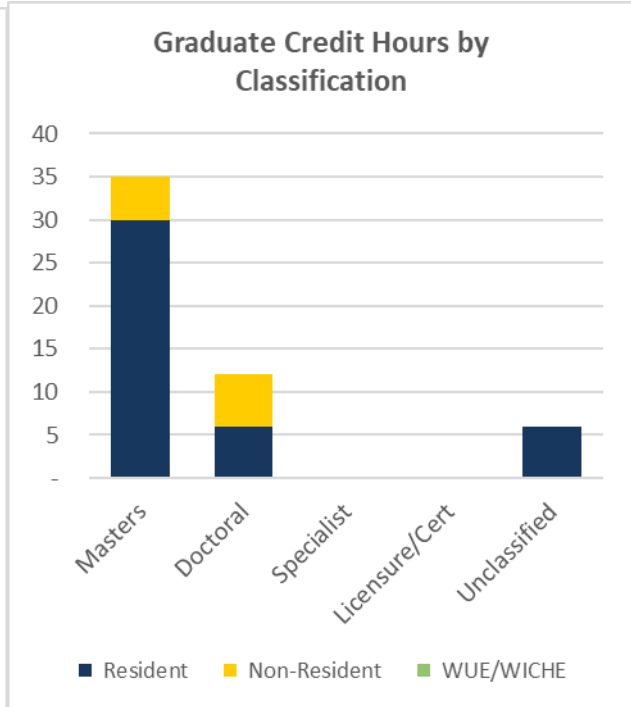
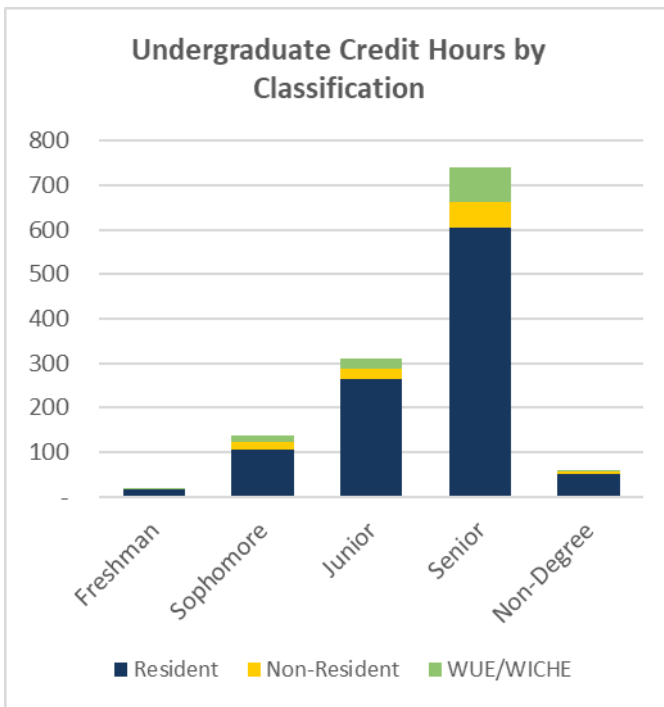
Headcount Classification Summary

Headcounts by Classification								
	Classification	Interim 2020/21					Interim 2019/20	% Change
		Resident	Non-Resident	WUE/WICHE	Total	%	Total	
Undergraduate	Freshman	5	-	1	6	1.4%	31	-80.6%
	Sophomore	35	6	5	46	10.7%	112	-58.9%
	Junior	89	8	8	105	24.5%	142	-26.1%
	Senior	203	21	27	251	58.6%	310	-19.0%
	Non-Degree	17	2	1	20	4.7%	13	53.8%
Undergraduate Total		349	37	42	428		608	-29.6%
Graduate	Masters	18	3	-	21	77.8%	27	-22.2%
	Doctoral	2	2	-	4	14.8%	4	0.0%
	Specialist	-	-	-	-	0.0%	-	N/A
	Licensure/Cert	-	-	-	-	0.0%	-	N/A
	Unclassified	2	-	-	2	7.4%	-	N/A
Graduate Total		22	5	-	27		31	-12.9%
Grand Total		371	42	42	455		639	-28.8%



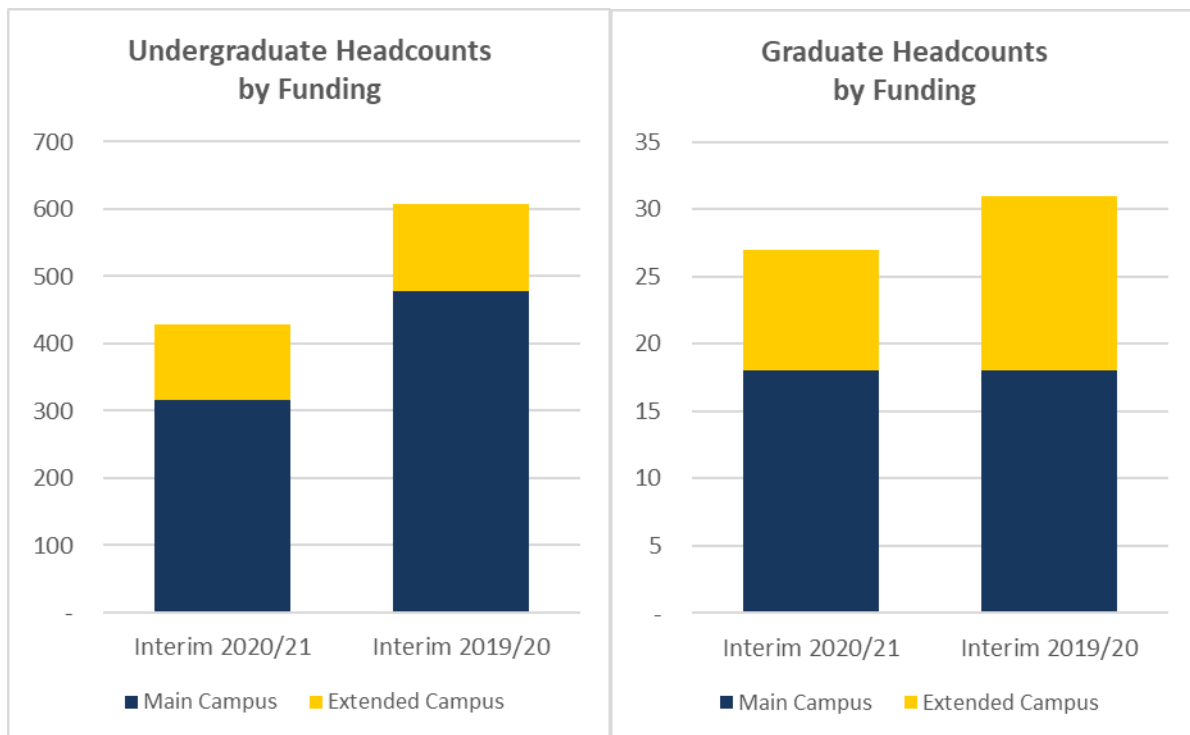
Credit Hours Classification Summary

Credit Hours by Classification								
	Classification	Interim 2020/21					Interim 2019/20	% Change
		Resident	Non-Resident	WUE/WICHE	Total	%	Total	
Undergraduate	Freshman	15	-	3	18	1.4%	91	-80.2%
	Sophomore	104	18	14	136	10.7%	310	-56.1%
	Junior	263	24	24	311	24.6%	417	-25.4%
	Senior	603	59	79	741	58.5%	913	-18.8%
	Non-Degree	51	6	3	60	4.7%	38	57.9%
Undergraduate Total		1,036	107	123	1,266		1,769	-28.4%
Graduate	Masters	30	5	-	35	66.0%	56	-37.5%
	Doctoral	6	6	-	12	22.6%	12	0.0%
	Masters & Doctoral Total	36	11	-	47	88.7%	68	-30.9%
	Specialist	-	-	-	-	0.0%	-	N/A
	Licensure/Cert	-	-	-	-	0.0%	-	N/A
	Unclassified	6	-	-	6	11.3%	-	N/A
	Lic., Speck & Unclassified Total	6	-	-	6	11.3%	-	N/A
Graduate Total		42	11	-	53		68	-22.1%
Grand Total		1,078	118	123	1,319		1,837	-28.2%



Funding Summary (Headcounts)

Headcounts by Funding									
Students counted in Extended Campus have only Extended Campus funded courses.									
	Interim 2020/21				Interim 2019/20				% Change
	Resident	Non-Resident	WUE/WICHE	Total	Resident	Non-Resident	WUE/WICHE	Total	
Undergraduate									
Main Campus	248	31	37	316	400	32	46	478	-33.9%
Extended Campus	101	6	5	112	119	6	5	130	-13.8%
Undergraduate Total	349	37	42	428	519	38	51	608	-29.6%
Graduate									
Main Campus	16	2	-	18	13	4	1	18	0.0%
Extended Campus	6	3	-	9	10	3	-	13	-30.8%
Graduate Total	22	5	-	27	23	7	1	31	-12.9%
Total Main Campus	264	33	37	334	413	36	47	496	-32.7%
Total Extended Campus	107	9	5	121	129	9	5	143	-15.4%
Grand Total	371	42	42	455	542	45	52	639	-28.8%



Funding Summary (Credit Hours)

Credit Hours by Funding									
Accounting codes assigned to the course determine if credit hours are Extended or Main Campus.									
	Interim 2020/21				Interim 2019/20				% Change
	Resident	Non-Resident	WUE/WICHE	Total	Resident	Non-Resident	WUE/WICHE	Total	
Undergraduate									
Main Campus	730	89	108	927	1,153	90	136	1,379	-32.8%
Extended Campus	306	18	15	339	357	18	15	390	-13.1%
Other	-	-	-	-	-	-	-	-	N/A
Undergraduate Total	1,036	107	123	1,266	1,510	108	151	1,769	-28.4%
Graduate									
Main Campus	36	6	-	42	33	12	3	48	-12.5%
Extended Campus	6	5	-	11	13	7	-	20	-45.0%
Other	-	-	-	-	-	-	-	-	N/A
Graduate Total	42	11	-	53	46	19	3	68	-22.1%
Total Main Campus	766	95	108	969	1,186	102	139	1,427	-32.1%
Total Extended Campus	312	23	15	350	370	25	15	410	-14.6%
Total Other	-	-	-	-	-	-	-	-	N/A
Grand Total	1,078	118	123	1,319	1,556	127	154	1,837	-28.2%

