

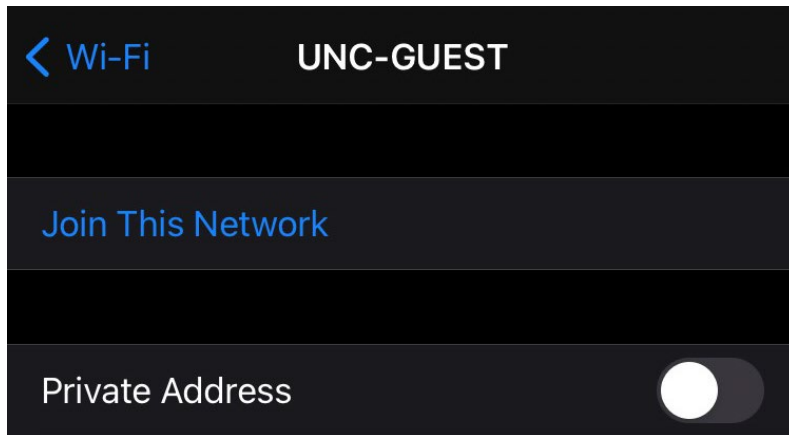


## iPhone

**Note: Before starting to connect, close all Internet Browsers including Firefox, Google Chrome, Microsoft Edge, Safari, etc.**

1. Open Settings – Wi-Fi 
2. Click the **information icon** next to **UNC-Guest** 
3. Ensure the **Private Address** field is in the **Off** position, then click **Join This Network**



4. Read through UNC's Computing Acceptable Use Procedure and click **Accept**

**Welcome to the Guest Portal**

Please read over these terms carefully and proceed to the bottom of the page.

If you agree to the terms, click Accept to gain internet access. You will have access for 24 hours.

Requirements and Prohibited Usage

A. Requirements.

By acquiring an account or utilizing University electronic resources you assume the responsibility to:

1. Comply with these requirements, state and federal laws, and UNC regulations and policies.
2. Respect the rights and privacy of others, including intellectual property and personal property.
3. Conduct no activities that may damage or obstruct the network, electronic resources or information.
4. Do not enter restricted physical or electronic areas or compromise the integrity of electronic resources.
5. Secure your passwords or (passphrases) and make

**Accept**

**Decline**

5. You will see a success page. Click **Done** in the top right corner. Open any app or browser to ensure you are connected. *(You may need to wait 5 -10 seconds for the system to recognize your device as registered.)*

