
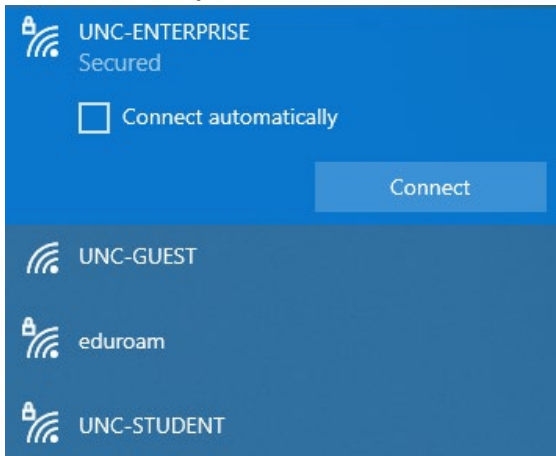


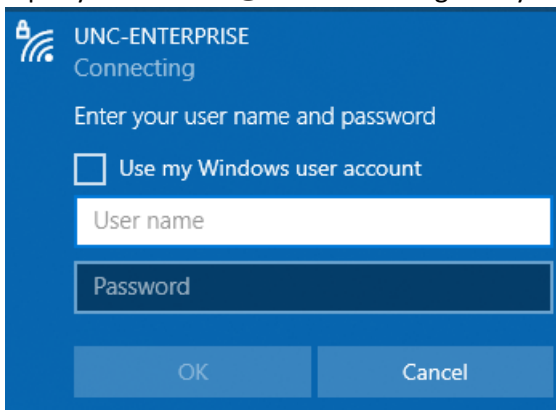
Windows

Note: Before starting to connect, close all Internet Browsers including Firefox, Google Chrome, Microsoft Edge, Safari, etc.

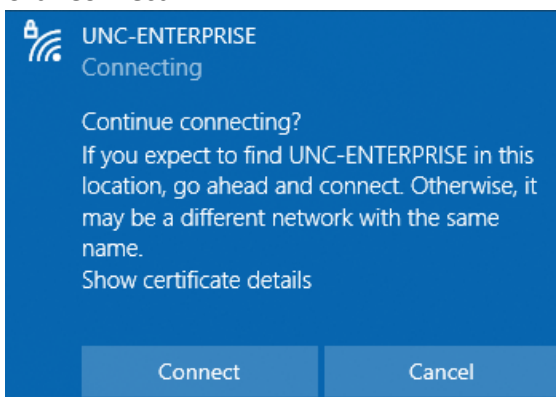
1. Click the **Wi-Fi** icon in taskbar on the bottom-right. 
2. Click **UNC-Enterprise** in the list of wireless networks, then click **Connect**.



3. Input your **first.last@unco.edu** along with your first.last password.



4. Click **Connect**.



5. You should now be connected. Open a browser to ensure you are connected