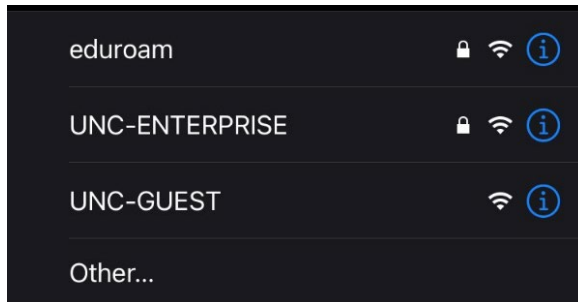


iPhone

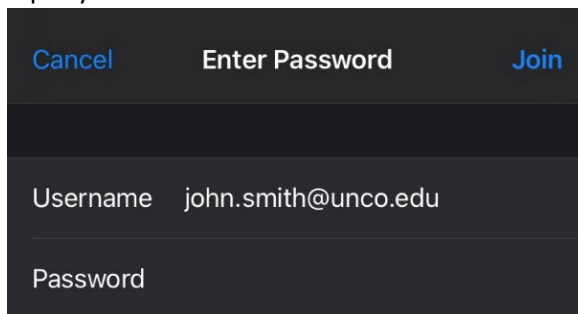
Note: Before starting to connect, close all Internet Browsers including Firefox, Google Chrome, Microsoft Edge, Safari, etc.




1. Open Settings – Wi-Fi
2. Select **eduroam** from the list of Wi-Fi networks



3. Input your Institutions credentials for the username and the password for it. Click **Join**



4. Click **Trust** in the top right



5. You should now be connected. Open any app or browser to ensure you are connected.