



UNC Scholarship Application Guide

Table of Contents

Location of UNC Scholarship Application.....	2
How to complete your UNC Scholarship Application.....	2
How to apply for Recommended Opportunities.....	4
How to read your Dashboard.....	6
How do you know you have been offered a scholarship.....	8
How to accept a scholarship and upload your thank you letter.....	9
Searching additional scholarships.....	12
Tips/Reminders.....	14

Student instructions on completing Scholarship Application

Updated October 2021

Location of Scholarship Application:

UNC's scholarship application is located in your URSA account. On the Financial tab, you will see a link for the "UNC Scholarship Application". You need to complete the scholarship application every year to be considered for UNC Foundation scholarships. **The application will open November 1st each school year, to be completed for the following school year. The priority deadline will be February 1st for New students and June 1st for Graduate students, Transfer students, and International students.**

How to complete and your UNC Scholarship Application:

1. Once logged into your general scholarship application you will see a list of questions for you to answer, these questions are used to determine your eligibility for most of the Foundation scholarships available. You are not required to answer all the questions, but keep in mind, the more you complete can increase potential scholarship opportunities. You are required to answer the questions that have asterisks (*) next to them, which include your Bear Number, Signature, and today's date before proceeding to other tasks within the system.
2. Click on the yellow Finish and Submit button when you are finished. You can save your application at any time by clicking on the white "save and keep editing" button.

View of Application top half:

The screenshot shows the 'Application Progress' section of the UNC Scholarship Application. On the left, there is a sidebar with 'My Applications' and 'Opportunities' tabs. The 'General Application' is selected. The main content area displays a welcome message and instructions. Below this, there are several input fields: 'Bear Number' (marked with an asterisk), 'Preferred phone number' (with a sample number 555-555-5555), and a 'Gender' dropdown menu. A section titled 'Choose the following statements that apply to you.' contains a list of checkboxes for various student categories. At the bottom, there are two buttons: 'Save and Keep Editing' and 'Finish and Submit'.

My Applications Opportunities Karlett Eguluz

Application Progress

General Application ⓘ

Welcome to the UNC Scholarship Application! This is a general application that will allow you to apply for UNC Foundation scholarships for the 2017-2018 academic year.

If you have any questions, please contact the UNC Office of Financial Aid at ofa_scholarships@uncg.edu or (970) 351-2502.

You can save your application at any time by clicking **Save and Keep Editing** at the bottom of the form. Once completed, you can submit your application by clicking **Finish and Continue**.

Note: Required fields are marked with an asterisk.

General Application Questions

* Bear Number

Preferred phone number

555-555-5555

Please enter a phone number formatted like 555-555-5555.

Gender

Choose the following statements that apply to you. ⓘ

☐ I am a graduate of a rural high school in Arizona, Colorado, Idaho, Kansas, Montana, Nebraska, New Mexico, North or South Dakota, Utah or Wyoming.

☐ I am a graduate of a high school with an enrollment of 200 or less.

☐ I am a resident from Eastern Colorado.

☐ I am a first generation college student.

☐ I am a non-traditional student.

☐ I am an orphan or was previously in a foster home.

☐ I am a new transfer student from a community college.

☐ I am a member of an under-represented group at UNC.

☐ I am related to a graduate of UNC.

☐ I am interested in working with the elderly.

Applicant Record

Save and Keep Editing Finish and Submit

View of Application bottom Half:

☐ I have interest in doing research in cancer rehabilitation at the Rocky Mountain Cancer Rehabilitation Institute.

Choose the following teaching related program statements that apply to you.

☐ I am majoring in science with the intent of becoming a teacher.

☐ I am majoring in social science with the intent of becoming a teacher.

☐ I am admitted to the Professional Teacher Education Program (PTEP).

☐ I am currently a teacher in a K-12 classroom that intends to continue teaching.

☐ I will be student teaching during the academic year.

☐ I am planning on becoming a teacher.

Are you a UNC employee? ⓘ

☐ Yes

☐ No

Are you the dependent child or spouse of a UNC employee?

☐ Yes

☐ No

★ I confirm that all information included in this application is true and correct to the best of my knowledge. I understand that by signing this application, I give UNC permission to share the information listed on this application with university employees, the UNC Foundation, and the donors of the scholarships for which I may qualify. NOTE: UNC will not share information with any outside entities without your written permission, per the Family Education Rights and Privacy Act (FERPA). - Answer 1 time.

★ 1. Signature ⓘ

1

★ 2. Today's Date

MM/DD/YYYY


Please enter a date formatted like MM/DD/YYYY.

Applicant Record

Save and Keep Editing

Finish and Submit

3. After you submit your general scholarship application, you will get a big Grey 'Almost Done!' Pop-up Message that reads; "Your previous applications have qualified you to apply to additional opportunities. We've recommended the ones you are most qualified for and have made these available here."

 **Big State University**
Educating our world for tomorrow.

My Applications | Opportunities | Donors | References | Sally Seashell

✓ Your submitted application to College of Business has been successfully updated.

Application Progress

✓ General Application

✓ College of Business

Other Recommended Opportunities ⓘ

Applicant Record

Recommended Opportunities Show Filters

Search by Keyword

BSU Alumni Association Scholarship
\$750 Must be an incoming freshman or transfer student, have a parent or guardian who is an alumnus of Big State University and a life member of the Big...
by 08/31/2017 [Apply](#)

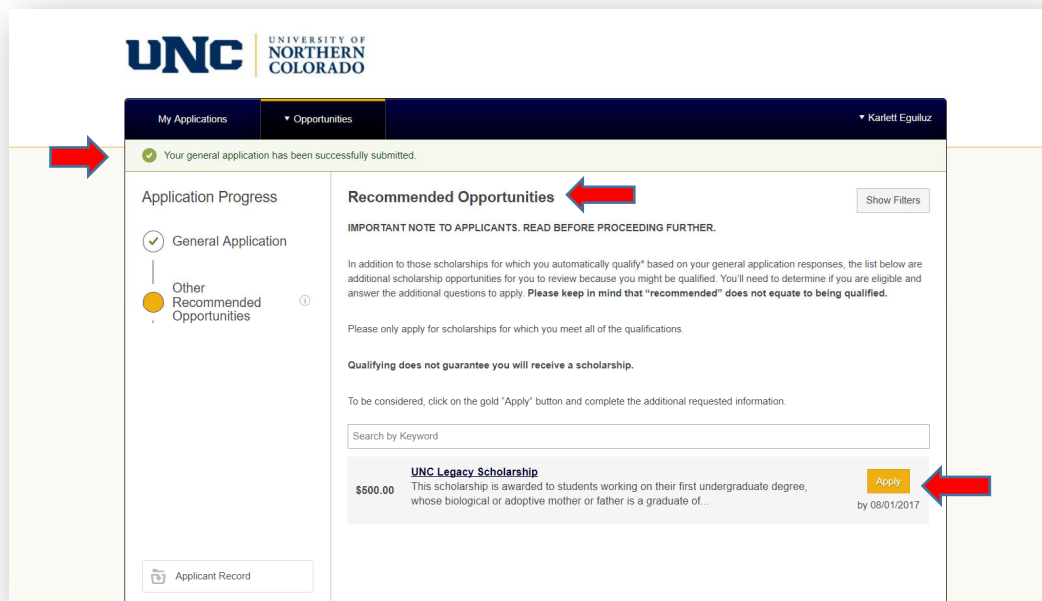
Loyola Test Portfolio
\$0.00 This is business majors.
by 08/31/2017 [Apply](#)

Study Abroad Scholarship
Up to \$4,000 Big State University is a nationwide leader in providing study abroad opportunities to undergraduate and graduate students. If you plan to study...
by 08/31/2017 [Apply](#)

Almost Done!
Your previous applications have qualified you to apply to additional opportunities. We've recommended the ones you are most qualified for and have made those available here.

4. After the pop-up goes away, you will be directed to your **'Recommended Opportunities'** page. This is where you will see all **'Apply-To'** scholarships for which the system determines that you potentially may be qualified for based on your additional answers. These scholarships require an additional question(s) to be submitted to determine your true eligibility.
 - Note: the green pop-up message at the top of the page that reads your General Application has been successfully submitted. See Screenshot below.
 - You will also receive an email to your student email titled "Application Submission Confirmation". This email will let you know that your General Application was submitted.

View of the Recommended Opportunities page:



How to apply for Recommended Opportunities.

1. Click on all the yellow **'Apply'** buttons listed to see what the additional required item is. This could be a short yes or no question or an essay.
2. You will need to complete the additional requirement to apply for that scholarship.
 - a. If the question is not applicable to you, you do not need to complete that additional question. For example, UNC may offer a scholarship that can be awarded to Business Majors that are also part of a Native American Tribe. You will see this scholarship listed in your recommended page if you are a Business Major, the system does not know if you are part of a Native American tribe, so the additional question would be to upload your tribal documentation. If you are not part of a Native American Tribe, you would not complete that additional requirement.

- Click on the **'Finish and Submit'** button once you have completed the requested item(s). You have now applied to that scholarship.

UNC Legacy Scholarship

Description
This scholarship is awarded to students working on their first undergraduate degree, whose biological or adoptive mother or father is a graduate of...

Deadline
08/01/2017

Category
New

Supporting Documents
Applicant Record
Profile

Supplemental Questions
★ List the name and year of graduation for the parent that graduated from UNC (Be sure to use the name that your parent used at the time of their graduation).

Buttons: Save and Keep Editing, **Finish and Submit**

- You will see a green message at the top to let you know the scholarship item has been successfully submitted. If you have additional, **'Recommended Opportunities'** that you have not completed you will be directed back to the **'Recommended Opportunities'** page. You will see the yellow **'Apply'** button for all the scholarships you have not completed and **'view your application'** link for all the ones that you have completed.

 - Once you submit the additional item for the recommended scholarship, you will receive an email to your student email titled "Application Submission Confirmation". This will let you know that your application for XXX scholarship was submitted.

Recommended Opportunities

IMPORTANT NOTE TO APPLICANTS. READ BEFORE PROCEEDING FURTHER.

In addition to those scholarships for which you automatically qualify* based on your general application responses, the list below are additional scholarship opportunities for you to review because you might be qualified. You'll need to determine if you are eligible and answer the additional questions to apply. **Please keep in mind that "recommended" does not equate to being qualified.**

Please only apply for scholarships for which you meet all of the qualifications.

Qualifying does not guarantee you will receive a scholarship.

To be considered, click on the gold "Apply" button and complete the additional requested information.

Search by Keyword

Committee's discretion	Scholarship Name	Details	Action
	Reisher Program Support - Peer Advocate	The Reisher Peer Advocate is awarded to a current or entering Reisher cohort student (see Reisher Family Scholarship or Reisher Family...	Apply by 08/15/2017
\$500.00	UNC Legacy Scholarship	This scholarship is awarded to students working on their first undergraduate degree, whose biological or adoptive mother or father is a graduate of...	View Your Application

You have now applied for all the Foundation scholarships that you qualify for at UNC!

- **Please note: recommended scholarships are not the only scholarships that you are in the running for. These are only the scholarships that required an additional item to be completed. Most scholarships do not have an additional item to be completed; you will be filtered into these scholarships automatically based on your General Scholarship Application. You will not see these on your Dashboard.**

How to Read your Dashboard:

Every time you log back into your general scholarship application after you have applied to all your **'recommended scholarships'**, you will be directed to your **'Dashboard'** page. This is a central location where you can monitor the status and progress of your various applications in the system. This page is broken down into four key areas based on your needed interactions. Please note that if you do not apply to all of your **'recommended scholarships'** you will be directed to the **'Recommended Opportunity'** page until they are all answered. To get to your dashboard from your **'Recommended Opportunities'** page you will have to click on the **'My applications'** tab on the top left of your screen. See above screenshot.

View of the Student Dashboard page:

The screenshot displays the 'My Applications' dashboard for a user named Jennifer Major. The dashboard is organized into several sections:

- Status:** A summary bar at the top showing submission counts: 'Recommended Opportunities Submitted: 1 of 5', 'General Applications Submitted: 1 of 1', and 'Post-Acceptance Submitted: 0 of 1'.
- Needs Attention:** A section with a red notification icon containing a card for 'Post-Acceptance for Edward & Agnes Nusbaum Memorial Scholarship' with a '1 Required' status and a 'Finish' button.
- General Application:** A section showing a 'Submitted' status for the 'General Application' with an 'Update' button.
- Current:** A section with three cards representing different scholarship applications, each with a deadline of 06/01/2017:
 - ACS-Hach Land Grant Scholarship:** Status 'Deadline Submitted', with a 'View' button.
 - Finley-Ledall Scholars:** Status 'Deadline Not Selected', with a 'View' button.
 - UNC Legacy Scholarship:** Status 'Deadline Submitted', with an 'Update' button.

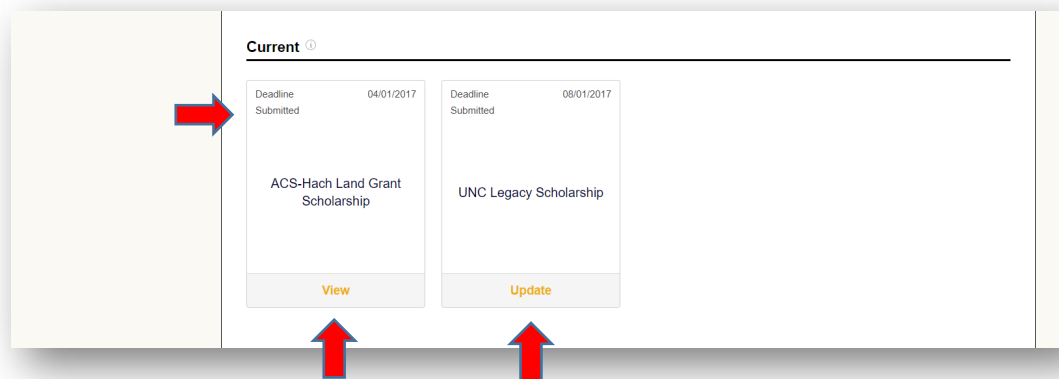
❖ The five key areas on your Dashboard:

- Status Box: This is your progress indicator. This section will indicate what you need to complete and what you have already completed. Anything in GREEN is completed; anything in RED is incomplete. These are clickable boxes.
- Needs Attention: This section will appear for scholarships that have been applied for, but something has occurred that requires new attention and action from you is needed. For example, if you have an incomplete general application and or a missing thank you letter.
- General Application: This section will display your submitted UNC scholarship application. Note: that there is a status for each tile box in the upper left corner. If you need to make changes, you can click on the **'Update'** button at the bottom, and it will bring you back to your general application.
- Current: This section will show all the scholarships you have applied for from the **'Recommended Opportunities'** page and or scholarships you received. Each tile will show the status for that scholarship.

What is in your Current section on your Dashboard:

This section will include all the scholarships you have applied for from the **'Recommended Opportunities'** page and also list all the scholarships you have been awarded. You will see a tile for each scholarship. Information in this tile will include a deadline for each scholarship, status, name of scholarship, and a button at the bottom to either **'View'** or **'Update'** that scholarship. The scholarships with a **'View'** button at the bottom have had the deadline pass. You can still view this scholarship and all the items you submitted but you will no longer have access to update it. The ones with an **'Update'** button are still open and you have access to update your application for that scholarship. The tiles are alphabetized. You will want to keep an eye on each scholarship status after you apply through mid-July. This status will tell you if you have been selected.

View of Current Section:



Type of Status you can have:

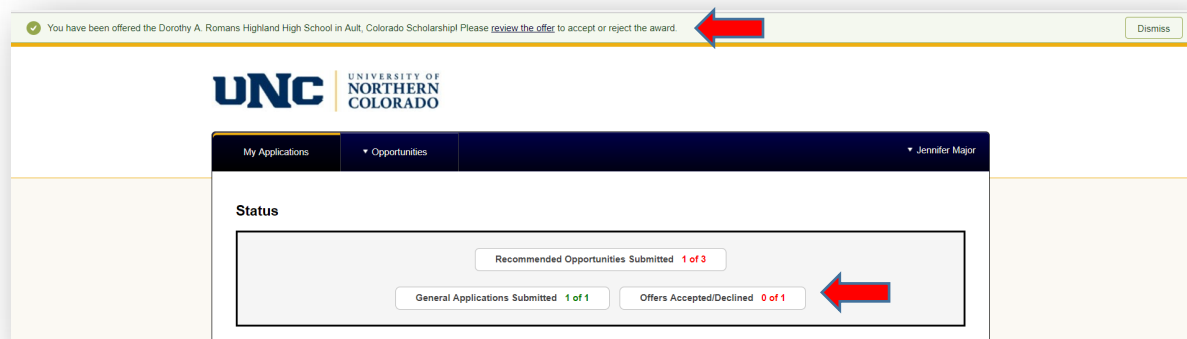
- Drafted- incomplete application, you have not submitted your additional requirement for that scholarship.

- Submitted- you have submitted your additional requirement for that scholarship. Pending review.
- Not selected/Not Chosen- not selected to receive the scholarship.
- Offered- you have been offered the scholarship.
- Accepted- you accepted the scholarship.

How do you know you have been offered a scholarship?

You will be notified through your student email if you are offered a scholarship. The email will be titled “You have been offered the XXX scholarship at UNC!” That email will list the additional requirements that need to be completed and the scholarship application link. You can also use the same steps outlined on page one to get into your application again.

Once you are logged in to your scholarship application, you will see a green message at the top that states, “You have been offered the XXX scholarship! Please review the offer to accept or reject the award.” You can click on the “**review the offer**” in that message to accept it. Alternatively, you can accept it in your current section on your dashboard page as well. You will see a tile for that scholarship with an ‘**Accept**’ button at the bottom. In addition, notice your Status box shows you now have an Offers Accept/Decline box with red writing 0/1. Red always means you have outstanding items.



General Application ⓘ

Submitted

General Application

Update

Current ⓘ

Deadline	Submitted	Deadline	Offered	Deadline	Submitted
04/01/2017		05/01/2017	\$100.00	08/01/2017	
ACS-Hach Land Grant Scholarship		Dorothy A. Romans Highland High School in Ault, Colorado Scholarship		UNC Legacy Scholarship	
View		Accept		Update	

How to accept a scholarship and upload your thank you letter:

1. Click on the yellow **'Accept'** button in our **'Current'** section.
2. This will direct you to accept or decline the scholarship. You will also see a **Details tab** this will give you the description, requirements and the amount offered for that particular scholarship.

UNC | UNIVERSITY OF NORTHERN COLORADO

Jennifer Major

Offer Letter Details

Dorothy A. Romans Highland High School in Ault, Colorado Scholarship

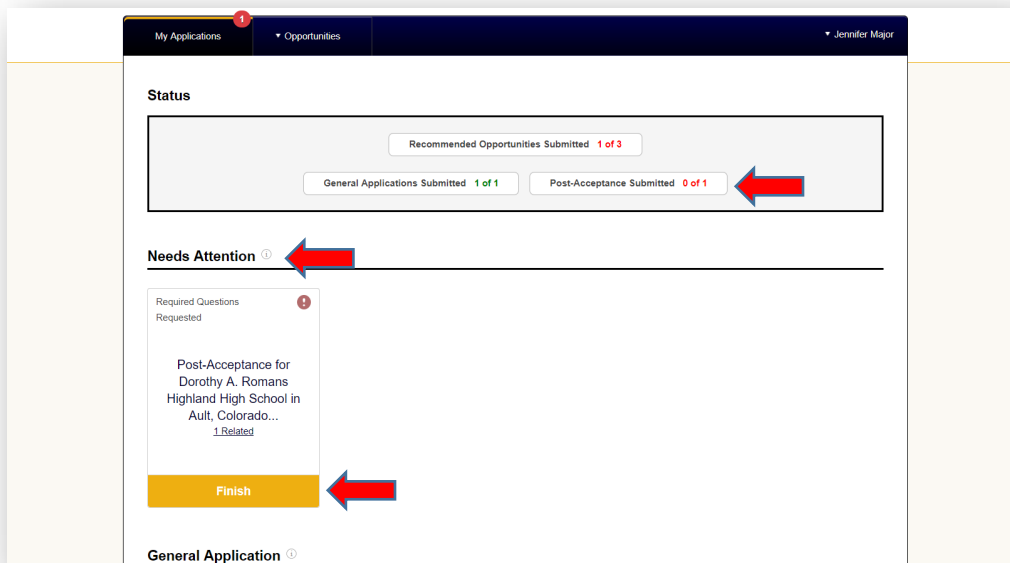
You have been offered the Dorothy A. Romans Highland High School in Ault, Colorado Scholarship Scholarship. Accept it now!

Accept Decline

© 2010 - 2017 AcademicWorks, Inc. All rights reserved.
UNC Website | UNC Office of Financial Aid | UNC Admissions Office


3. Once you accept the scholarship, you will be directed to the page to upload your required thank you letter for that scholarship.
 - This page will give you the salutation name for the thank you letter. You will also see a link that will give you guidance on how to write the thank you letter.

- You will receive an email to your student email account titled “You need to finish your application for UNC XXX scholarship. The email will detail that you need to complete a thank you letter.
- If you need to write your thank you letter at another time, you can simply close out of your scholarship application. Your **‘Dashboard’** will also indicate that you have items to complete in a new **‘Needs Attention’** section. By clicking the yellow **‘Finish’** button, it will direct you back to upload your thank you letter. **Note: your file name should not include any characters other than letters and or numbers. Any special characters will create an error and you will not be able to upload the letter.**
- Notice you now have a **‘Post-Acceptance Submitted’** section in you **‘Status Box’** that read’s 0 of 1 in red.



4. Once you have written your thank you letter, click on the **‘Add a New File’** link and upload the letter.
5. Click on the yellow **‘Finish and Submit’** button.
 - You will receive an email to your student email account titled “Application Submission Confirmation” to confirm you have submitted your thank you letter.

application for the Dorothy A. Romans Highland High School in Ault, Colorado Scholarship award!



UNIVERSITY OF
NORTHERN
COLORADO

My Applications 1

Opportunities

Jennifer Major

Winter 2017 for Dorothy A. Romans Highland High School in Ault, Colorado...

Description

The Dorothy A. Romans Highland High School in Ault, Colorado Scholarship is awarded to graduates of Highland High School in Ault, Colorado. To...

Category

Requested

Supporting Documents

Applicant Record

Supplemental Questions

You can save your application at any time by clicking **Save and Keep Editing** at the bottom of the form. Once completed, you can submit your application by clicking **Finish and Submit**.

Note: Required fields are marked with an asterisk.

Supplemental Questions

★ Please upload a donor thank-you letter that will be mailed to the representative of your scholarship. The salutation on the thank-you letter should be "Dear UNC Foundation". The following link will help you create your letter: www.unco.edu/give/scholarship-student.aspx.

Test TYL.docx - about 5 hours ago

[View](#) or [Add a New File](#)

Save and Keep Editing

Finish and Submit

© 2010 - 2017 AcademicWorks, Inc. All rights reserved.
[UNC Website](#) | [UNC Office of Financial Aid](#) | [UNC Admissions Office](#)

- You will now see the **'Status'** section update with 1 of 1 in green for the **'Post-Acceptance submitted'**. In addition, the scholarship will now show in your **'Current'** section as submitted. The office of Financial Aid will review your thank you letter.

General Application

Submitted

General Application

Update

Current

<div>Deadline Submitted</div> <div>04/01/2017</div> <div>ACS-Hach Land Grant Scholarship</div> <div>View</div>	<div>Banner</div> <div>Post-Acceptance for Dorothy A. Romans Highland High School in Ault, Colorado... 1 Related</div> <div>Update</div>	<div>Deadline Submitted</div> <div>08/01/2017</div> <div>UNC Legacy Scholarship</div> <div>Update</div>
--	--	---

- When you see the status in your **'post-acceptance'** tile update from submitted to either **'Banner'** or **'Generous Donor'** that indicates we have reviewed your submitted thank you letter and accepted it. You are now done with that scholarship.

The screenshot shows the 'My Applications' page with the 'Status' section. It displays three status boxes: 'Recommended Opportunities Submitted 1 of 3', 'General Applications Submitted 1 of 1', and 'Post-Acceptance Submitted 1 of 1'. A red arrow points to the 'Post-Acceptance Submitted 1 of 1' box. Below the 'Status' section is the 'General Application' section, which shows a 'Submitted' status and an 'Update' button. A red arrow points down from the 'Update' button to the 'Current' section. The 'Current' section displays three scholarship tiles: 'ACS-Hach Land Grant Scholarship' (Submitted, 04/01/2017), 'Post-Acceptance for Dorothy A. Romans Highland High School in Ault, Colorado... 1 Related' (Submitted, 08/01/2017), and 'UNC Legacy Scholarship' (Submitted, 08/01/2017). Each tile has a 'View' or 'Update' button.

- When you see your Status box list all Green, you are completed.

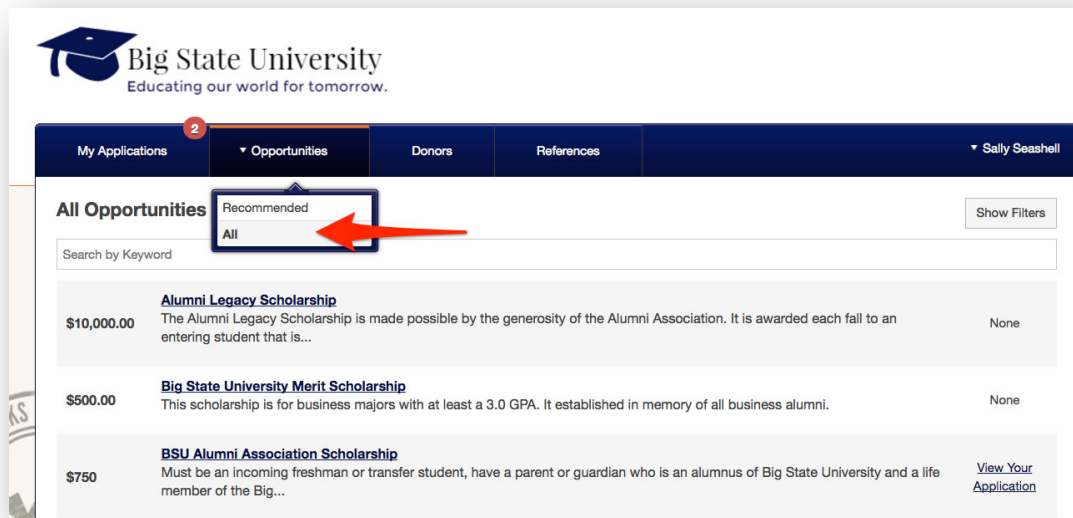
The screenshot shows the 'My Applications' page with the 'Status' section. It displays three status boxes: 'Recommended Opportunities Submitted 1 of 1', 'General Applications Submitted 1 of 1', and 'Offers Accepted/Declined 1 of 1'. All three boxes are green, indicating that the user is completed. Below the 'Status' section is the 'General Application' section, which shows a 'Submitted' status and an 'Update' button.

Searching additional Scholarships:

Use the **'Opportunities Menu'** on your tool bar. The Opportunities page allows you to locate recommended **'Apply-to'** scholarships, as well as browsing other scholarships within the system. Simply clicking on the **'Opportunities'** button will take you immediately to your **'Recommended Opportunities'** page where you can begin applying for additional **'Apply-to'** scholarships.

If you would like to view additional scholarships, such as those for which you may be already automatically under consideration, hovering over the **'Opportunities'** button will allow you to select the **'All/Ours opportunities'** listing. This will list all the scholarships in the system in which you can read the

description. These will not give you an apply button as there is nothing else you would need to do other than your general application to be considered for them.



On the **'Recommended'** and **'All opportunities'** pages, you can click **'conduct a keyword search'** or use the **'Show Filters'** button to launch a search page. The search page allows you to search through available opportunities based on the qualification criteria established for each scholarship.

Keep in mind that you do not have to search for scholarships to apply to, you have already done this. By completing your general scholarship application, you have applied to all the auto-match scholarships and your Recommended Opportunities page lists the scholarships that need an additional item completed. Your general scholarship submission did the work for you. This search page is simply a way for you to view what we have.

Searchable Fields CLOSE

By Keyword

Scopes

No Scopes Applied
College of Business
College of Education
College of Engineering

To select multiple items, hold control or command and click each one.

Local High School Attended ⓘ

Current BSU Student Status ⓘ

Do you believe that you have financial need?

☐ Yes
☐ No

Career Objective ⓘ

Accounting
Alternative Medicine
Animation

To select multiple items, hold control or command and click each one.

Is your parent or guardian a life member of the BSU Alumni Association?

☐ Yes
☐ No
☐ Both Parents

Filter Opportunities

Tips and reminders:

1. UNC Scholarship Application opens every November 1st.
2. Complete your scholarship application every year by February 1st.
3. Keep an eye out for green messages at the top of your application and review any red items in your status box.
4. You do not have to apply to each scholarship separately. Your General Scholarship Application and your Recommend Opportunities does all of this already.
5. A thank you letter is required for each scholarship. The scholarship will not disburse until the thank you letter is completed.
6. The file name for your thank you letter must only contain letters and or numbers nothing else. If you receive an error message when trying to upload your thank you letter, look at your file name.
7. Once you submit your thank you letter, your requirement in URSA will still show required until the Office of Financial Aid reviews and accept your thank you letter. When we accept your thank you letter, we will complete your requirement.
8. Call (970 351 4862 option 1) or email Office of Financial Aid at OFA.Scholarships@unco.edu if you have any questions.