

## UNC Professional Education Unit (PEU) - Teacher Employment Day: Recruiter Survey

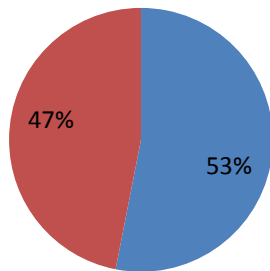
### Teacher Candidates' Evaluation of the Teacher Fair

In 2012, seven additional survey items were added to an existing Career Services Survey to capture the student teacher experience. In 2014, of the 43 responses, 60 (47%) identified themselves as UNC teacher candidates. A separate question surveyed only the UNC Candidates, of those 26 (65%) were currently enrolled at UNC and 14 (35%) were UNC Alumni.

#### UNC and Non-UNC Candidates

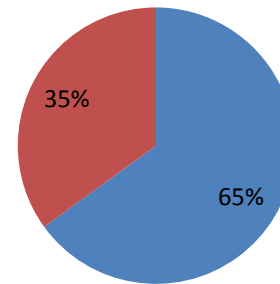
**N= 81**

■ UNC Candidate (N=43) ■ Non-UNC Candidate (N=38)



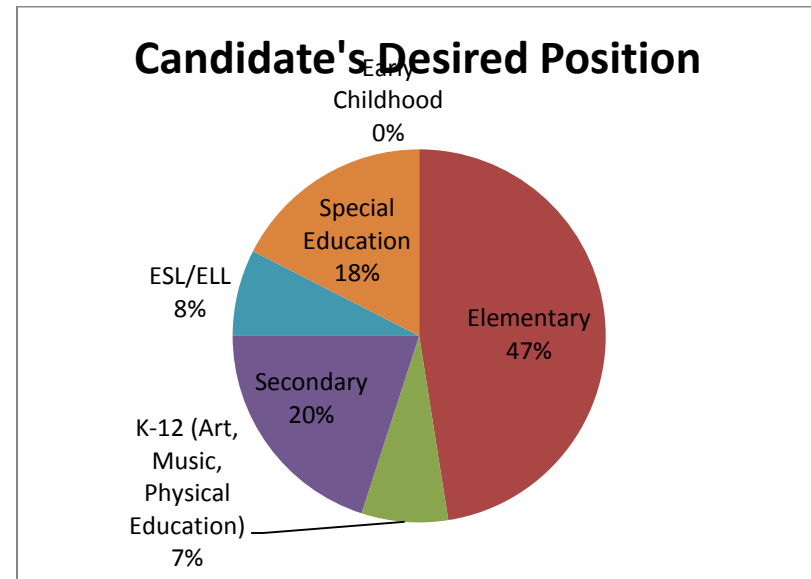
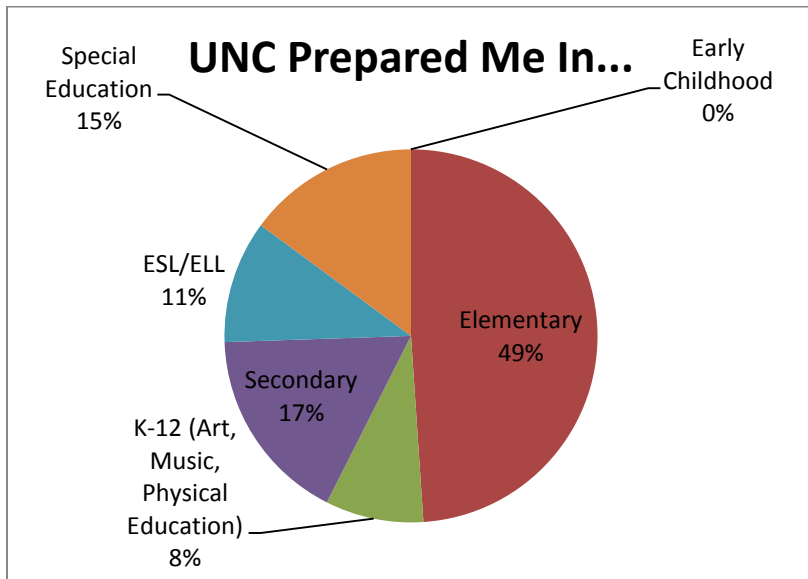
#### UNC Candidate Status

■ Currently enrolled UNC student (N= 26)  
■ UNC Alumni (N=14)



## UNC Professional Education Unit (PEU) - Teacher Employment Day: Recruiter Survey

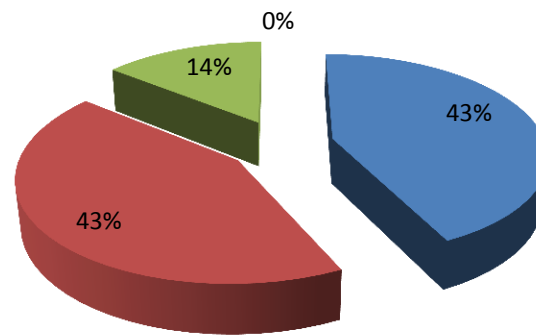
The majority of respondents seeking interviews were Elementary Education majors (N = 23). Other majors were represented as follows: Secondary (N = 8), K-12 (N = 4), Special Education (N = 7), ESL/ELL (N=5), and Early Childhood Education (N = 0).



## UNC Professional Education Unit (PEU) - Teacher Employment Day: Recruiter Survey

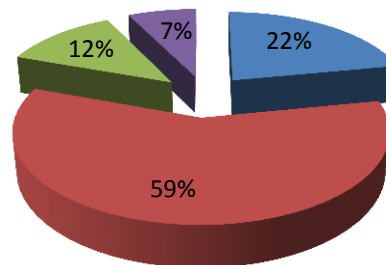
### UNC Prepared me to Search for Jobs

■ 1= Very Much   ■ 2 = Adequately   ■ 3 = Somewhat   ■ 4 = Not at all



### UNC Prepared Me to Work with Diverse Populations

■ 1= Very Much   ■ 2 = Adequately   ■ 3 = Somewhat   ■ 4 = Not at all



## UNC Professional Education Unit (PEU) - Teacher Employment Day: Recruiter Survey

### UNC Prepared Me for Current School Topics

■ 1= Very Much   ■ 2 = Adequately   ■ 3 = Somewhat   ■ 4 = Not at all

