

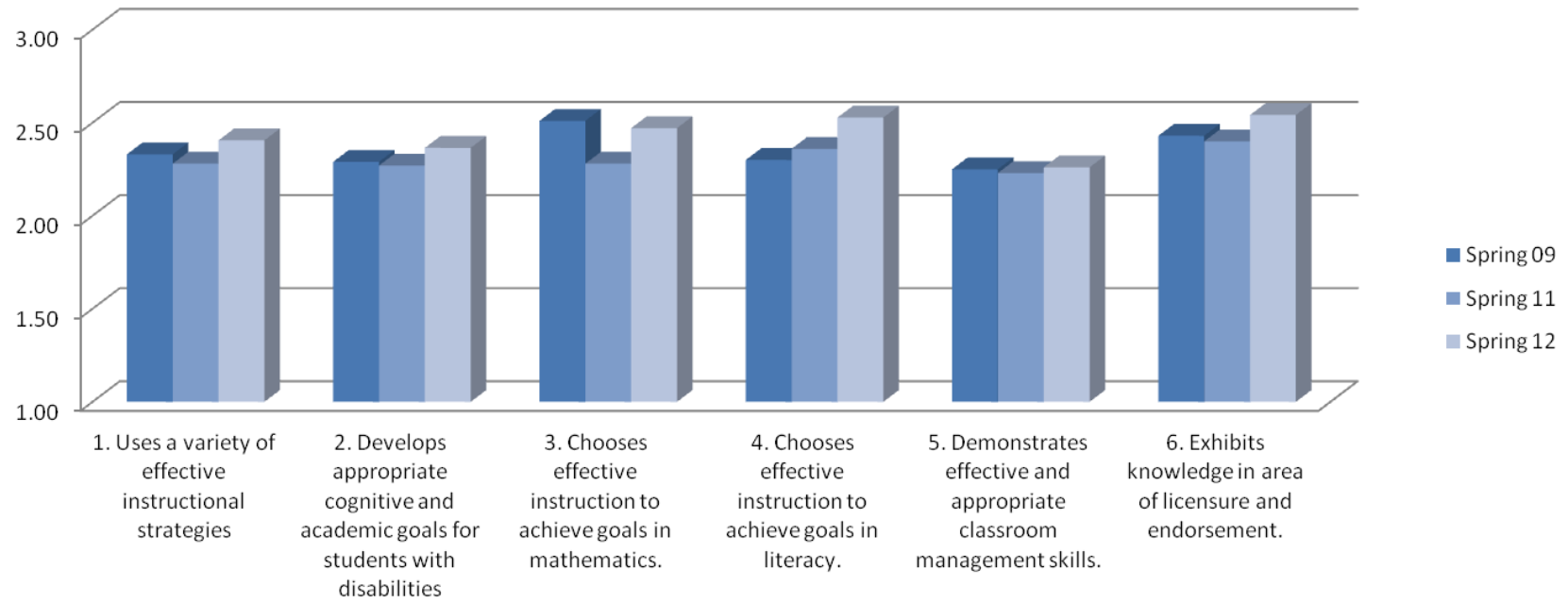
Principal Survey

Principals were asked to rate our teacher candidates on 24 areas based on a 4 point Likert scale, 1- Below Expectations, 2-Meets Expectations, 3-Above Expectations, and 4-Not Applicable. Data was collected every Spring since 2008, with the exclusion of Spring 2010. The table and graphs below display the average score with the exclusion of the 4th point, Not Applicable. The overall mean of the 24 items was above 2 except for question 13, modify instructional plans based upon assessment.

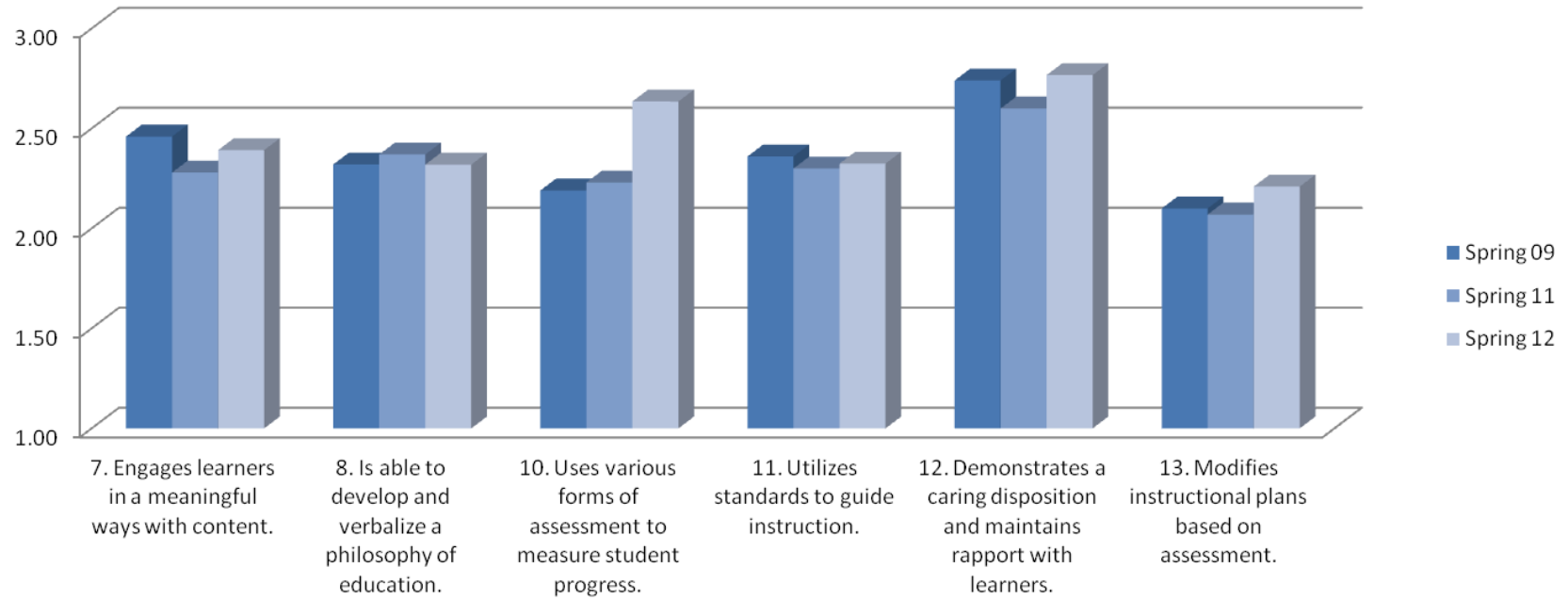
Principal Survey			
1= Below Expectations 2=Meets Expectations 3=Above Expectations 4=Not Applicable Average Rating			
Question	Spring 09 N=70 (37% response rate)	Spring 11 N=83 (13% response rate)	Spring 12 N=74 (25% response rate)
1. Uses a variety of effective instructional strategies	2.33	2.28	2.41
2. Develops appropriate cognitive and academic goals for students with disabilities.	2.29	2.27	2.36
3. Chooses effective instruction to achieve goals in mathematics.	2.51	2.28	2.47
4. Chooses effective instruction to achieve goals in literacy.	2.30	2.36	2.53
5. Demonstrates effective and appropriate classroom management skills.	2.25	2.23	2.26
6. Exhibits knowledge in areas of licensure and endorsement.	2.43	2.40	2.54
7. Engages learners in meaningful ways with content.	2.46	2.28	2.39
8. Is able to develop and verbalize a philosophy of education.	2.32	2.37	2.32
9. Uses various forms of	2.19	2.23	2.64

assessment to measure student progress.			
10. Utilizes standards to guide instruction.	2.36	2.30	2.32
11. Demonstrates a caring disposition and maintains rapport with learners.	2.74	2.60	2.77
12. Modifies instructional plans based on assessment.	2.10	2.07	2.21
13. Develops instruction that integrates one or more content areas in an appropriate way.	2.26	2.21	2.31
14. Develops specific strategies for teaching students from diverse racial and ethnic backgrounds.	2.27	2.19	2.21
15. Communicates well with families.	2.33	2.25	2.33
16. Pursues ongoing professional development and incorporates new practices and ideas.	2.42	2.37	2.44

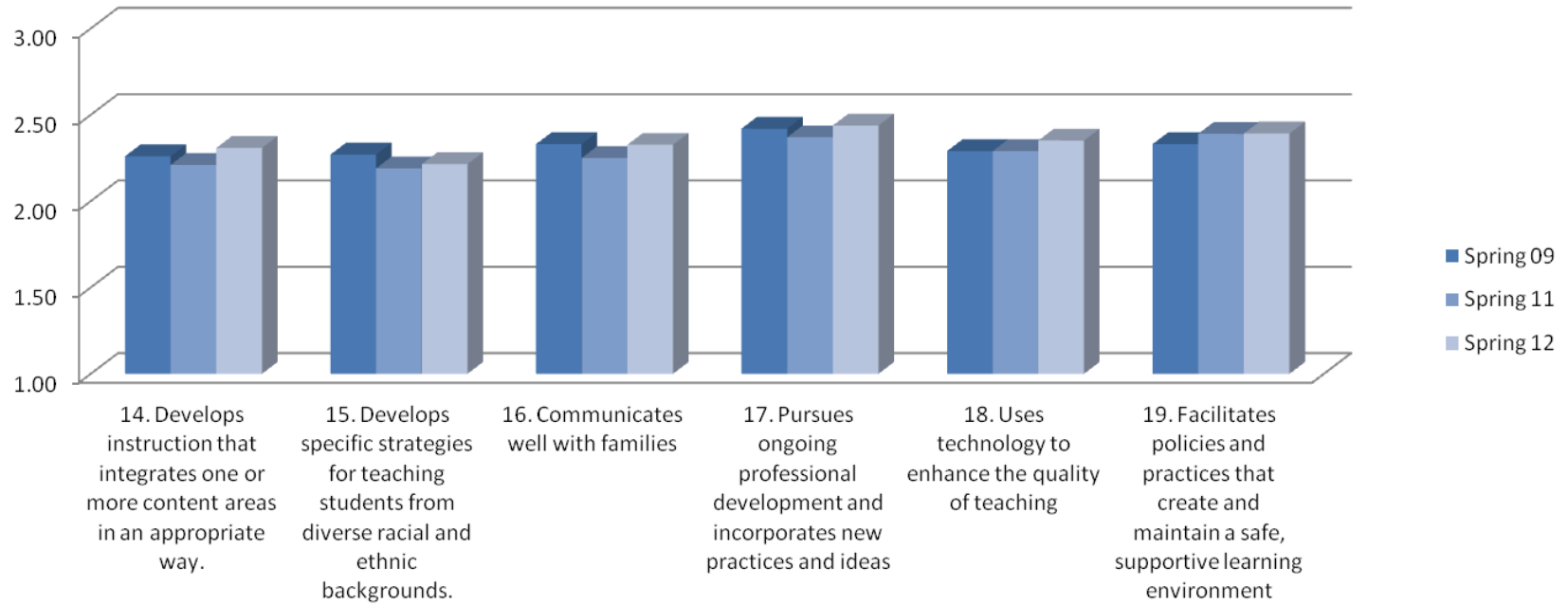
Principal Survey 2009-2012



Principal Survey 2009-2012



Principal Survey 2009-2012



Principal Survey 2009-2012

