

## What is Automated Waitlisting?


Automated Waitlisting allows students to add themselves to a waitlist for a class that has met its maximum enrollment limit. Students will be notified via Bearmail, in the order they are on the waitlist, if a space becomes available. **Not all courses will have waitlist available.** After notification, students will have 24 hours to register for the course – if no registration occurs, they will be dropped from the waitlist and the next student notified.




### General Waitlist Guidelines

- Waitlist is based on a first-come, first-served basis.
- Waitlist holds a spot in line should a seat become available – **it does not guarantee a seat** in the class.
- The student in the first position will receive an automatic notification via BearMail once a seat becomes available – **make sure to check your BearMail frequently!**
- If notified, you will have a 24 hour time limit after email notification to register – you **are not automatically enrolled in the course.**
- If you do not register within 24 hours from the notification, you will be dropped from the waitlist and the next student notified.
- Waitlist is available up to the last day to add a class **in URSA**; regular late add procedures will apply after this point.
- Any registration restrictions such as holds, pre-requisites, co-requisites, cohorts, time conflicts, etc. will still apply before being able to add yourself to a waitlist.
- You cannot waitlist for a section of a course you are already registered for; you also cannot waitlist for more than one section of the same course.

### Waitlist Registration

You can waitlist using your URSA account if a course is full and has a waitlist option. If a course has a waitlist option, it will show in the course schedule as FULL under status, with information about waitlist:



Status
 <b>FULL: 0 of 40 seats remain.</b>
 <b>FULL: 0 of 40 seats remain.</b>  <b>15 of 25 waitlist seats remain.</b>

- Log in to URSA, click on “Student” tab, select “Register, Add or Drop/Withdraw Classes”
- Select “Register for Classes”, then select Registration term, Submit

- Select the Find Classes tab and search for a class (or enter the CRN number, if known, in the Enter CRNs tab)
- Click Add in order to waitlist - it will show on your course Summary as *Pending*. If you select Registered-Web for a course that is full and has a waitlist, you will receive an error in the top right corner like this example: Closed – 0 Waitlisted. This example tells you that there are zero students on the waitlist so far, and you will be in the number one position.

MUS 150 CRN 16261: Closed - 0 Waitlisted

- Select “Waitlisted” on the drop-down menu. You MUST click on “Accept/Submit”. Once saved, your course will show as *Waitlisted*

- If you are notified of an available seat, return to Class Schedule and select “Registered-Web” in the drop down, then Accept/Submit in order to register for the class.
- To remove a waitlisted course from your schedule, go back to the current schedule and select “Drop-Web” in the drop down, then Accept/Submit. *Please drop courses you no longer want, as a courtesy to other students wishing to waitlist.*

- To check your position on the waitlist, refer to your Detail Schedule in the registration area in URSA.

**College Composition - ENG 122 - 420**  
**Associated Term:** Fall 2020  
**CRN:** 16262  
**Status:** Waitlisted on Oct 08, 2020  
**Waitlist Position:** 1  
**Notification Expires:**  
**Assigned Instructor:**  
**Grade Mode:** Standard Letter (A-F, I, UW)  
**Credits:** 0.000  
**Level:** Undergraduate  
**Campus:** Main Campus State Funded

- If you have been notified of an available seat, the Detail Schedule will then remind you of the date/time you need to be registered by to avoid being dropped from the waitlist.

**Principles of Psychology - PSY 120 - 100**  
**Associated Term:** Fall 2020  
**CRN:** 16263  
**Status:** Waitlisted on Oct 15, 2020  
**Waitlist Position:** 0  
**Notification Expires:** Oct 16, 2020 04:25 pm  
**Assigned Instructor:**  
**Grade Mode:** Standard Letter (A-F, I, UW)  
**Credits:** 0.000  
**Level:** Undergraduate  
**Campus:** Main Campus State Funded