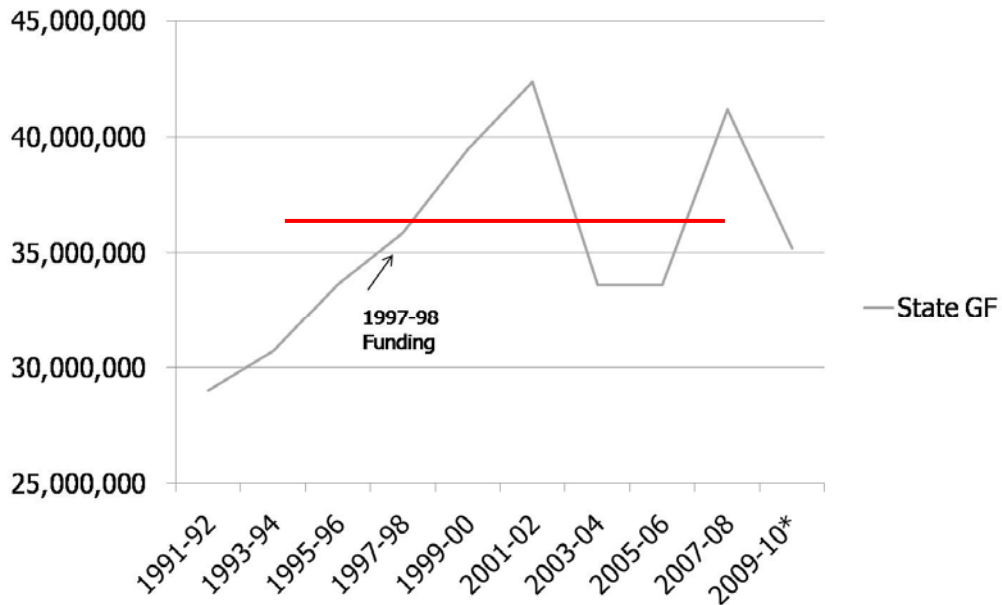


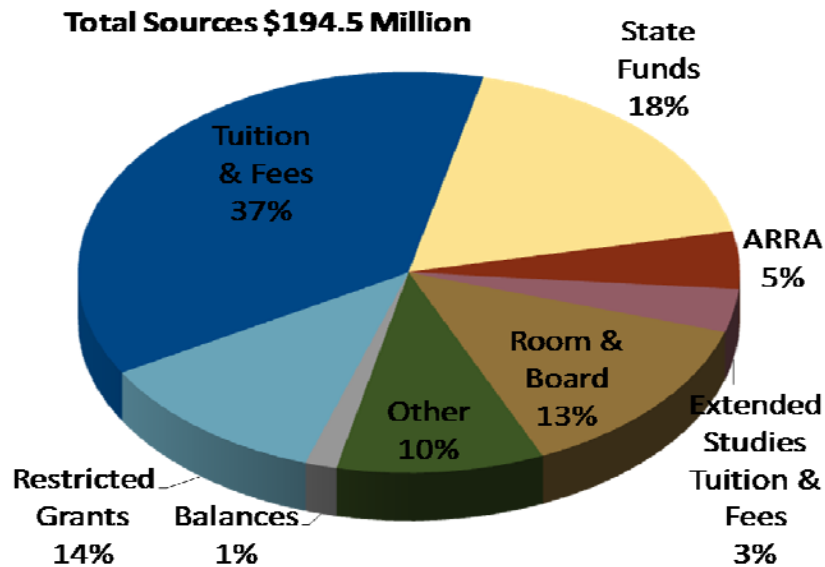
*FY10 Budget Briefing
Academic Council 06/17/09*

Fiscal Year 2009-10 Budget: Building our Capacity to Weather the Storm

❖ *State funding is erratic at best and ARRA ends after FY11*

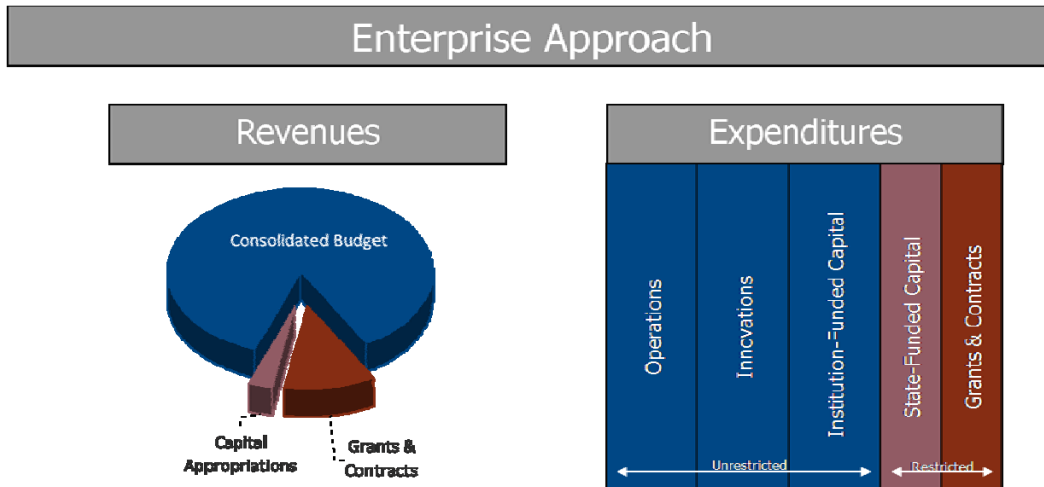


(*Projected Figures)-Funding for FY08/09 is the same as funding for FY97/98



❖ *We have to control and be accountable for the things within our control: Step 1*

- **FY10 Pricing & Discounting**
- **New Budget Framework**



❖ *We have to control and be accountable for the things within our control: Next Steps*

- **Five-year Plan**
 - **Revenue goals**
 - **Cost Savings**
- **Cost Study**
- **Internal Charging**
- **Reallocate towards institutional priorities**

Fiscal Year 2009-10 Budget: Implementation

Approved Budget: Pricing and Discounting in Brief

1. FY10 Tuition, Fees and Room & Board Rates

Type of Tuition	FY 10 Annual Tuition	Annual Monetary Change	Percentage Change
Undergraduate			
Resident	\$4,296	\$354	9% increase
Non-Resident	\$14,544	\$1,200	9% increase
Undergrad Course Differential Tuition			
Nursing	\$41.50	\$25	151.5% increase
Business	\$27.00	\$5	22.72% increase
Music, Theatre	\$21.50	\$5 - \$21.50	30.3% increase
Graduate			
Resident Masters	\$4,833 - \$5,801	\$464 - \$1,431	Range of 10.6% to 32.7% increase
Resident Doctoral	\$5,639 - \$6,768	\$1,269 - \$2,399	Range of 29% to 54.9% increase
Non-Resident Masters	\$12,339 - \$13,307	(\$27) - \$941	Range of 0.2% decrease to 7.6% increase
Non-Resident Doctoral	\$14,396 - \$15,525	\$2,030 - \$3,159	Range of 16.4% to 25.5% increase

Type of Fee	Students Impacted	FY 10 Annual Fees	Annual Monetary Change	Percentage Change
Student Activity Fee	All Students	\$820	\$82	11% increase
Technology Fee	All Students	\$272	\$35	15% increase
Library Fee				
Undergraduate	All Students	\$58.50 - \$69.00	\$48	Added in FY 2010
Graduate	All Students	\$44.10 - \$52.20	\$63	Added in FY 2010
Course Fees	5,551 students	-	\$5 - \$85	Added in FY 2010
Participation Fees	1,215 students	-	\$5 - \$400	Varies
Supervision Fees	956 students	-	\$11 - \$127	Added in FY 2010
Assessment Fees	281 students	-	\$6 - \$100	Added in FY 2010
On-Line Course Fee	3,188 students	-	\$45	Added in FY 2010
Student Success Fee	2,300 New Students	\$225	\$65	41% increase
Graduation Fee	All graduating students	\$50	\$25	100% increase

Room & Board Rates	Students Impacted	FY 10 Annual Fees	Annual Monetary Change	Percentage Change
Room Rates	3,139 Students living on campus	\$3,950 - \$5,020	\$286 for base rate	New tiered structure added for FY 2010 with variable rate increases depending on tier of residence hall 9% average increase
Base Meal Plan (known as 19-meal plan)	2,792 Students Meal mandatory	\$4,420	\$300	7% increase

2. Tuition Comparison in Colorado

UNC's prices are competitive compared to our peers and within the Colorado market.

Comparison of Proposed Tuition for FY 2010		
Institution	% Increase	Annual Tuition
UNC		
- Resident Undergraduate	9%	\$4,296
- Resident Graduate		
o Masters	10% - 33%	\$4,833-\$5,801
o Doctoral	29% - 55%	\$5,639-\$6,768
- Non-Resident Undergraduate	9%	\$14,544
- Non-Resident Graduate		
o Masters	-0.2% - 8%	\$12,339-\$13,307
o Doctoral	16% - 26%	\$14,396-\$15,525
CSU		
- Resident Undergraduate	9%	\$5,220
- Resident Graduate	15%	\$7,307-\$13,547
- Non-Resident Undergraduate	3%	\$21,348
- Non-Resident Graduate	5%	\$18,978-\$24,259
CU		
- Resident Undergraduate	3.9%	\$6,153-\$9,819
- Resident Graduate	8% - 16%	\$7,275-\$23,554
- Non-Resident Undergraduate	5% - 7%	\$26,675-\$30,030
- Non-Resident Graduate	3% - 4%	\$23,339-\$31,623

3. **Institutional Discounting**

Financial aid from Foundation scholarships or federal & state sources is not included in the table below.

Institutional Investment		
	Fiscal Year 2010 Increase	Total
Undergraduate	\$525,000	\$9,244,000
Graduate	\$1,075,000	\$2,710,000
Room & Board	\$150,000	\$800,000
Total	\$1,750,000	\$12,754,000

Approved Budget: Investments

Expenditures	Base Budget FY09	\$ 181,575,004
<u>PERSONNEL EXPENSES</u>		
Faculty Salaries (Promotions)	92,343	
Faculty Salaries (Graduate Workload)	506,091	
Positions: Diversity 1.0 FTE, Web Designer 0.5 FTE, Vet Affairs 1.0 FTE, Contract Monitor 0.5 FTE, Assessment 0.25 FTE, Grad Recruiter 1.0 FTE	370,538	
Voluntary Separation Plan Year 1 Savings	(256,975)	
TA/GA Stipends	410,000	
Student Hourly & Other Salaries (Pool)	54,000	
Fringe Benefits	1,184,054	
Total Change in Personnel Expenses		2,360,051
<u>OTHER CURRENT EXPENSES (OCE) AND TRANSFERS</u>		
Academic Quality & Delivery: Part-time, Instructional Supplies, Library Materials , Instructional Technology; see Supplemental Schedule Attached	2,575,961	
Auxiliary Operating Costs: Food Costs, Room & Board Discounts , Utility & Staffing Costs of New West Campus Housing; see Supplemental Schedule Attached	1,815,090	
Debt Service	807,604	
Undergraduate & Graduate Recruitment Initiatives	715,000	
Retention Initiatives: Exploring Liberal Arts, Honors, First Year Experience, Undergrad Research, Interdisciplinary Programs	709,250	
Student Fees - Expenses associated with student-approved fee increase	635,437	
Faculty Professional Development	440,000	
Athletics	426,766	
Image: Marketing Research, Publications, Video, Web, Grounds	372,995	
Unfunded Mandates: Insurance, Bad Debt, Disabled Student Services	255,800	
Auxiliary Capital	670,900	
Total Change in OCE and Transfers		9,424,803
<u>SCHOLARSHIPS</u>		
FY10 Scholarship Increase	1,189,542	
Total Change in Scholarships		1,189,542
Total Change in Expenditures		12,974,396
Proposed Expenditures FY10		\$ 194,549,400

Next Steps:

- ❖ *The \$3 million question*

- ❖ *Behind the scenes – implication of the new budget framework*
 - *Extended Studies “profit”*
 - *Roll-forward exceptions*
 - *Voluntary Separation Incentive Plan – See attachment 1 & 2*
 - *President’s compensation reserve and strategic investment funds*

- ❖ *Implementation Plan & Timeline*
 - *July 7th Detailed plan to business managers*

 - *Starting point: FY09 budget*

 - *Approved FY10 changes loaded no later than September 1st*

 - *No deficit letters in July or August*