

LIBRARY AS PLACE PROJECT

Spring 2011

By: University Libraries Assessment Committee

Annie Epperson (Chair), Mark Anderson, Andrea Falcone, Joan Lamborn, Jennifer Leffler, Andy Malinski, Shan Watkins

Full report at: http://library.unco.edu/documents/Assessment_2010_11_Final.pdf

SURVEY FOCUS

What did you do during this visit to the Library?



SURVEYS COMPLETED

302

75% completed @ Michener

ABOUT RESPONDENTS

51% Males

79% Undergraduates

UNDERGRADUATE

MALE



FEMALE

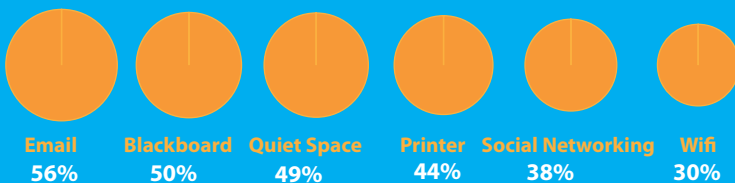


14% Individual Project
12% Email
11% Blackboard
8% Databases
7% Wifi

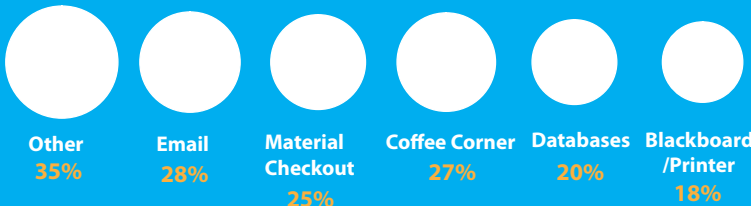
12% Individual Project
11% Email
10% Blackboard
10% Quiet Space
9% Social Networking
8% Coffee Corner

PROJECT WORK IN RELATION TO OTHER ACTIVITIES

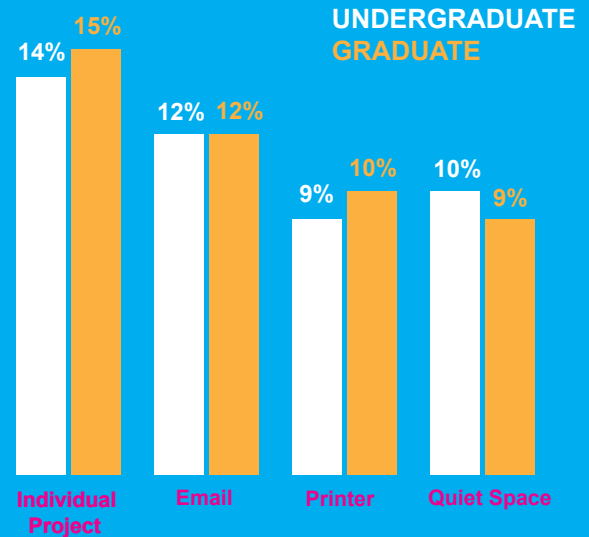
Working on a class project



Not working on a class project



MOST POPULAR RESPONSES



INTERESTING STUFF

Nearly 1/2 visit the library 4+ times/week; Nearly 2/3 visit for more than 1 hour; Skinner respondents check out materials 3x more than Michener

RESPONDENTS CHOSE FROM THE FOLLOWING

- Studied or worked on a project with a group
- Studied or worked on a project by myself
- Used a campus computer to access Blackboard
- Used a campus computer to check email
- Used a campus computer to check Facebook, MySpace, YouTube, or other social networking site

- Used a printer
- Asked for help with research
- Checked out something to use outside the library
- Read a print magazine or newspaper
- Used a book in the Reference Collection
- Used online library resources (databases, etc.)

- Used a quiet space to study
- Used course reserves
- Used the Wifi
- Used the Coffee Corner
- Made photocopies
- Used the scanner
- Other