



UNIVERSITY OF NORTHERN COLORADO

SPACE UTILIZATION STUDY



August 2012

Document prepared by:

PAULIEN & ASSOCIATES, INC.

899 Logan St., Suite 508
Denver, CO 80203-3156
(303) 832-3272 Phone
(303) 832-3380 Fax
www.paulien.com

Acknowledgements



Document prepared by:

PAULIEN & ASSOCIATES, INC.
Denver, Colorado

John Bengston, *Vice President and Principal*
Kate Herbolzheimer, *Associate*
Mark Berthold LEED AP, *Senior Associate*
Shuli Steele LEED AP BD&C, *Planning Specialist*

This document is the result of cooperation and assistance from the staff at the University of Northern Colorado. Every person's contribution of information, time, and effort is sincerely appreciated. A special thank you is given to the departments for their assistance allowing access to their space and help to update the facilities inventory.

Kirk Lechlitter, *Assistant Vice President Facilities Management*
Charles Couch, *Registrar*
Ronna Sanchez, *Director University Center*
Jimmy Mock, *Project Coordinator Facilities Management*
Mike Pedigo, *Engineer/Physical Science Tech I Planning & Construction*
Angela Rockwell, *Scheduler Maintenance & Trades*
Heather Lawrence, *Administrative Assistant Room Scheduling*

Table of Contents

Executive Summary..... 1

Academic Space Use & Utilization 3

 Analysis Method 3

Classroom Utilization by Technology 4

Classroom Utilization by Capacity Grouping 5

Classroom Utilization by Building & Precinct Analysis..... 6

 Classroom Use 10

 Teaching Laboratory Utilization..... 12

Facilities Inventory Validation 13

Appendices 21

 Classroom Use by Day and Hour by Campus 22

 Classroom Use by Day and Hour by Technology..... 23

 Classroom Utilization by Building 26

 Classroom Utilization by Capacity 30

 Classroom Utilization by Technology Level 38

 Classroom Utilization Analysis – Detail by Room w Graph 44

 Classroom Utilization Analysis – Detail by Room w Graph 56

 Space Use Detail 159

 Teaching Laboratory Utilization by Room..... 160

EXECUTIVE SUMMARY

Paulien & Associates was selected by the University of Northern Colorado to conduct a facilities inventory validation of all non-residential space on the main campus and an academic space utilization analysis of classrooms and teaching laboratories. The objective of the facilities inventory validation is to accurately record the use of all campus owned assignable square feet (ASF). The objective of the utilization analysis is a review of the University of Northern Colorado's existing classrooms and teaching laboratories and how they were used during the fall 2011 semester.

- Facilities Inventory Validation Goal: Are the spaces correctly coded so that the University can be assured that it accounts for space correctly?
- Utilization Study Goal: Are there enough classrooms on campus and how are the classrooms used?

Several data elements were the basis for the analysis. The University of Northern Colorado provided the consultant with a current facilities inventory, which was validated during a campus walk-through by Paulien & Associates. A course file from fall 2011 was also provided. The course file was augmented with additional information from the Registrar's office following a presentation of preliminary findings. The additional course data is reflected in the analysis presented in this document.

Several terms are used throughout the document:

- Weekly Room Hours (WRH): the average hours per week of scheduled instruction over the course of a semester
- Weekly Student Contact Hours (WSCH): the weekly room hours multiplied by the course enrollment
- Student Station Occupancy: the average percent of seats filled for scheduled instruction over the course of a semester
- Weekly Seat Hours: the combined result of weekly room hours and the student station occupancy
- Assignable Square Feet (ASF): the space within each room. Assignable square feet includes space that can be attributed to a particular use. It excludes general building space such as janitorial closets, primary circulation areas, mechanical rooms, structural areas, and public restrooms
- Classrooms: spaces used for lecture-based instruction that are not specific to a subject area or discipline by the equipment found in the room or the configuration of the room. Classrooms are identified by the room use code of 110 in accordance with the Postsecondary Education Facilities Inventory Classification Manual (2006 Edition)
- Teaching Laboratories: spaces used for formally or regularly scheduled courses that require special equipment or a special room configuration for student participation, experimentation, observation, or practice in a particular academic discipline. Teaching laboratories, sometimes referred to as class laboratories, are identified by the room use code of 210 in accordance with the Postsecondary Education Facilities Inventory Classification Manual (2006 Edition)
- CCHE: The Colorado Commission on Higher Education, which sets utilization recommendations for classrooms and teaching laboratories.

Key points of the utilization analysis:

- There are 124 spaces classified as classrooms. The University of Northern Colorado considers all classrooms to be centrally scheduled (general use) and not specific to any department. Course information is recorded by the Registrar's office, but there are instances of courses arranged by departments. Efforts were made to collect this information and Paulien & Associates believes that the utilization analysis is an accurate evaluation.

- The classrooms were used an average of 28 WRH and 66% student station occupancy. The CCHE recommendations are 30 WRH and 67% student station occupancy. The utilization of the University of Northern Colorado's classrooms are within the expectation of the CCHE for the metrics of weekly room hours and student station occupancy.
- Technology in classrooms does have an impact on utilization. Classrooms with higher levels of technology (i.e., Hi-Tech Classrooms and Smart Classrooms) are used more than Projector Rooms.
- The average ASF per station for classrooms is lower than Paulien & Associates recommends. The average of all classrooms is 18 ASF, and an institution such as the University of Northern Colorado should average 22 ASF. While the CCHE recommends a guideline of 20 ASF, Paulien & Associates finds that 22 ASF is more appropriate for application of best practices in classroom design as well as for the mix of classroom sizes at the University of Northern Colorado.
- The utilization is an average. There are some classrooms without any use and some with extremely high use.
- Classrooms with high weekly room hours (45 WRH or more) include:
 - Gunter Hall 2520 (46 WRH)
 - McKee Hall 135 (45 WRH)
 - Ross Hall 0274 (45 WRH)
 - Ross Hall 1010 (46 WRH)
 - Ross Hall 2060 (53 WRH)
- Classrooms without any or low use (less than 10 WRH) use include:
 - Butler Hancock 193 (8 WRH)
 - Butler Hancock 195 (8 WRH)
 - Butler Hancock 196 (9 WRH)
 - Kepner Hall 0040 (8 WRH)
 - Kepner Hall 1045 (9 WRH)
 - Kepner Hall 2005 (2 WRH)
 - Kepner Hall 2045 (8 WRH)
 - McKee Hall 044E (0 WRH)
 - McKee Hall 147 (0 WRH)
 - Michner Library L073 (3 WRH)

ACADEMIC SPACE USE & UTILIZATION

Classrooms are rooms that are regularly scheduled and suitable for instruction by any discipline. Classrooms are normally accessible from a major corridor. If a room is accessible by first circulating through another space, like a laboratory, another space classification is used. A conference room or meeting room used occasionally for regularly scheduled instruction should not be classified as a classroom. Auditoria with limited scheduling capabilities due to productions or reserved for special occasions should not be considered as classroom space. Once a room is classified as a classroom it has utilization expectations. The CCHE expects classrooms to be used for 30 hours per week with 67% student station occupancy.

Teaching laboratories are defined as rooms used primarily by regularly scheduled classes that require special purpose equipment to serve the needs of particular disciplines for group instruction, participation, observation, experimentation, or practice. Open access laboratories are not included in this category nor are labs or studios for which there is not a regular schedule.

It is typical for the scheduled weekly room hour expectation for teaching laboratories to be less than scheduled use of classrooms due to the need for preparation time of specialized equipment prior to class. Conversely, the student station occupancy is normally higher as the number enrolled in a laboratory exercise is more closely monitored, safety being a key issue as well as the limitations of faculty observation.

Analysis Method

The utilization of classrooms and teaching laboratories was examined using the University's fall 2011 course and facilities data. The number of student stations for each classroom and teaching laboratory was first provided in the facilities inventory. Supplemental data provided by the University Registrar as well as field verification provided additional clarification. Scheduled use is defined as credit hour use verifiable through the Registrar's course data.

The fall 2011 course data was provided by the University at the onset of the project. During analysis of the course data, Paulien & Associates identified 228 records with more than one room location. Typically multiple room locations indicate that the several rooms were scheduled at the same time for the course or that not all information was included in the course file. This discovery resulted in a conversation with the University at which time it was determined that course data was incomplete. The University Registrar highlighted several factors.

- Some courses are scheduled through the departments. While course enrollment and therefore FTE information is recorded by the Registrar's office, not all times or room locations are able to be recorded centrally as the information does not flow back from the departments.
- The course file had almost 25 records for which the room information included the annotation, "See Notes". This information was not provided originally as it is held uniquely from other course data.
- The original data file did not delineate the actual schedule of some courses. The original file contained only one record for each course. Follow-up yielded that those records with multiple room locations were not only scheduled into several rooms, but frequently were scheduled at different times and dates than the original data file showed.

The University provided additional information, which was incorporated into the analysis and is represented in the findings presented within this document. The issues noted above have been resolved and Paulien & Associates believes the course file to be accurate.

The facilities inventory was also provided by the University. A component of this study was for Paulien & Associates to validate the facilities inventory and the consultant believes that the spaces cataloged as classrooms and teaching laboratories are accurate. The ASF of each classroom and teaching laboratory was not validated as this information was believed to be correct.

The utilization analysis includes scheduled classroom use by day and time of day, as well as classroom and teaching laboratory utilization analyzing average weekly room hour use and student station occupancy percentage. A weekly room hour, not to be confused with a credit hour, is defined as the length of time a course meets (end time minus start time) times the number of days per week throughout the semester. Student station occupancy is defined as the number of student seats filled divided by the total number of student seats in the room when the room is scheduled.

The utilization of a room is determined by calculating the average enrollment of the courses taught in a room along with total weekly student contact hours, weekly room hours, and student station occupancy percentage. Weekly student contact hours are calculated by multiplying the enrollment of a course by the weekly contact, or room hours, during which the course is held. Weekly room/contact hours are determined by calculating the number of hours a course meets (start and end times) and multiplying the result by the number of days the course meets each week. Both of these factors are totaled on a room-by-room basis. If a course does not meet for a full term, the number of hours for a room is prorated by the number of weeks in a semester.

The student station occupancy for a room is determined by dividing the room's weekly student contact hours by the

WEEKLY ROOM/CONTACT HOURS (WRH OR WCH) = No. of Days X ((End Time - Start Time)/60)
WEEKLY STUDENT CONTACT HOURS (WSCH) = Students X Weekly Room/Contact Hours
WEEKLY STUDENT CONTACT HOUR CAPACITY = Student Stations X Weekly Room/Contact Hours
STUDENT STATION OCCUPANCY % = WSCH / WSCH Capacity
HOURS PER SEAT = WSCH / No. of Student Stations

room's weekly student contact hour capacity (a course's weekly contact hours times the room's number of student stations). In the case of classrooms, the following formula is applied.

This study did not include an analysis of space quality, sight lines, acoustics, or furniture type in the rooms.

Lecture Guideline per Weekly Student Contact Hour (WSCH):

$$\frac{20 \text{ ASF/STATION}}{30 \text{ WEEKLY ROOM HOURS} \times 67\% \text{ STUDENT STATION OCCUPANCY}} = 0.995 \text{ ASF/WSCH}$$

However, these characteristics or, lack thereof, contribute to a room's popularity and usability.

Classroom Utilization by Technology

The University wanted to determine whether technology in the classrooms was a factor as to their utilization. During the facilities inventory audit, Paulien & Associates reviewed the types of technology within the classrooms. The University's Information Management & Technology department provided a list of the technologies in rooms across campus. This data was applied to the spaces cataloged as classrooms.

The department of Information Management & Technology categorizes spaces within five types of technology-enhanced rooms: Smart Classrooms, High-Tech Rooms, Mobile Podium Rooms, Projector Rooms, and Smart Cart. The variation between several of these room types was minimal for classrooms and therefore this study categorizes classrooms into three types: Smart Classrooms, Hi-Tech Classrooms, and Projector Rooms. The following explanations of the categories are from the University's Information Management & Technology webpage (www.unco.edu/it/smartclassrooms/smartclassrooms.html#Resources).

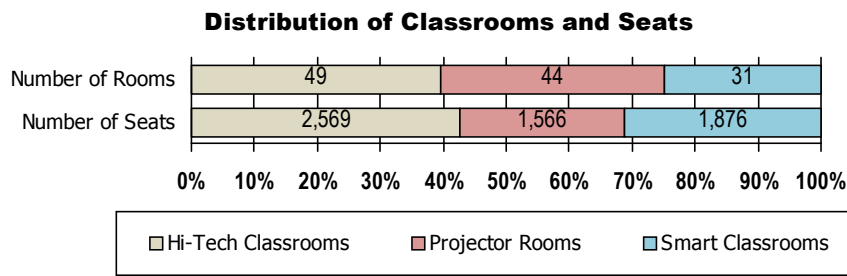
SECTION 2 | ACADEMIC SPACE USE & UTILIZATION

- Smart Classrooms: low maintenance projector, audio system with speakers, podium, document camera, laptop computer, VCR-DVD player, touch screen control system, card swipe access.
- Hi-Tech Classrooms: low maintenance projector, audio system with speakers, lectern, document camera, laptop computer, VCR-DVD player, push button control system, card swipe access.
- Projector Rooms: low maintenance projector, sound system with speakers, electronic projection screen, wall interface.

The table, *Classroom Utilization by Technology Type Summary*, shows the number of classrooms by technology type. There are an almost even number of Hi-Tech Classrooms (49 classrooms) and Projector Rooms (44 classrooms), and they comprise 75% of the total classroom pool. The remaining 31 classrooms are Smart Classrooms.

Classroom Utilization Analysis by Technology Type Summary

Technology Type	No. of Rooms	No. of Seats	Average Room Size	Average ASF per Station	Average Section Size	Weekly Seat Hours	Average Weekly Room Hours	Hours in Use Student Station Occupancy %
Hi-Tech Classrooms	49	2,569	881	18	32	19.3	31	66%
Projector Rooms	44	1,566	654	19	22	14.7	22	66%
Smart Classrooms	31	1,876	958	18	38	20.8	32	66%
<i>Total No. of Rooms = 124</i>	AVERAGE		820	18	30	18.6	28	66%



There is no distinction between the technology levels in the student station occupancy percent. The average is 66% student station occupancy for all three categories.

The average weekly room hours does show distinction. The Smart Classrooms are the best used with an average of 32 weekly room hours. These spaces are followed closely in use by the Hi-Tech Classrooms, which average 31 weekly room hours. The Projector Rooms run a distant third with 22 weekly room hours.

The average ASF per station is similar for all three technology types. Both the Hi-Tech Classrooms and Smart Classrooms average 18 ASF per station. The Projector Rooms average 19 ASF per station. The ASF per station relative to technology in the classroom is 20% to 30% lower than the consultant would recommend. The ASF per station is one factor of a well-design classroom. A higher ASF provides an environment with appropriate sight lines and front-of-room depth for students to view the screen and whiteboards appropriately.

Classroom Utilization by Capacity Grouping

The utilization analysis by capacity identifies how the classrooms were used by size grouping. The 124 classrooms were categorized by how many stations (student seats) are in the room. This type of an analysis highlights where there may be, for example, too many large classrooms or not enough of one or another size.

The table, *Classroom Utilization Analysis by Capacity Summary*, shows that the bulk of classrooms on the University of Northern Colorado's campus are between 26 and 50 stations (92 classrooms; 74% of total). The largest grouping is the 33 rooms within the 36 – 40 station capacity grouping (27% of total).

Classroom Utilization Analysis by Capacity Summary

Classroom Capacity Grouping	No. of Rooms	No. of Seats	Average Room Size	Average ASF per Station	Average Section Size	Weekly Seat Hours	Average Weekly Room Hours	Hours in Use Student Station Occupancy %
20 and Under	5	89	457	26	9	13.5	20	67%
21 - 25	4	96	449	19	12	9.0	17	53%
26 - 30	18	523	681	23	20	14.3	21	69%
31 - 35	17	569	594	18	22	22.3	33	67%
36 - 40	33	1,265	702	18	24	17.3	26	66%
41 - 45	11	477	766	18	30	21.5	32	67%
46 - 50	13	623	819	17	30	18.9	29	66%
51 - 60	4	228	969	17	28	16.4	30	54%
61 - 75	4	271	1,074	16	47	27.1	38	70%
76 - 100	7	565	1,152	14	58	27.0	37	74%
101 - 150	5	625	1,989	16	71	20.1	34	60%
151 - 250	2	426	1,552	8	87	7.7	18	41%
251 and Over	1	254	3,686	15	127	13.5	27	50%
<i>Total No. of Rooms = 124</i>	AVERAGE		820	18	30	18.6	28	66%

There is generally not a significant difference in the student station occupancy percentage with most categories filling less than 70%. The three classrooms over 100 stations show significantly less student station occupancy. This is in-line with the CCHE recommendation of 67% student station occupancy.

The hours per week do vary more significantly among the classroom capacity groupings than for the student station occupancy percent. The highest average weekly room hours are for the four (4) classrooms of 61 – 75 stations (38 WRH). Also at or above the CCHE recommendation of 30 WRH are the classroom capacity groupings of 31 – 35 (33 WRH), 41 – 45 (32 WRH), 51 – 60 (30 WRH), 76 – 100 (37 WRH), and 101 – 150 (34 WRH). The average weekly room hours are not surprising for a campus of the University of Northern Colorado's student enrollment mix and programs, which rely on lecture based curriculum and a blend of course sizes.

The average ASF per station is indicative of the age of classrooms and furniture types the consultant saw during the facilities inventory validation. The overall average of 18 ASF per station is low for the number and mix of classrooms. Typically at an institution like the University of Northern Colorado the consultant would recommend an average of 22 ASF per station. There are only two classroom capacity groupings that exceed the recommendation of 22 ASF per station: 20 and Under (26 ASF per station) and 26 – 30 (23 ASF per station). The two rooms in the classroom capacity grouping of 151 – 250 are incredibly low with an average of eight (8) ASF per station. Most large lecture halls should be at least 18 ASF per station. The 92 classrooms between 26 and 50 stations have too many chairs in the rooms. The recommendation for these size classrooms is typically 22 to 28 ASF for face-forward technology and table with chair furniture.

Classroom Utilization by Building & Precinct Analysis

The utilization analysis of classrooms by building is helpful in understanding whether there are reasons classrooms are or are not well used based on campus location. For example, if there are classrooms in an older building with significant deferred maintenance and these rooms have very low average weekly room hours, it is conceivable that these rooms are not preferred due to the condition of the classrooms.

The table, *Classroom Utilization by Building Summary*, shows the number of classrooms in each building on campus and their utilization.

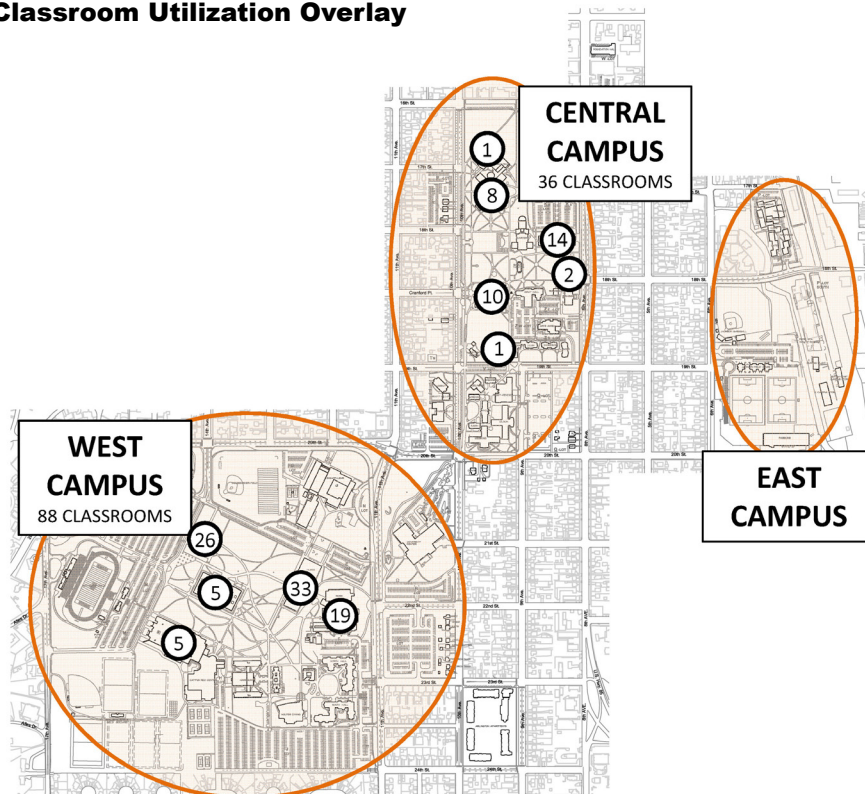
Classroom Utilization Analysis by Building Summary

Building Name and Id	No. of Rooms	Average Room Size	Average ASF per Station	Average Section Size	Weekly Seat Hours	Average Weekly Room Hours	Hours in Use Student Station Occupancy %
BEN NIGHTHORSE CAMPBELL CENTER	<i>BNCC</i>	1	807	20	0	0.0	0
BUTLER HANCOCK	<i>BTLR</i>	5	1,013	21	24	6.1	11
CANDELARIA HALL	<i>CAND</i>	26	728	18	29	24.6	34
FRASIER HALL	<i>FRAS</i>	8	812	21	20	11.1	20
GUGGENHEIM HALL	<i>GUGG</i>	2	610	16	24	20.2	28
GUNTER HALL	<i>GUNT</i>	10	927	18	33	17.0	25
KEPNER HALL	<i>KEPN</i>	14	880	19	29	13.5	22
MCKEE HALL	<i>MCKE</i>	33	786	18	27	16.4	26
MICHENER LIBRARY	<i>MICH</i>	5	829	12	64	17.9	26
ROSS HALL	<i>ROSS</i>	19	877	18	34	25.8	38
SKINNER MUSIC LIBRARY	<i>SKNR</i>	1	813	29	22	12.0	15
<i>Total No. of Rooms = 124</i>	AVERAGE	820	18	30	18.5	28	66%

McKee Hall has the largest number of classrooms on campus (33 classrooms; 27% of total). Candelaria Hall has 26 classrooms (21% of total) and Ross Hall 19 classrooms (15% of total). These three buildings have more than half (63% of total) of all the classrooms on campus. Candelaria Hall's classrooms have the highest average weekly room hours (34 WRH).

The graphic, *Classroom Utilization Overlay*, places the number of classrooms in each building on a campus map. Typically this helps Paulien & Associates identify academic precincts on a campus. As the University of Northern Colorado has already established precincts in the West Campus, Central Campus, and East Campus, the analysis used this information.

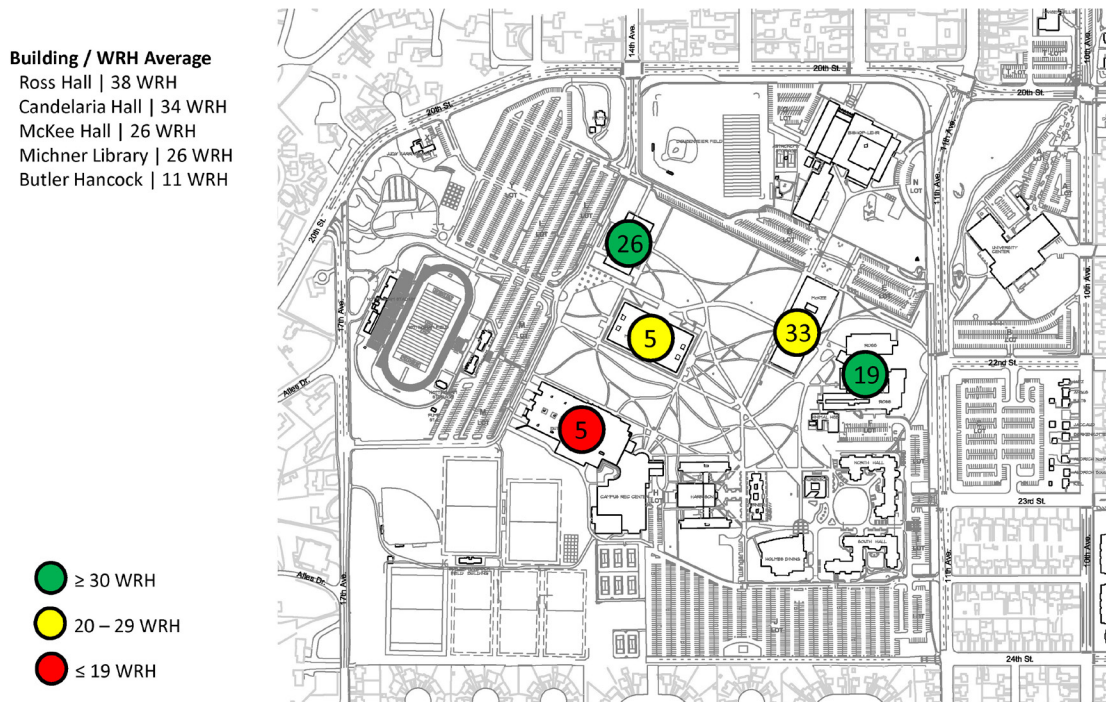
Classroom Utilization Overlay



SECTION 2 | ACADEMIC SPACE USE & UTILIZATION

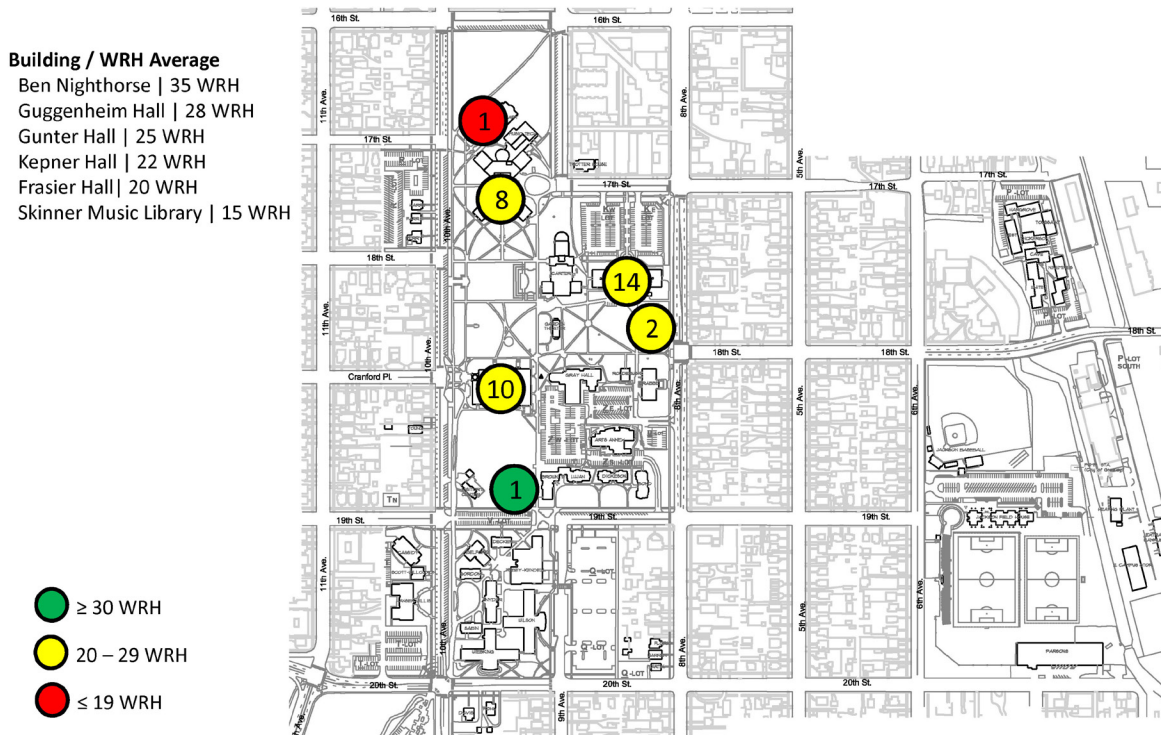
The bulk of classrooms are located on the West Campus (88 classrooms, 71% of total). The graphic, *Classroom Utilization Overlay | West Campus*, shows the number of classrooms by building. The programs in this part of campus support programs with primarily lecture courses. A number of residence halls for undergraduates are located in this part of campus. It is therefore not surprising to find that the highest numbers of classrooms are also located in this precinct.

Classroom Utilization Overlay | West Campus



The classrooms in Butler Hancock are the least used, averaging only 11 weekly room hours of use. The classrooms in Butler Hancock are well appointed with appropriate furniture and good ASF per station (21 ASF per station). This building is home to Athletics and is perceived as being distant from many programs faculty offices and other instructional spaces, which likely impacts its classroom utilization. The 19 classrooms in Ross Hall and the 26 classrooms in Candelaria Hall are the best used of the buildings on the West Campus. Somewhat surprising is that the 33 classrooms in McKee Hall only average 26 weekly room hours. The programs in this building tend to be lecture focused, but the consultant does note that there is departmental conference and meeting rooms used for lecture courses and this impacts the utilization of classrooms.

The graphics reflect the average weekly room hours by building. Each of the buildings has classrooms with very high, very low, or – in some cases – no utilization. A report (Classroom Utilization Analysis by Building) showing the details of the classroom utilization analysis by building can be found in the appendix of this document.



SECTION 2 | ACADEMIC SPACE USE & UTILIZATION

The University of Northern Colorado has two distinct classroom cores split between the West Campus and Central Campus. The utilization of classrooms is further defined as the classrooms closest to the core of each campus are not only highest in number, but have decent use as well. The graphic, *Classroom Utilization Overlay Summary*, shows this.

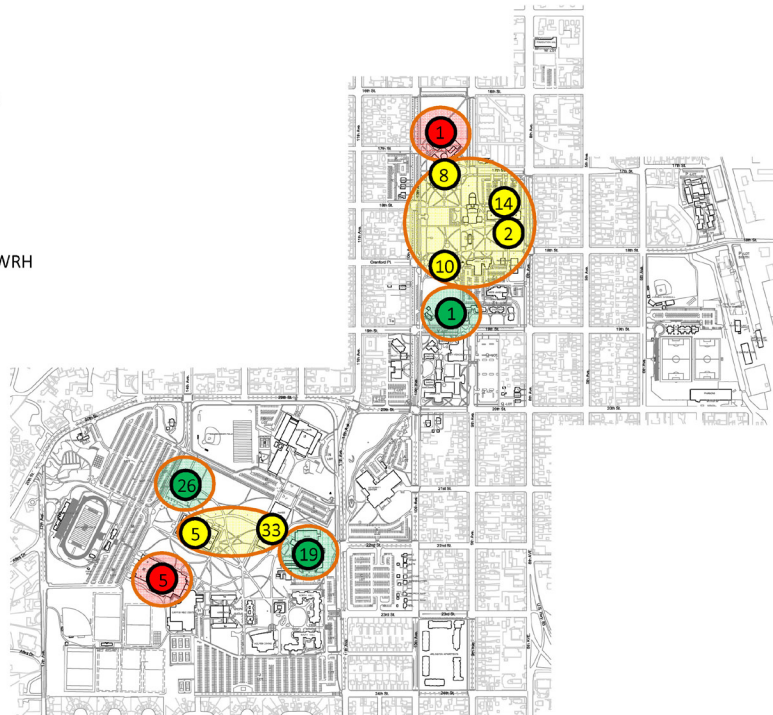
Classroom Utilization Overlay | Summary

Building / WRH Average

Ross Hall | 38 WRH
Ben Nighthorse | 35 WRH
Candelaria Hall | 34 WRH

Guggenheim Hall | 28 WRH
McKee Hall | 26 WRH
Michner Library | 26 WRH
Gunter Hall | 25 WRH
Kepner Hall | 22 WRH
Frasier Hall | 20 WRH

Skinner Music Library | 15 WRH
Butler Hancock | 11 WRH



Classroom Use

The scheduled use of a classroom identifies the daily and weekly average use of classrooms over a semester. The scheduled classroom use illustrates when a classroom is scheduled for credit-generating instruction. Additional uses such as meetings or activities that are not captured in the Registrar's course file are not included in the scheduled classroom use.

The findings are illustrated on the tables, "*Scheduled Classroom Use by Day and Time*" and "*Percent of Classrooms in Use*".

- The highest scheduled classroom use occurred on Tuesdays when 82% (102) classrooms were in use at 9:00 AM.
- Daytime (8:00 AM – 3:00 PM) is higher than evening use, which is typical of a campus such as the University of Northern Colorado that has a larger full-time undergraduate than graduate population with most undergraduate students either living on or near to campus.
- During fall 2011, the daytime use averaged 64% to 78% of classrooms in use throughout the week.
- The peak of classroom use is between 9:00 AM and 12:00 PM on Monday through Thursday.
- Friday daytime use is typical of most campuses (lower than other days), but higher than Paulien & Associates finds at similar institutions.

SECTION 2 | ACADEMIC SPACE USE & UTILIZATION

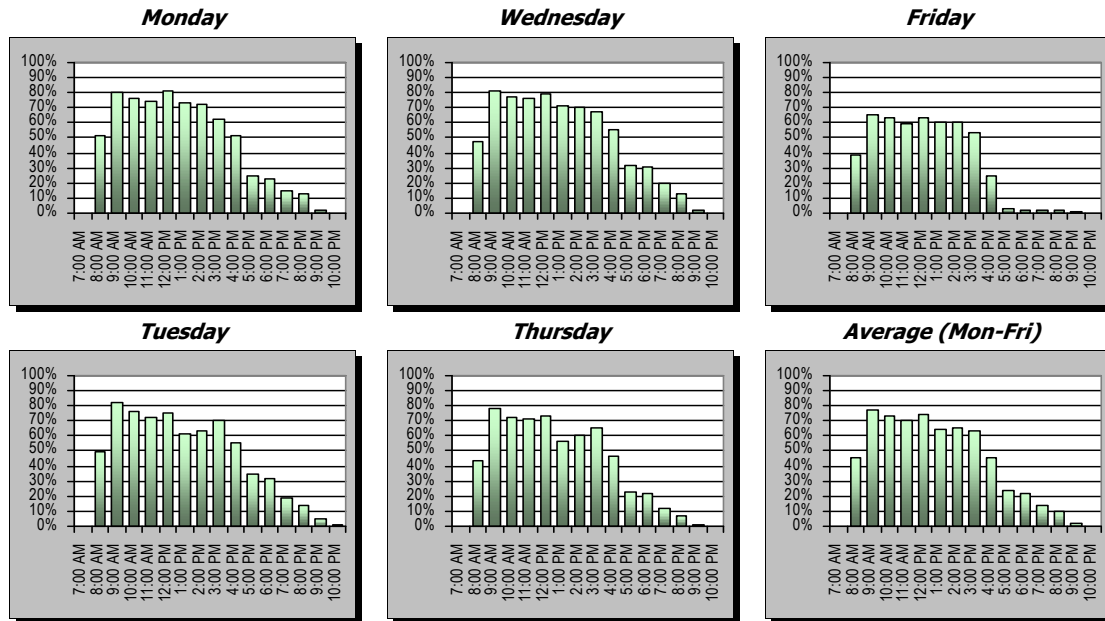
Scheduled Classroom Use by Day and Time

(Darker colors indicate a large percentage of rooms are scheduled.)

Time of Day	Monday		Tuesday		Wednesday		Thursday		Friday		Saturday		Sunday		Average	
	Rooms in Use	% In Use	Rooms in Use	% In Use	Rooms in Use	% In Use	Rooms in Use	% In Use	Rooms in Use	% In Use	Rooms in Use	% In Use	Rooms in Use	% In Use	Rooms in Use	% In Use
7:00 AM	0	0%	0	0%	0	0%	0	0%	0	0%	0	0%	0	0%	0	0%
8:00 AM	63	51%	62	50%	59	48%	55	44%	48	39%	3	2%	0	0%	57	46%
9:00 AM	99	80%	102	82%	100	81%	97	78%	81	65%	3	2%	0	0%	96	77%
10:00 AM	94	76%	94	76%	96	77%	89	72%	78	63%	3	2%	0	0%	90	73%
11:00 AM	92	74%	89	72%	94	76%	88	71%	73	59%	3	2%	0	0%	87	70%
12:00 PM	100	81%	93	75%	98	79%	90	73%	78	63%	3	2%	0	0%	92	74%
1:00 PM	91	73%	76	61%	88	71%	69	56%	74	60%	3	2%	0	0%	80	64%
2:00 PM	89	72%	78	63%	87	70%	74	60%	74	60%	3	2%	0	0%	80	65%
3:00 PM	77	62%	87	70%	83	67%	80	65%	66	53%	3	2%	0	0%	79	63%
4:00 PM	63	51%	68	55%	68	55%	58	47%	31	25%	4	3%	1	1%	58	46%
5:00 PM	31	25%	43	35%	40	32%	28	23%	4	3%	2	2%	1	1%	29	24%
6:00 PM	29	23%	40	32%	38	31%	27	22%	3	2%	3	2%	1	1%	27	22%
7:00 PM	19	15%	23	19%	25	20%	15	12%	3	2%	3	2%	1	1%	17	14%
8:00 PM	16	13%	17	14%	16	13%	9	7%	3	2%	3	2%	1	1%	12	10%
9:00 PM	3	2%	6	5%	3	2%	1	1%	1	1%	1	1%	1	1%	3	2%
10:00 PM	0	0%	1	1%	0	0%	0	0%	0	0%	0	0%	0	0%	0	0%

Total classrooms = 124

Percent of Classrooms In Use



Teaching Laboratory Utilization

There are 64 instructional spaces categorized as teaching laboratories. Several of these spaces do not show utilization, which means they look like a teaching laboratory and nothing was scheduled in them last fall. The teaching laboratories without utilization include:

- Gunter 1740 | Cardiac Rehabilitation Lab
- Kepner Hall 1048 | Finance Trading Room
- McKee Hall 019 | Computer Lab

These rooms may actually be used in conjunction with another space whereby the course is scheduled to another room, but also uses this room for a portion of the coursework. The room location information for the course(s) may not have been reported to the Registrar. Or these rooms may be for student skills practice and, therefore, should be categorized as open laboratories. Conversations with the department should identify which is the case.

The table, *Teaching Laboratory Utilization Analysis by Building Summary*, shows the buildings in which teaching laboratories are located. Ross Hall, which is home the laboratory intensive sciences, has the bulk of teaching laboratory space with 22 teaching laboratories in the building.

Teaching Laboratory Utilization Analysis by Building Summary

Building Name and Id		No. of Rooms	Average Room Size	Average ASF per Station	Average Section Size	Weekly Seat Hours	Average Weekly Room Hours	Hours in Use Student Station Occupancy %
ARTS ANNEX	ARTS	4	1,330	44	16	7.6	8	56%
CANDELARIA HALL	CAND	5	662	28	17	11.9	12	65%
CRABBE HALL	CRAB	6	1,310	38	16	5.1	5	54%
FRASIER HALL	FRAS	8	1,310	36	19	8.0	8	42%
GUGGENHEIM HALL	GUGG	6	820	38	18	11.6	12	85%
GUNTER HALL	GUNT	8	893	38	15	10.8	11	76%
KEPNER HALL	KEPN	4	894	27	21	8.5	8	68%
MCKEE HALL	MCKE	1	1,162	32	24	28.5	28	65%
ROSS HALL	ROSS	22	1,153	47	20	19.1	19	85%
Total No. of Rooms = 64		AVERAGE	1,080	40	18	11.9	18	72%

The overall average utilization for teaching laboratories of 18 weekly room hours and 72% student station occupancy is well within the recommendations of the CCHE. The CCHE recommendations are between 20 and 30 average weekly room hours, depending on the type of laboratory. Typically the consultant has interpreted the CCHE recommendation to be 20 weekly room hours for wet laboratories such as found in the sciences and 30 weekly room hours for spaces that do not require extensive and continual set-up (preparation) such as computer laboratories. Details of the teaching laboratory utilization analysis are in the appendices of this document.

FACILITIES INVENTORY VALIDATION

The University of Northern Colorado asked Paulien & Associates to validate its facilities inventory. Understanding its physical resources is important for a campus because, as appropriately described in the Postsecondary Facilities Inventory and Classification Manual:

Without information on how much and what type of resources it has, an institution cannot assess whether sufficient resources are available to fulfill its mission. Answering some basic questions about space, including how much space is available, what kind of space it is, to whom is the space assigned, and how efficiently is the space being used, requires gathering facilities' inventory data and developing and maintaining a facilities' inventory database.

The University of Northern Colorado maintains a comprehensive Microsoft Access database, which contains various data components: building name, building number, room number, description, room square footage, room use code, room use code description, organization, type of space funding (state, auxiliary, student fee, enterprise), college/division, school/department, AVP/Dean, director/administrator, and risk management number. The University also maintains floor plans of all campus space, which are updated following renovations with the information also added or changed in the Microsoft Access database.

The University has done an excellent job of maintaining its facilities inventory. The process of maintaining the information has been to request each department report their understanding of the space they occupy. As understanding space use codes is a complex issue, the University was concerned that records did not accurately reflect the existing conditions. Paulien & Associates has validated over 35 million square feet of space on campuses throughout the United States. We understand the complexities of categorizing spaces to accurately reflect their actual use.

The following list shows the buildings included in the validation process.

Building Inventory

Building Name	Building Name
Arts Annex	Parsons Hall
Ben Nighthorse Campbell Center	Jackson Field (buildings)
Butler-Hancock Hall	Judy Farr Center
Butler-Hancock Field House	Kepner Hall
Campus Recreation Center	Kohl House
Candelaria Hall	McKee Hall
Carter Hall	Michener Library
Cassidy Hall	Nottingham Field (buildings)
Central Campus Grounds	Women's Softball Complex
Crabbe Hall	Young House
Davis House	Parsons Hall
East Campus Storage	Patton House
Foundation Hall	Ross Hall
Fraiser Hall	Roudebush Cottage
Garden Theater	Skinner Music Library
Gray Hall	Synder Hall
Guggenheim Hall	University Center
Gunter Hall	Visitor's Center
Heating Plant	Women's Softball Complex
Intramural Field Building	Young House

SECTION 3 | FACILITIES INVENTORY VALIDATION

Validation of the facilities inventory included all non-residential assignable square feet (ASF) of space on the University of Northern Colorado campus. Bishop-Lehr Hall was also excluded at the request of the University. Space that is not assignable (mechanical areas, janitorial closets, general use restrooms, public circulation, electrical spaces, and structural areas) was not validated.

The focus of the facilities inventory validation was to update space use codes. Department assignment was requested of the users through a process involving the University.

The ASF for each room was validated using a hand-held laser measuring device where the amount of space did not seem to match the information recorded or where renovation was noticed to have occurred. The consultant recommends that the University review the AutoCAD plans and verify the ASF information. A list of such changes is included in the appendix of this document.

Classification of space is based on the Postsecondary Facilities Inventory and Classification Manual, which can be downloaded from the National Center for Education Statistics website (<http://nces.ed.gov/pubsearch/pubsinfo.asp?pubid=2006160>). An overview of the space use categories is provided below. A detailed list of the space use codes used to validate the University's facilities inventory can be found in the appendix of this document.

Space Use Categories

Space Category	Description
Classrooms (100 series)	General purpose classrooms, lecture halls, recitation rooms, seminar rooms, and other spaces used primarily for scheduled non-laboratory instruction.
Laboratory Facilities (200 series)	Rooms or spaces characterized by special purpose equipment or a specific configuration that ties instructional or research activities to a particular discipline or a closely related group of disciplines.
Office Facilities (300 series)	Offices and conference rooms specifically assigned to each of the various academic, administrative, and service functions.
Study Facilities (400 series)	Study rooms, stacks, open-stack reading rooms, and library processing spaces.
Special Use Facilities (500 series)	Military training rooms, athletic and physical education spaces, media production rooms, clinics, demonstration areas, field buildings, animal quarters, greenhouses, and other room categories that are sufficiently specialized in their primary activity or function to merit a unique room code.
General Use Facilities (600 series)	Assembly rooms, exhibition space, food facilities, lounges, merchandising facilities, recreational facilities, meeting rooms, child and adult care rooms, and other facilities that are characterized by a broader availability to faculty, students, staff, or the public than are special use areas.
Support Facilities (700 series)	Computing facilities, shops, central storage areas, vehicle storage areas, and central service space that provide centralized support for the activities of a campus.
Health Care Facilities (800 series)	Facilities used to provide patient care (human and animal)
Residential Facilities (900 series)	Housing facilities for students, faculty, staff, and visitors to the campus.
Unclassified Facilities (000 series)	Inactive or unfinished areas, or areas in the process of conversion.
Circulation Area	Nonassignable spaces required for physical access to floors or subdivisions of space within the building, whether directly bounded by partitions or not.
Building Service Area	Nonassignable spaces used to support its cleaning and public hygiene functions.
Mechanical Area	Nonassignable spaces of a building designed to house mechanical equipment and utility services, and shaft areas.

SECTION 3 | FACILITIES INVENTORY VALIDATION

Changes to room numbers were on-going by the University due to various projects through the completion of this document. Changes made after the field verification that occurred in the winter of 2012 are noted if identified by the University. For example, during validation of the department assignment, the University also identified changes to room numbers. The two tables, Rooms Added to the Facilities Inventory after Field Audit and Rooms Deleted in the Facilities Inventory after Field Audit, show the room number changes.

Rooms Deleted from Facilities Inventory after Field Audit

Building Name	Room Id	Building Name	Room Id
BISHOP-LEHR HALL	BLH 100	CARTER HALL	CRH 3009
BISHOP-LEHR SPECIAL EDUCATION METAL BLDG	BLSPEMB 1001	CARTER HALL	CRH 3009A
BISHOP-LEHR SPECIAL EDUCATION METAL BLDG	BLSPEMB 1001A	CARTER HALL	CRH 3009B
BISHOP-LEHR WEIGHT ROOM ANNEX	BLWRA 1001	CARTER HALL	CRH 4003D
BEN NIGHTHORSE CAMPBELL CENTER	BNCC 102	CARTER HALL	CRH 4007F
BEN NIGHTHORSE CAMPBELL CENTER	BNCC 103	CARTER HALL	CRH 4007G
BEN NIGHTHORSE CAMPBELL CENTER	BNCC 103A	CARTER HALL	CRH 4007H
BEN NIGHTHORSE CAMPBELL CENTER	BNCC 103B	CARTER HALL	CRH 4007J
BEN NIGHTHORSE CAMPBELL CENTER	BNCC 104	CARTER HALL	CRH 4007K
BEN NIGHTHORSE CAMPBELL CENTER	BNCC 105	CARTER HALL	CRH 4007L
BEN NIGHTHORSE CAMPBELL CENTER	BNCC 106	CARTER HALL	CRH 4007M
BEN NIGHTHORSE CAMPBELL CENTER	BNCC 107	CARTER HALL	CRH 4007N
BEN NIGHTHORSE CAMPBELL CENTER	BNCC 110	CARTER HALL	CRH 4007P
BEN NIGHTHORSE CAMPBELL CENTER	BNCC 112	CARTER HALL	CRH 4007S
BEN NIGHTHORSE CAMPBELL CENTER	BNCC 115	CARTER HALL	CRH 4007T
BEN NIGHTHORSE CAMPBELL CENTER	BNCC 116	CARTER HALL	CRH 4008E
BEN NIGHTHORSE CAMPBELL CENTER	BNCC 120	JACKSON BASEBALL LOCKERS	JBL 0001.1
BEN NIGHTHORSE CAMPBELL CENTER	BNCC 121	JACKSON BASEBALL LOCKERS	JBL 0001.2
BEN NIGHTHORSE CAMPBELL CENTER	BNCC 122	JACKSON BASEBALL LOCKERS	JBL 0002.1
BEN NIGHTHORSE CAMPBELL CENTER	BNCC 123	JACKSON BASEBALL LOCKERS	JBL 0003.1
BEN NIGHTHORSE CAMPBELL CENTER	BNCC 125	JACKSON FIELD STORAGE #2 ACCESS ROAD	JFSA 1002
BEN NIGHTHORSE CAMPBELL CENTER	BNCC 126	JACKSON FIELD STORAGE #2 ACCESS ROAD	JFSA 1003
BEN NIGHTHORSE CAMPBELL CENTER	BNCC 127	JACKSON FIELD STORAGE #2 ACCESS ROAD	JFSA 1004
BEN NIGHTHORSE CAMPBELL CENTER	BNCC 128	JACKSON FIELD STORAGE #1 BULLPEN	JFSB 111
BEN NIGHTHORSE CAMPBELL CENTER	BNCC 129	JACKSON FIELD STORAGE #1 BULLPEN	JFSB 112
BEN NIGHTHORSE CAMPBELL CENTER	BNCC 130	JACKSON FIELD STORAGE #1 BULLPEN	JFSB L109
BEN NIGHTHORSE CAMPBELL CENTER	BNCC 131	JACKSON FIELD STORAGE #1 BULLPEN	JFSB L110
BEN NIGHTHORSE CAMPBELL CENTER	BNCC 132	JACKSON SOCCER COMPLEX	JSC 0001
BEN NIGHTHORSE CAMPBELL CENTER	BNCC 133	JACKSON SOCCER COMPLEX	JSC 0002
BEN NIGHTHORSE CAMPBELL CENTER	BNCC 134	JACKSON SOCCER COMPLEX	JSC 0010
BEN NIGHTHORSE CAMPBELL CENTER	BNCC C117	JACKSON SOCCER COMPLEX	JSC 0012
BEN NIGHTHORSE CAMPBELL CENTER	BNCC C118	JACKSON SOCCER COMPLEX	JSC 0017
BEN NIGHTHORSE CAMPBELL CENTER	BNCC C119	JACKSON SOCCER COMPLEX	JSC 1017
BEN NIGHTHORSE CAMPBELL CENTER	BNCC C124	JACKSON SOCCER COMPLEX	JSC 1017A
BEN NIGHTHORSE CAMPBELL CENTER	BNCC J113	JACKSON SOCCER COMPLEX	JSC 2016
BEN NIGHTHORSE CAMPBELL CENTER	BNCC M001	JACKSON SOCCER COMPLEX	JSC 2017
BEN NIGHTHORSE CAMPBELL CENTER	BNCC M002	JACKSON SOCCER COMPLEX	JSC 2017A
BEN NIGHTHORSE CAMPBELL CENTER	BNCC M201	JACKSON SOCCER COMPLEX	JSC 2017B
BEN NIGHTHORSE CAMPBELL CENTER	BNCC Q108	JACKSON SOCCER COMPLEX	JSC 2017C
BEN NIGHTHORSE CAMPBELL CENTER	BNCC R111	JACKSON SOCCER COMPLEX	JSC 2017D
BEN NIGHTHORSE CAMPBELL CENTER	BNCC R114	JACKSON SOCCER COMPLEX	JSC 2017E
BEN NIGHTHORSE CAMPBELL CENTER	BNCC V101	JACKSON SOCCER COMPLEX	JSC 2017F
BEN NIGHTHORSE CAMPBELL CENTER	BNCC V109	JACKSON SOCCER COMPLEX	JSC 3017
CANDELARIA HALL	CAND 085.1	JACKSON SOCCER COMPLEX	JSC M0005
CANDELARIA HALL	CAND 085.2	JACKSON SOCCER COMPLEX	JSC M0007
CANDELARIA HALL	CAND 091.1	JACKSON SOCCER COMPLEX	JSC M0014
CANDELARIA HALL	CAND 2075.1	JACKSON SOCCER COMPLEX	JSC R0003
CARTER HALL	CRH 0002D	JACKSON SOCCER COMPLEX	JSC R0008
CARTER HALL	CRH 0010B	JACKSON SOCCER COMPLEX	JSC R0009
CARTER HALL	CRH 0010C	JACKSON SOCCER COMPLEX	JSC R0011
CARTER HALL	CRH 0010D	JACKSON SOCCER COMPLEX	JSC S2017
CARTER HALL	CRH 0010E	JACKSON SOCCER COMPLEX	JSC V0004
CARTER HALL	CRH 0010F	JACKSON SOCCER COMPLEX	JSC V0006
CARTER HALL	CRH 0012A	JACKSON SOCCER COMPLEX	JSC V0013
CARTER HALL	CRH 0015	JACKSON SOCCER COMPLEX	JSC V0015
CARTER HALL	CRH 1010	KEPNER HALL	KEPN 0075B
CARTER HALL	CRH 2005.1	MICHENER LIBRARY	MICH L084.1
CARTER HALL	CRH 2005C	NOTTINGHAM FIELD	NOF 121
CARTER HALL	CRH 2008C	PARSONS HALL	PRH 0009.1
CARTER HALL	CRH 2008D	PARSONS HALL	PRH 0011A
CARTER HALL	CRH 2009D	PARSONS HALL	PRH 1117A
CARTER HALL	CRH 2012D	PARSONS HALL	PRH 1128A
CARTER HALL	CRH 2012E	PARSONS HALL	PRH 1130.1
CARTER HALL	CRH 2013	PARSONS HALL	PRH 1131.1
CARTER HALL	CRH 2013A	PARSONS HALL	PRH 1143
CARTER HALL	CRH 3005A	PARSONS HALL	PRH 1165
CARTER HALL	CRH 3006K	PARSONS HALL	PRH 1165A
CARTER HALL	CRH 3006L	PARSONS HALL	PRH 1168
CARTER HALL	CRH 3008A	PARSONS HALL	PRH 1171
CARTER HALL	CRH 3008I	PARSONS HALL	PRH 1176
CARTER HALL	CRH 3008P	PARSONS HALL	PRH 1177

Rooms Added to Facilities Inventory after Field Audit

Building Name	Room Id	Building Name	Room Id
Bishop-Lehr	BLH 1000	Carter Hall	CRH 2002H
Bishop-Lehr Special Education Metal Building	BLMB 1001	Carter Hall	CRH 2002J
Bishop-Lehr Special Education Metal Building	BLMB 1001A	Carter Hall	CRH 2002K
Bishop-Lehr Weight Room Annex	BLWR 1001	Carter Hall	CRH 2006B
Ben Nighthorse Campbell Center	BNCC 1020	Carter Hall	CRH 2008
Ben Nighthorse Campbell Center	BNCC 1030	Carter Hall	CRH 3005H
Ben Nighthorse Campbell Center	BNCC 1030A	Carter Hall	CRH 4005D
Ben Nighthorse Campbell Center	BNCC 1030B	Carter Hall	CRH 4005E
Ben Nighthorse Campbell Center	BNCC 1040	Carter Hall	CRH 4005F
Ben Nighthorse Campbell Center	BNCC 1050	Carter Hall	CRH 4007
Ben Nighthorse Campbell Center	BNCC 1060	Carter Hall	CRH 4007D
Ben Nighthorse Campbell Center	BNCC 1070	Carter Hall	CRH 4007E
Ben Nighthorse Campbell Center	BNCC 1100	Carter Hall	CRH 4008
Ben Nighthorse Campbell Center	BNCC 1120	Carter Hall	CRH 4008F
Ben Nighthorse Campbell Center	BNCC 1150	Carter Hall	CRH 4008G
Ben Nighthorse Campbell Center	BNCC 1160	Carter Hall	CRH 4008H
Ben Nighthorse Campbell Center	BNCC 1200	Jackson Baseball Dugout	JBD 0001
Ben Nighthorse Campbell Center	BNCC 1210	Jackson Baseball Pressbox	JBP 0001
Ben Nighthorse Campbell Center	BNCC 1220	Jackson Baseball Pressbox	JBP 0002
Ben Nighthorse Campbell Center	BNCC 1230	Jackson Baseball Pressbox	JBP 0003
Ben Nighthorse Campbell Center	BNCC 1250	Jackson Soccer Pressbox	JSP 0017
Ben Nighthorse Campbell Center	BNCC 1260	Jackson Soccer Pressbox	JSP 1017
Ben Nighthorse Campbell Center	BNCC 1270	Jackson Soccer Pressbox	JSP 1017A
Ben Nighthorse Campbell Center	BNCC 1280	Jackson Soccer Pressbox	JSP 2017
Ben Nighthorse Campbell Center	BNCC 1290	Jackson Soccer Pressbox	JSP 2017A
Ben Nighthorse Campbell Center	BNCC 1300	Jackson Soccer Pressbox	JSP 2017B
Ben Nighthorse Campbell Center	BNCC 1310	Jackson Soccer Pressbox	JSP 2017C
Ben Nighthorse Campbell Center	BNCC 1320	Jackson Soccer Pressbox	JSP 2017D
Ben Nighthorse Campbell Center	BNCC 1330	Jackson Soccer Pressbox	JSP 2017E
Ben Nighthorse Campbell Center	BNCC 1340	Jackson Soccer Pressbox	JSP 2017F
Ben Nighthorse Campbell Center	BNCC C1170	Jackson Soccer Pressbox	JSP 3017
Ben Nighthorse Campbell Center	BNCC C1180	Jackson Soccer Pressbox	JSP S0017
Ben Nighthorse Campbell Center	BNCC C1190	Jackson Soccer Pressbox	JSP S1017
Ben Nighthorse Campbell Center	BNCC C1240	Jackson Soccer Pressbox	JSP S2017
Ben Nighthorse Campbell Center	BNCC J1130	Michener Library	MICH L079A
Ben Nighthorse Campbell Center	BNCC M0010	Nottingham East	NTE 120
Ben Nighthorse Campbell Center	BNCC M0020	Nottingham East	NTE 122
Ben Nighthorse Campbell Center	BNCC M2010	Nottingham East	NTE 124
Ben Nighthorse Campbell Center	BNCC Q1080	Nottingham East	NTE 126
Ben Nighthorse Campbell Center	BNCC R1110	Nottingham East	NTE 128
Ben Nighthorse Campbell Center	BNCC R1140	Nottingham East	NTE 138
Ben Nighthorse Campbell Center	BNCC V1010	Nottingham East	NTE 140
Ben Nighthorse Campbell Center	BNCC V1090	Nottingham East	NTE 142
Candelaria Hall	CAND 0085.1	Nottingham East	NTE 144
Candelaria Hall	CAND 0085.2	Nottingham East	NTE 146
Candelaria Hall	CAND 0091.1	Parsons Hall	PRH 0020
Candelaria Hall	CAND 2075G	Parsons Hall	PRH 1130A
Carter Hall	CRH 0009G	Parsons Hall	PRH 1131A
Carter Hall	CRH 0014B	Parsons Hall	PRH 2030
Carter Hall	CRH 1002C	Parsons Hall	PRH C1143
Carter Hall	CRH 1005K	Parsons Hall	PRH C1165
Carter Hall	CRH 1005L	Parsons Hall	PRH C1165A

There were 142 rooms deleted from the facilities inventory due to several factors: the University prefers a different room number (i.e., 1040 versus 104); the University prefers a different building id (i.e., BLMB versus BLSPEMB), or the rooms have been recently renumbered (i.e., Carter Hall), or the spaces have been reconfigured. As a result of these factors, there were 104 records added to the facilities inventory as the result of room number changes.

Several spaces in the originally provided facilities inventory were changed to a space use code of "999", which is defined by Paulien & Associates as uncoded space. This space use code is applied to identify spaces that no longer exist, areas that have been renovated, or spaces that are used in conjunction with an adjacent space (i.e., two rooms with a dividing wall between).

SECTION 3 | FACILITIES INVENTORY VALIDATION

Spaces that are used in conjunction with another space are identified during the utilization analysis. Paulien & Associates researches spaces that are originally coded as a classroom (space use code 110) or a teaching laboratory (space use code 210), but don't have any courses scheduled in them. There are four spaces in which there were no courses scheduled during fall 2011: ARTS 0117; MCKE 143; MCKE 224; and MCKE 430. These spaces were changed to the space use code of "999" and the ASF for each space was added to the adjoining room as the two spaces function as one.

Combined Rooms

Building Name	Room ID	Space Use	
		Code	Explanation of Change
Arts Annex	ARTS 0117	999	combined w ARTS 0119
Arts Annex	ARTS 0123B	999	outdoor area covered storage; not ASF
Candelaria Hall	CAND 0081	999	space converted to office suite
Candelaria Hall	CAND 0081A	999	space converted to office suite
Candelaria Hall	CAND 0083	999	space converted to office suite
Candelaria Hall	CAND 0085	999	space converted to office suite
Candelaria Hall	CAND 0088	999	space converted to office suite
Candelaria Hall	CAND 0091	999	space converted to office suite
McKee Hall	MCKE 143	999	combined with MCKE 142
McKee Hall	MCKE 224	999	scheduled with MCKE 223
McKee Hall	MCKE 430	999	used with MCKE 428, which is the room to which crs are scheduled

The updated facilities inventory was provided to the University of Northern Colorado as a work product of this study. The file was sent as an Access database, which is the software used by the University to maintain the information.

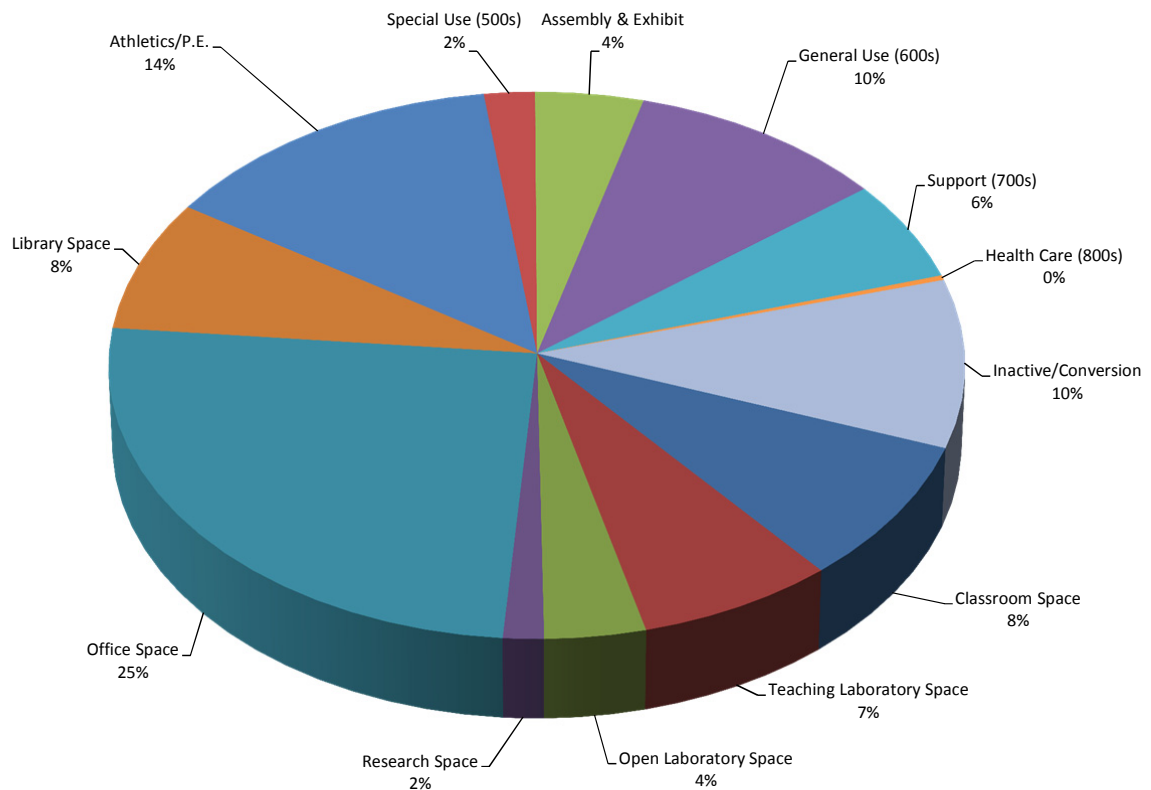
SECTION 3 | FACILITIES INVENTORY VALIDATION

Almost 1.3 million assignable square feet of space that was validated by Paulien & Associates. The ASF by space use code category is shown on the table, Existing Space Distribution.

Existing Space Distribution

Space Use Code Category	Total ASF
Classroom Space	105,956
Teaching Laboratory Space	90,495
Open Laboratory Space	46,410
Research Space	18,706
Office Space	319,683
Library Space	98,141
Athletics/P.E.	173,077
Special Use (500s)	25,373
Assembly & Exhibit	53,857
General Use (600s)	129,091
Support (700s)	75,291
Health Care (800s)	3,570
Inactive/Conversion	125,836
Total:	1,265,486

ASF = Assignable Square Feet



The following are observations relative to the existing space distribution:

- The greatest amount of space on the University of Northern Colorado's main campus is office space (25%). This amount is typical for a campus of this size and mission.
- Athletics, physical education, and recreation space is 14% of the total space on campus. The existing space distribution reflects the recently completed recreation facility as well as new construction and renovation of athletic facilities.

- The academic instruction space (classrooms, teaching laboratories) comprises 16% of the total space. The amount of academic instruction space varies by institution type as well as academic program offerings, but regional comprehensive institutions with similar enrollments will typically have between 20% and 30% of the total ASF dedicated to academic instruction space.
- Open laboratory space is 4% of the total space on campus. Much of this space category is made up of music practice rooms in Frasier Hall and open access computer laboratories throughout campus.
- Research space is 2% of the total space on campus. Much of this space is assigned to the science disciplines in Ross Hall and Psychology in McKee Hall. The amount of research space on a comprehensive regional campus is relative to the disciplines (sciences more often than not require dedicated research spaces), the mix of faculty and tenure requirements, and strategic goals of the institution.
- The library space is 8% of the total existing space on campus. The consultant finds that the size of a library on campus varies based on the age of the library, the size of collections, and whether the campus has recently built a student center and academic instructional facilities. Older libraries that have not been renovated typically have a higher percentage of the space dedicated to the collections. Newer libraries will have more study rooms, student seating areas, and spaces such as information commons. Additionally, if a new student center or academic instruction facilities have been constructed on a campus where the library is older and has not been renovated, these buildings will often have collaborative learning spaces and seating areas that alleviate some of the demand for gathering space that would have previously occurred in the library as no such space existed in other parts of campus.
- The inactive/conversion space is primarily Bishop-Lehr Hall. This building was not validated during the scope of this work, but is identified in the facilities inventory as the building still exists. There are a handful of other spaces in this space category as well: CSH 201; JSC 0016; JSC 1016; JSC S0017; JSC S1017; MICH L006A; and MICH L025.

APPENDICES

Classroom Use by Day and Hour by Campus

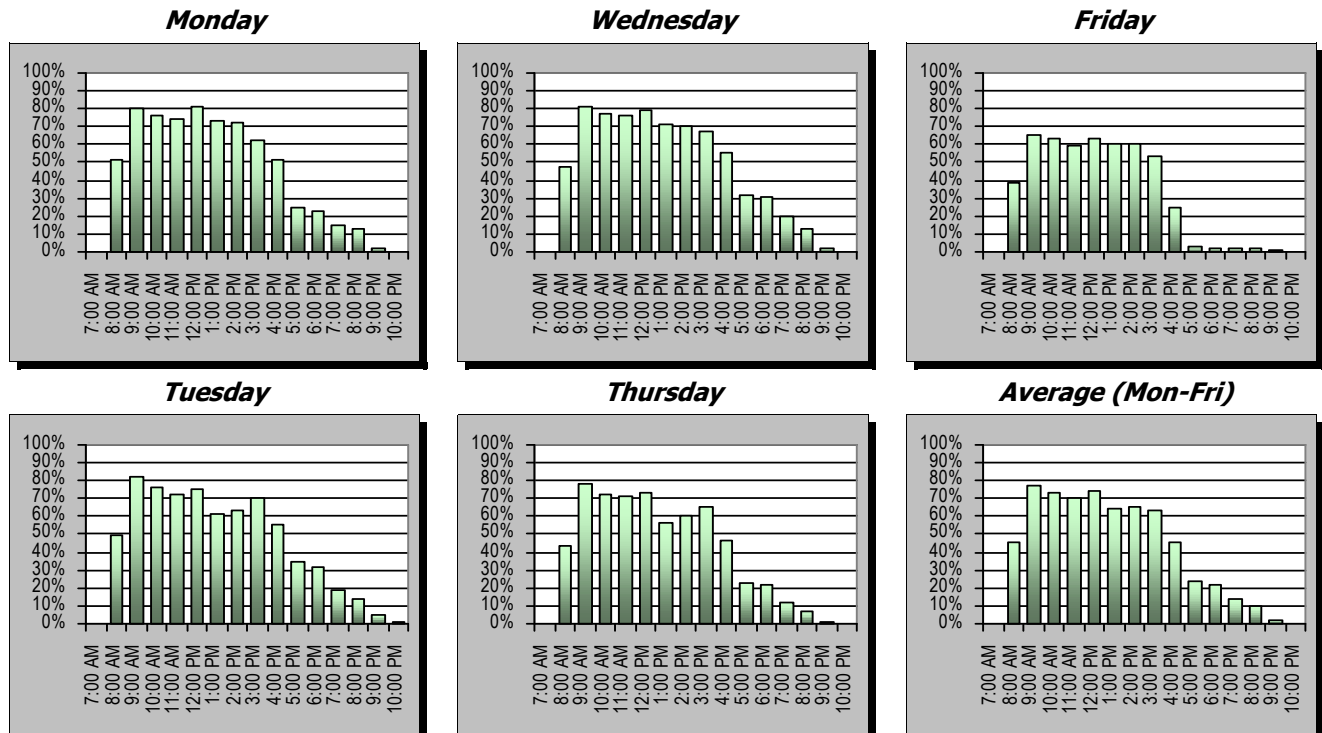
Scheduled Classroom Use by Day and Time

(Darker colors indicate a large percentage of rooms are scheduled.)

Time of Day	Monday		Tuesday		Wednesday		Thursday		Friday		Saturday		Sunday		Average	
	Rooms in Use	% In Use	Rooms in Use	% In Use	Rooms in Use	% In Use	Rooms in Use	% In Use	Rooms in Use	% In Use	Rooms in Use	% In Use	Rooms in Use	% In Use	Rooms in Use	% In Use
7:00 AM	0	0%	0	0%	0	0%	0	0%	0	0%	0	0%	0	0%	0	0%
8:00 AM	63	51%	62	50%	59	48%	55	44%	48	39%	3	2%	0	0%	57	46%
9:00 AM	99	80%	102	82%	100	81%	97	78%	81	65%	3	2%	0	0%	96	77%
10:00 AM	94	76%	94	76%	96	77%	89	72%	78	63%	3	2%	0	0%	90	73%
11:00 AM	92	74%	89	72%	94	76%	88	71%	73	59%	3	2%	0	0%	87	70%
12:00 PM	100	81%	93	75%	98	79%	90	73%	78	63%	3	2%	0	0%	92	74%
1:00 PM	91	73%	76	61%	88	71%	69	56%	74	60%	3	2%	0	0%	80	64%
2:00 PM	89	72%	78	63%	87	70%	74	60%	74	60%	3	2%	0	0%	80	65%
3:00 PM	77	62%	87	70%	83	67%	80	65%	66	53%	3	2%	0	0%	79	63%
4:00 PM	63	51%	68	55%	68	55%	58	47%	31	25%	4	3%	1	1%	58	46%
5:00 PM	31	25%	43	35%	40	32%	28	23%	4	3%	2	2%	1	1%	29	24%
6:00 PM	29	23%	40	32%	38	31%	27	22%	3	2%	3	2%	1	1%	27	22%
7:00 PM	19	15%	23	19%	25	20%	15	12%	3	2%	3	2%	1	1%	17	14%
8:00 PM	16	13%	17	14%	16	13%	9	7%	3	2%	3	2%	1	1%	12	10%
9:00 PM	3	2%	6	5%	3	2%	1	1%	1	1%	1	1%	1	1%	3	2%
10:00 PM	0	0%	1	1%	0	0%	0	0%	0	0%	0	0%	0	0%	0	0%

Total classrooms = 124

Percent of Classrooms In Use



Classroom Use by Day and Hour by Technology

Hi-Tech Classrooms

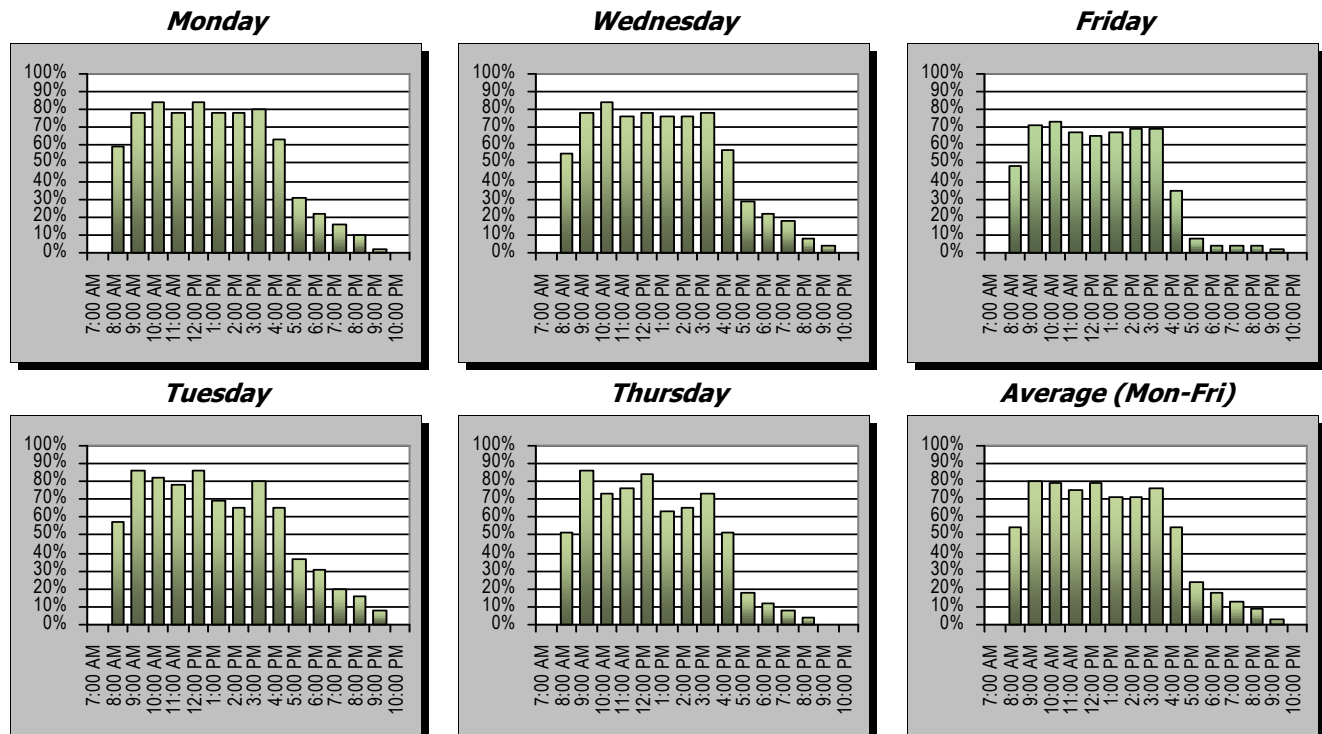
Scheduled Classroom Use by Day and Time

(Darker colors indicate a large percentage of rooms are scheduled.)

Time of Day	Monday		Tuesday		Wednesday		Thursday		Friday		Saturday		Sunday		Average	
	Rooms in Use	% In Use	Rooms in Use	% In Use	Rooms in Use	% In Use	Rooms in Use	% In Use	Rooms in Use	% In Use	Rooms in Use	% In Use	Rooms in Use	% In Use	Rooms in Use	% In Use
7:00 AM	0	0%	0	0%	0	0%	0	0%	0	0%	0	0%	0	0%	0	0%
8:00 AM	29	59%	28	57%	27	55%	25	51%	24	49%	2	4%	0	0%	27	54%
9:00 AM	38	78%	42	86%	38	78%	42	86%	35	71%	2	4%	0	0%	39	80%
10:00 AM	41	84%	40	82%	41	84%	36	73%	36	73%	2	4%	0	0%	39	79%
11:00 AM	38	78%	38	78%	37	76%	37	76%	33	67%	2	4%	0	0%	37	75%
12:00 PM	41	84%	42	86%	38	78%	41	84%	32	65%	2	4%	0	0%	39	79%
1:00 PM	38	78%	34	69%	37	76%	31	63%	33	67%	2	4%	0	0%	35	71%
2:00 PM	38	78%	32	65%	37	76%	32	65%	34	69%	2	4%	0	0%	35	71%
3:00 PM	39	80%	39	80%	38	78%	36	73%	34	69%	2	4%	0	0%	37	76%
4:00 PM	31	63%	32	65%	28	57%	25	51%	17	35%	3	6%	1	2%	27	54%
5:00 PM	15	31%	18	37%	14	29%	9	18%	4	8%	2	4%	1	2%	12	24%
6:00 PM	11	22%	15	31%	11	22%	6	12%	2	4%	2	4%	1	2%	9	18%
7:00 PM	8	16%	10	20%	9	18%	4	8%	2	4%	2	4%	1	2%	7	13%
8:00 PM	5	10%	8	16%	4	8%	2	4%	2	4%	2	4%	1	2%	4	9%
9:00 PM	1	2%	4	8%	2	4%	0	0%	1	2%	1	2%	1	2%	2	3%
10:00 PM	0	0%	0	0%	0	0%	0	0%	0	0%	0	0%	0	0%	0	0%

Total classrooms = 49

Percent of Classrooms In Use



Projector Rooms

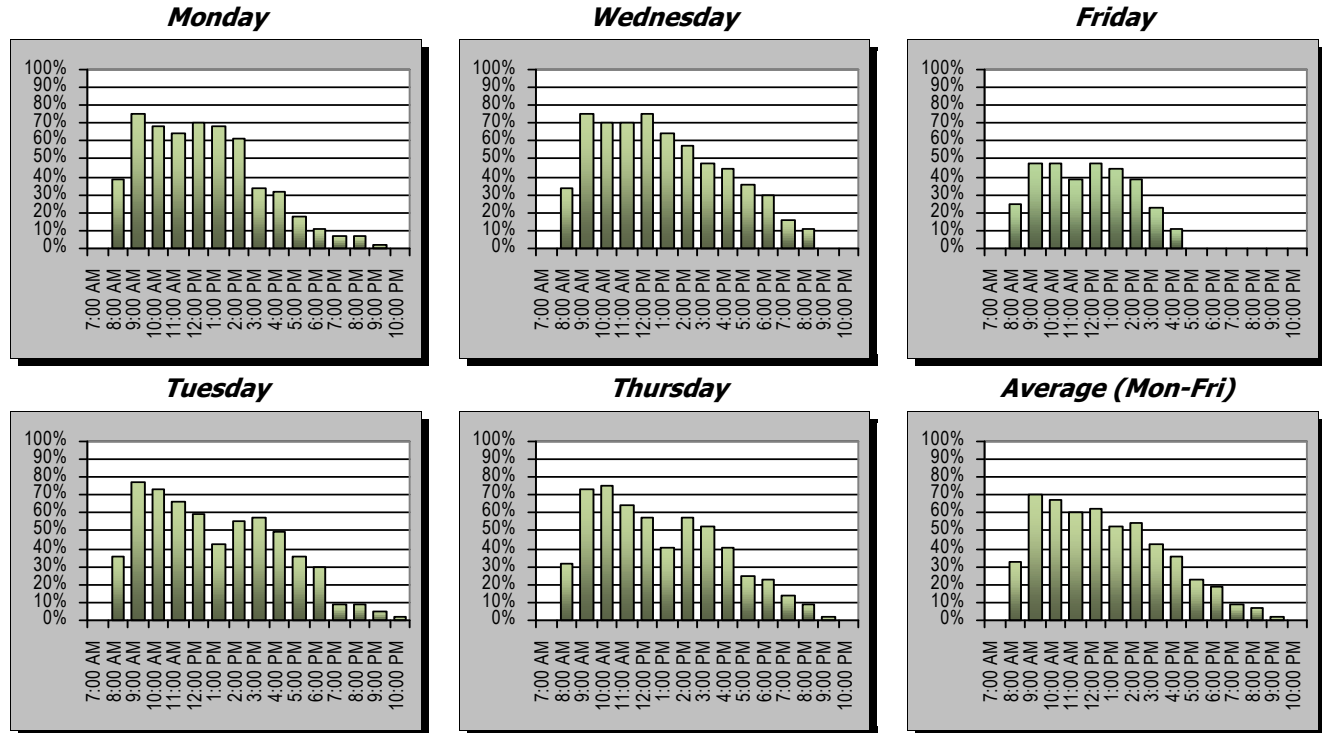
Scheduled Classroom Use by Day and Time

(Darker colors indicate a large percentage of rooms are scheduled.)

Time of Day	Monday		Tuesday		Wednesday		Thursday		Friday		Saturday		Sunday		Average	
	Rooms in Use	% In Use	Rooms in Use	% In Use	Rooms in Use	% In Use	Rooms in Use	% In Use	Rooms in Use	% In Use	Rooms in Use	% In Use	Rooms in Use	% In Use	Rooms in Use	% In Use
7:00 AM	0	0%	0	0%	0	0%	0	0%	0	0%	0	0%	0	0%	0	0%
8:00 AM	17	39%	16	36%	15	34%	14	32%	11	25%	0	0%	0	0%	15	33%
9:00 AM	33	75%	34	77%	33	75%	32	73%	21	48%	0	0%	0	0%	31	70%
10:00 AM	30	68%	32	73%	31	70%	33	75%	21	48%	0	0%	0	0%	29	67%
11:00 AM	28	64%	29	66%	31	70%	28	64%	17	39%	0	0%	0	0%	27	60%
12:00 PM	31	70%	26	59%	33	75%	25	57%	21	48%	0	0%	0	0%	27	62%
1:00 PM	30	68%	19	43%	28	64%	18	41%	20	45%	0	0%	0	0%	23	52%
2:00 PM	27	61%	24	55%	25	57%	25	57%	17	39%	0	0%	0	0%	24	54%
3:00 PM	15	34%	25	57%	21	48%	23	52%	10	23%	0	0%	0	0%	19	43%
4:00 PM	14	32%	22	50%	20	45%	18	41%	5	11%	0	0%	0	0%	16	36%
5:00 PM	8	18%	16	36%	16	36%	11	25%	0	0%	0	0%	0	0%	10	23%
6:00 PM	5	11%	13	30%	13	30%	10	23%	0	0%	0	0%	0	0%	8	19%
7:00 PM	3	7%	4	9%	7	16%	6	14%	0	0%	0	0%	0	0%	4	9%
8:00 PM	3	7%	4	9%	5	11%	4	9%	0	0%	0	0%	0	0%	3	7%
9:00 PM	1	2%	2	5%	0	0%	1	2%	0	0%	0	0%	0	0%	1	2%
10:00 PM	0	0%	1	2%	0	0%	0	0%	0	0%	0	0%	0	0%	0	0%

Total classrooms = 44

Percent of Classrooms In Use



Smart Classrooms

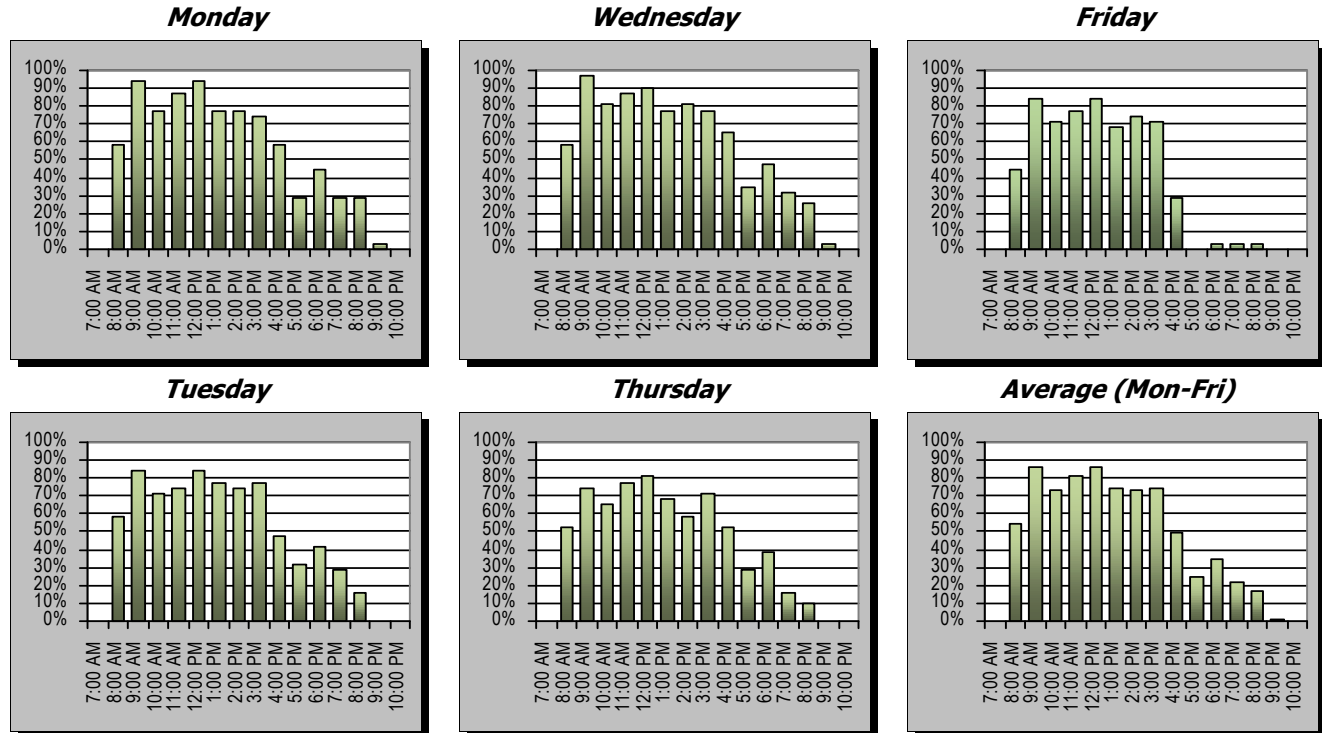
Scheduled Classroom Use by Day and Time

(Darker colors indicate a large percentage of rooms are scheduled.)

Time of Day	Monday		Tuesday		Wednesday		Thursday		Friday		Saturday		Sunday		Average	
	Rooms in Use	% In Use	Rooms in Use	% In Use	Rooms in Use	% In Use	Rooms in Use	% In Use	Rooms in Use	% In Use	Rooms in Use	% In Use	Rooms in Use	% In Use	Rooms in Use	% In Use
7:00 AM	0	0%	0	0%	0	0%	0	0%	0	0%	0	0%	0	0%	0	0%
8:00 AM	18	58%	18	58%	18	58%	16	52%	14	45%	1	3%	0	0%	17	54%
9:00 AM	29	94%	26	84%	30	97%	23	74%	26	84%	1	3%	0	0%	27	86%
10:00 AM	24	77%	22	71%	25	81%	20	65%	22	71%	1	3%	0	0%	23	73%
11:00 AM	27	87%	23	74%	27	87%	24	77%	24	77%	1	3%	0	0%	25	81%
12:00 PM	29	94%	26	84%	28	90%	25	81%	26	84%	1	3%	0	0%	27	86%
1:00 PM	24	77%	24	77%	24	77%	21	68%	21	68%	1	3%	0	0%	23	74%
2:00 PM	24	77%	23	74%	25	81%	18	58%	23	74%	1	3%	0	0%	23	73%
3:00 PM	23	74%	24	77%	24	77%	22	71%	22	71%	1	3%	0	0%	23	74%
4:00 PM	18	58%	15	48%	20	65%	16	52%	9	29%	1	3%	0	0%	16	50%
5:00 PM	9	29%	10	32%	11	35%	9	29%	0	0%	0	0%	0	0%	8	25%
6:00 PM	14	45%	13	42%	15	48%	12	39%	1	3%	1	3%	0	0%	11	35%
7:00 PM	9	29%	9	29%	10	32%	5	16%	1	3%	1	3%	0	0%	7	22%
8:00 PM	9	29%	5	16%	8	26%	3	10%	1	3%	1	3%	0	0%	5	17%
9:00 PM	1	3%	0	0%	1	3%	0	0%	0	0%	0	0%	0	0%	0	1%
10:00 PM	0	0%	0	0%	0	0%	0	0%	0	0%	0	0%	0	0%	0	0%

Total classrooms = 31

Percent of Classrooms In Use



Classroom Utilization by Building

Classroom Utilization Analysis by Building

Room Id	Room Use Code	Assignable Sq. Ft.	No. of Stations	Assignable Sq. Ft. Per Station	Average Enrollment	Weekly Student Contact Hours	Weekly Seat Hours	Weekly Room Hours	Hours in Use Student Station Occupancy %
BEN NIGHORSE CAMPBELL CENTER						No. of Rooms = 1			
BNCC 110	110	807	40	20	26	872	21.8	35	62%
<i>Average</i>		807	40	20	26		21.8	35	62%
<i>Total</i>		807	40			872		35	
BUTLER HANCOCK						No. of Rooms = 5			
BTLR 193	110	1,192	52	23	17	148	2.8	8	36%
BTLR 195	110	961	48	20	23	185	3.8	8	51%
BTLR 196	110	962	48	20	25	228	4.8	9	53%
BTLR 202	110	974	48	20	17	168	3.5	11	33%
BTLR 222	110	975	45	22	38	733	16.3	19	86%
<i>Average</i>		1,013	48	21	24		6.1	11	58%
<i>Total</i>		5,064	241			1,461		54	
CANDELARIA HALL						No. of Rooms = 26			
CAND 0025	110	589	40	15	21	736	18.4	34	54%
CAND 0045	110	596	40	15	34	1,269	31.7	36	88%
CAND 0065	110	605	40	15	25	880	22.0	34	65%
CAND 0220	110	603	36	17	24	912	25.3	37	68%
CAND 0240	110	586	20	29	11	301	15.1	25	60%
CAND 0260	110	595	40	15	29	1,041	26.0	36	72%
CAND 0280	110	595	40	15	23	732	18.3	32	57%
CAND 0315	110	634	42	15	24	725	17.3	30	58%
CAND 0375	110	619	30	21	24	845	28.2	34	83%
CAND 0395	110	465	31	15	22	735	23.7	33	72%
CAND 1025	110	529	35	15	27	1,152	32.9	43	77%
CAND 1045	110	536	36	15	27	804	22.3	30	74%
CAND 1065	110	872	35	25	26	1,149	32.8	43	76%
CAND 1085	110	872	58	15	32	1,340	23.1	41	56%
CAND 1190	110	1,188	30	40	26	309	10.3	12	86%
CAND 1220	110	1,181	79	15	60	2,436	30.8	41	75%
CAND 1260	110	1,168	78	15	58	2,324	29.8	40	74%
CAND 2055	110	598	40	15	29	1,044	26.1	36	73%
CAND 2135	110	875	58	15	33	1,130	19.5	34	57%
CAND 2170	110	732	30	24	21	483	16.1	23	70%
CAND 2190	110	857	28	31	20	591	21.1	29	73%
CAND 2220	110	1,220	81	15	61	2,361	29.1	39	75%
CAND 2295	110	778	32	24	23	765	23.9	33	72%
CAND 2345	110	527	35	15	28	926	26.5	34	78%
CAND 2375	110	638	43	15	27	1,059	24.6	39	63%
CAND 2395	110	478	32	15	24	789	24.7	33	75%
<i>Average</i>		728	42	18	29		24.6	34	70%
<i>Total</i>		18,935	1,089			26,838		881	

Classroom Utilization Analysis by Building

Room Id	Room Use Code	Assignable Sq. Ft.	No. of Stations	Assignable Sq. Ft. Per Station	Average Enrollment	Weekly Student Contact Hours	Weekly Seat Hours	Weekly Room Hours	Hours in Use Student Station Occupancy %
FRASIER HALL <i>No. of Rooms = 8</i>									
FRAS 026	110	736	30	25	15	342	11.4	21	54%
FRAS 126	110	576	30	19	19	352	11.7	19	62%
FRAS 149	110	417	24	17	15	338	14.1	23	61%
FRAS 168	110	514	34	15	21	453	13.3	19	70%
FRAS 169	110	515	30	17	14	183	6.1	13	47%
FRAS 204	110	1,394	40	35	16	206	5.2	13	40%
FRAS 205	110	1,129	40	28	19	565	14.1	30	47%
FRAS 249	110	1,213	81	15	40	988	12.2	21	58%
<i>Average</i>		812	39	21	20		11.1	20	55%
<i>Total</i>		6,494	309			3,427		159	
GUGGENHEIM HALL <i>No. of Rooms = 2</i>									
GUGG 0001	110	684	40	17	30	1,257	31.4	42	75%
GUGG 0001A	110	536	35	15	18	260	7.4	14	53%
<i>Average</i>		610	38	16	24		20.2	28	69%
<i>Total</i>		1,220	75			1,517		56	
GUNTER HALL <i>No. of Rooms = 10</i>									
GUNT 1140	110	817	28	29	17	382	13.6	22	62%
GUNT 1150	110	661	38	17	24	685	18.0	28	65%
GUNT 1720	110	2,422	150	16	72	1,938	12.9	27	48%
GUNT 2120	110	543	36	15	29	454	12.6	16	81%
GUNT 2180	110	534	36	15	26	349	9.7	15	66%
GUNT 2520	110	1,278	70	18	45	2,044	29.2	46	63%
GUNT 2530	110	954	64	15	36	1,416	22.1	37	60%
GUNT 2540	110	871	36	24	23	639	17.7	27	65%
GUNT 3000	110	776	44	18	34	720	16.4	20	81%
GUNT 3460	110	411	27	15	22	393	14.6	15	97%
<i>Average</i>		927	53	18	33		17.0	25	66%
<i>Total</i>		9,268	529			9,018		253	
KEPNER HALL <i>No. of Rooms = 14</i>									
KEPN 0040	110	1,188	38	31	22	203	5.3	8	66%
KEPN 1005	110	741	42	18	25	534	12.7	21	61%
KEPN 1010	110	733	42	17	34	823	19.6	25	79%
KEPN 1015	110	719	40	18	22	707	17.7	33	54%
KEPN 1030	110	910	47	19	34	1,327	28.2	38	74%
KEPN 1040	110	589	28	21	24	244	8.7	10	87%
KEPN 1045	110	618	30	21	24	216	7.2	9	80%
KEPN 2005	110	771	40	19	28	45	1.1	2	70%
KEPN 2010	110	773	40	19	30	670	16.7	24	71%
KEPN 2025	110	809	42	19	32	963	22.9	30	76%
KEPN 2030	110	809	45	18	34	1,425	31.7	42	75%
KEPN 2040	110	711	44	16	33	1,261	28.7	39	74%

Classroom Utilization Analysis by Building

Room Id	Room Use Code	Assignable Sq. Ft.	No. of Stations	Assignable Sq. Ft. Per Station	Average Enrollment	Weekly Student Contact Hours	Weekly Seat Hours	Weekly Room Hours	Hours in Use Student Station Occupancy %
KEPN 2045	110	465	25	19	14	135	5.4	8	67%
KEPN 2050	110	2,480	196	13	52	919	4.7	17	28%
<i>Average</i>		880	50	19	29		13.5	22	69%
<i>Total</i>		12,316	699			9,471		305	

MCKEE HALL									
<i>No. of Rooms = 33</i>									
MCKE 044E	110	456	15	30	0	0	0.0	0	0%
MCKE 135	110	657	44	15	27	1,212	27.5	45	61%
MCKE 136	110	450	23	20	8	76	3.3	10	33%
MCKE 137	110	548	34	16	16	418	12.3	27	46%
MCKE 138	110	547	36	15	22	552	15.3	24	64%
MCKE 139	110	445	30	15	12	135	4.5	12	38%
MCKE 140	110	649	27	24	13	487	18.0	41	44%
MCKE 141	110	548	37	15	27	644	17.4	24	73%
MCKE 144	110	592	38	16	27	671	17.7	25	71%
MCKE 145	110	592	39	15	22	629	16.1	26	63%
MCKE 146	110	592	39	15	23	811	20.8	35	59%
MCKE 147	110	592	39	15	0	0	0.0	0	0%
MCKE 150	110	1,774	127	14	80	3,101	24.4	38	64%
MCKE 151	110	1,751	127	14	56	1,937	15.3	34	45%
MCKE 152	110	3,686	254	15	127	3,423	13.5	27	50%
MCKE 219	110	462	31	15	18	347	11.2	19	59%
MCKE 220	110	465	31	15	21	339	10.9	18	61%
MCKE 221	110	945	44	21	19	801	18.2	42	43%
MCKE 223	110	1,206	40	30	27	687	17.2	24	72%
MCKE 228	110	572	36	16	25	494	13.7	19	72%
MCKE 229	110	572	36	16	27	976	27.1	36	76%
MCKE 230	110	567	36	16	26	609	16.9	23	73%
MCKE 252	110	569	38	15	20	407	10.7	18	60%
MCKE 253	110	573	36	16	19	518	14.4	25	58%
MCKE 254	110	570	30	19	25	642	21.4	26	84%
MCKE 333	110	725	48	15	32	1,266	26.4	39	68%
MCKE 336	110	931	30	31	28	747	24.9	27	92%
MCKE 338	110	717	48	15	32	1,052	21.9	34	65%
MCKE 423	110	491	18	27	17	465	25.8	26	99%
MCKE 424	110	759	50	15	32	621	12.4	19	65%
MCKE 425	110	721	48	15	28	586	12.2	20	61%
MCKE 426	110	405	20	20	7	159	7.9	23	34%
MCKE 428	110	800	30	27	16	698	23.3	42	55%
<i>Average</i>		786	47	18	27		16.4	26	62%
<i>Total</i>		25,927	1,559			25,509		847	

MICHENER LIBRARY									
<i>No. of Rooms = 5</i>									
MICH L073	110	398	27	15	25	75	2.8	3	93%
MICH L074	110	1,000	66	15	53	1,422	21.5	27	80%
MICH L108	110	1,280	80	16	62	2,418	30.2	39	78%
MICH L110	110	623	230	3	121	2,341	10.2	19	54%

Classroom Utilization Analysis by Building

Room Id	Room Use Code	Assignable Sq. Ft.	No. of Stations	Assignable Sq. Ft. Per Station	Average Enrollment	Weekly Student Contact Hours	Weekly Seat Hours	Weekly Room Hours	Hours in Use Student Station Occupancy %
MICH L174	110	845	89	9	61	2,547	28.6	42	68%
<i>Average</i>		829	98	12	64		17.9	26	72%
<i>Total</i>		4,146	492			8,803		130	
ROSS HALL									No. of Rooms = 19
ROSS 0060	110	1,159	77	15	63	2,164	28.1	34	83%
ROSS 0090	110	937	60	16	31	1,113	18.6	36	52%
ROSS 0274	110	703	46	15	28	1,272	27.7	45	61%
ROSS 0275	110	581	35	17	17	700	20.0	41	49%
ROSS 0280	110	650	35	19	24	954	27.3	40	68%
ROSS 0285	110	571	35	16	23	783	22.4	34	66%
ROSS 1010	110	2,003	110	18	69	3,278	29.8	46	65%
ROSS 1040	110	1,997	111	18	79	2,333	21.0	27	78%
ROSS 1060	110	1,065	71	15	55	2,468	34.8	44	79%
ROSS 1080	110	349	16	22	11	273	17.1	24	71%
ROSS 1090	110	765	48	16	35	1,309	27.3	38	72%
ROSS 1160	110	530	35	15	25	975	27.9	39	72%
ROSS 2060	110	942	32	29	24	1,141	35.7	53	68%
ROSS 2090	110	910	48	19	32	1,125	23.4	35	66%
ROSS 2260	110	465	24	19	11	311	13.0	27	48%
ROSS 2270	110	843	39	22	24	876	22.5	36	62%
ROSS 2275	110	841	49	17	32	1,221	24.9	38	66%
ROSS 2295	110	703	47	15	34	1,447	30.8	43	72%
ROSS 3275	110	657	32	21	20	787	24.6	39	64%
<i>Average</i>		877	50	18	34		25.8	38	66%
<i>Total</i>		16,669	950			24,529		718	
SKINNER MUSIC LIBRARY									No. of Rooms = 1
SKNR 139	110	813	28	29	22	336	12.0	15	80%
<i>Average</i>		813	28	29	22		12.0	15	80%
<i>Total</i>		813	28			336		15	
AVERAGE		820	48	18	30		18.6	28	66%
TOTAL		101,659	6,011			111,781		3,453	
NO. OF ROOMS		124							

Classroom Utilization by Capacity

Room Id	Room Use Code	Assignable Sq. Ft.	No. of Stations	Assignable Sq. Ft. Per Station	Average Enrollment	Weekly Student Contact Hours	Weekly Seat Hours	Weekly Room Hours	Hours in Use Student Station Occupancy %
Capacity Group: 20 and Under									No. of Rooms = 5
CANDELARIA HALL									No. of Rooms = 1
CAND 0240	110	586	20	29	11	301	15.1	25	60%
MCKEE HALL									No. of Rooms = 3
MCKE 044E	110	456	15	30	0	0	0.0	0	0%
MCKE 423	110	491	18	27	17	465	25.8	26	99%
MCKE 426	110	405	20	20	7	159	7.9	23	34%
<i>Average</i>		451	18	26	8		11.8	16	69%
<i>Total</i>		1,352	53			624		49	
ROSS HALL									No. of Rooms = 1
ROSS 1080	110	349	16	22	11	273	17.1	24	71%
20 and Under Capacity Group Summary									
Average		457	18	26	9		13.5	20	67%
Total		2,287	89			1,198		98	
Capacity Group: 21 - 25									No. of Rooms = 4
FRASIER HALL									No. of Rooms = 1
FRAS 149	110	417	24	17	15	338	14.1	23	61%
KEPNER HALL									No. of Rooms = 1
KEPN 2045	110	465	25	19	14	135	5.4	8	67%
MCKEE HALL									No. of Rooms = 1
MCKE 136	110	450	23	20	8	76	3.3	10	33%
ROSS HALL									No. of Rooms = 1
ROSS 2260	110	465	24	19	11	311	13.0	27	48%
21 - 25 Capacity Group Summary									
Average		449	24	19	12		9.0	17	53%
Total		1,797	96			860		68	
Capacity Group: 26 - 30									No. of Rooms = 18
CANDELARIA HALL									No. of Rooms = 4
CAND 0375	110	619	30	21	24	845	28.2	34	83%
CAND 1190	110	1,188	30	40	26	309	10.3	12	86%
CAND 2170	110	732	30	24	21	483	16.1	23	70%
CAND 2190	110	857	28	31	20	591	21.1	29	73%
<i>Average</i>		849	30	29	23		18.9	25	77%
<i>Total</i>		3,396	118			2,228		98	
FRASIER HALL									No. of Rooms = 3
FRAS 026	110	736	30	25	15	342	11.4	21	54%
FRAS 126	110	576	30	19	19	352	11.7	19	62%

Classroom Utilization Analysis by Capacity

Room Id	Room Use Code	Assignable Sq. Ft.	No. of Stations	Assignable Sq. Ft. Per Station	Average Enrollment	Weekly Student Contact Hours	Weekly Seat Hours	Weekly Room Hours	Hours in Use Student Station Occupancy %
FRAS 169	110	515	30	17	14	183	6.1	13	47%
<i>Average</i>		609	30	20	16		9.7	18	55%
<i>Total</i>		1,827	90			877		53	
GUNTER HALL									No. of Rooms = 2
GUNT 1140	110	817	28	29	17	382	13.6	22	62%
GUNT 3460	110	411	27	15	22	393	14.6	15	97%
<i>Average</i>		614	28	22	20		14.1	19	76%
<i>Total</i>		1,228	55			775		37	
KEPNER HALL									No. of Rooms = 2
KEPN 1040	110	589	28	21	24	244	8.7	10	87%
KEPN 1045	110	618	30	21	24	216	7.2	9	80%
<i>Average</i>		603	29	21	24		7.9	10	84%
<i>Total</i>		1,207	58			460		19	
MCKEE HALL									No. of Rooms = 5
MCKE 139	110	445	30	15	12	135	4.5	12	38%
MCKE 140	110	649	27	24	13	487	18.0	41	44%
MCKE 254	110	570	30	19	25	642	21.4	26	84%
MCKE 336	110	931	30	31	28	747	24.9	27	92%
MCKE 428	110	800	30	27	16	698	23.3	42	55%
<i>Average</i>		679	29	23	19		18.4	30	62%
<i>Total</i>		3,395	147			2,709		148	
MICHENER LIBRARY									No. of Rooms = 1
MICH L073	110	398	27	15	25	75	2.8	3	93%
SKINNER MUSIC LIBRARY									No. of Rooms = 1
SKNR 139	110	813	28	29	22	336	12.0	15	80%
26 - 30 Capacity Group Summary									
Average		681	29	23	20		14.3	21	69%
Total		12,264	523			7,460		373	
Capacity Group: 31 - 35									No. of Rooms = 17
CANDELARIA HALL									No. of Rooms = 6
CAND 0395	110	465	31	15	22	735	23.7	33	72%
CAND 1025	110	529	35	15	27	1,152	32.9	43	77%
CAND 1065	110	872	35	25	26	1,149	32.8	43	76%
CAND 2295	110	778	32	24	23	765	23.9	33	72%
CAND 2345	110	527	35	15	28	926	26.5	34	78%
CAND 2395	110	478	32	15	24	789	24.7	33	75%
<i>Average</i>		608	33	18	25		27.6	37	75%
<i>Total</i>		3,648	200			5,516		219	

Classroom Utilization Analysis by Capacity

Room Id	Room Use Code	Assignable Sq. Ft.	No. of Stations	Assignable Sq. Ft. Per Station	Average Enrollment	Weekly Student Contact Hours	Weekly Seat Hours	Weekly Room Hours	Hours in Use Student Station Occupancy %
FRASIER HALL									No. of Rooms = 1
FRAS 168	110	514	34	15	21	453	13.3	19	70%
GUGGENHEIM HALL									No. of Rooms = 1
GUGG 0001A	110	536	35	15	18	260	7.4	14	53%
MCKEE HALL									No. of Rooms = 3
MCKE 137	110	548	34	16	16	418	12.3	27	46%
MCKE 219	110	462	31	15	18	347	11.2	19	59%
MCKE 220	110	465	31	15	21	339	10.9	18	61%
<i>Average</i>		492	32	15	18		11.5	21	54%
<i>Total</i>		1,475	96			1,104		64	
ROSS HALL									No. of Rooms = 6
ROSS 0275	110	581	35	17	17	700	20.0	41	49%
ROSS 0280	110	650	35	19	24	954	27.3	40	68%
ROSS 0285	110	571	35	16	23	783	22.4	34	66%
ROSS 1160	110	530	35	15	25	975	27.9	39	72%
ROSS 2060	110	942	32	29	24	1,141	35.7	53	68%
ROSS 3275	110	657	32	21	20	787	24.6	39	64%
<i>Average</i>		655	34	19	22		26.2	41	64%
<i>Total</i>		3,930	204			5,340		245	
31 - 35 Capacity Group Summary									
Average		594	33	18	22		22.3	33	67%
Total		10,104	569			12,672		561	
Capacity Group: 36 - 40									No. of Rooms = 33
BEN NIGHORSE CAMPBELL CENTER									No. of Rooms = 1
BNCC 110	110	807	40	20	26	872	21.8	35	62%
CANDELARIA HALL									No. of Rooms = 8
CAND 0025	110	589	40	15	21	736	18.4	34	54%
CAND 0045	110	596	40	15	34	1,269	31.7	36	88%
CAND 0065	110	605	40	15	25	880	22.0	34	65%
CAND 0220	110	603	36	17	24	912	25.3	37	68%
CAND 0260	110	595	40	15	29	1,041	26.0	36	72%
CAND 0280	110	595	40	15	23	732	18.3	32	57%
CAND 1045	110	536	36	15	27	804	22.3	30	74%
CAND 2055	110	598	40	15	29	1,044	26.1	36	73%
<i>Average</i>		590	39	15	26		23.8	34	69%
<i>Total</i>		4,717	312			7,418		275	
FRASIER HALL									No. of Rooms = 2
FRAS 204	110	1,394	40	35	16	206	5.2	13	40%
FRAS 205	110	1,129	40	28	19	565	14.1	30	47%

Classroom Utilization Analysis by Capacity

Room Id	Room Use Code	Assignable Sq. Ft.	No. of Stations	Assignable Sq. Ft. Per Station	Average Enrollment	Weekly Student Contact Hours	Weekly Seat Hours	Weekly Room Hours	Hours in Use Student Station Occupancy %
<i>Average</i>		1,261	40	32	18		9.6	22	45%
<i>Total</i>		2,523	80			771		43	
GUGGENHEIM HALL									No. of Rooms = 1
GUGG 0001	110	684	40	17	30	1,257	31.4	42	75%
GUNTER HALL									No. of Rooms = 4
GUNT 1150	110	661	38	17	24	685	18.0	28	65%
GUNT 2120	110	543	36	15	29	454	12.6	16	81%
GUNT 2180	110	534	36	15	26	349	9.7	15	66%
GUNT 2540	110	871	36	24	23	639	17.7	27	65%
<i>Average</i>		652	37	18	25		14.6	21	68%
<i>Total</i>		2,609	146			2,126		85	
KEPNER HALL									No. of Rooms = 4
KEPN 0040	110	1,188	38	31	22	203	5.3	8	66%
KEPN 1015	110	719	40	18	22	707	17.7	33	54%
KEPN 2005	110	771	40	19	28	45	1.1	2	70%
KEPN 2010	110	773	40	19	30	670	16.7	24	71%
<i>Average</i>		863	40	22	25		10.3	17	62%
<i>Total</i>		3,451	158			1,624		66	
MCKEE HALL									No. of Rooms = 12
MCKE 138	110	547	36	15	22	552	15.3	24	64%
MCKE 141	110	548	37	15	27	644	17.4	24	73%
MCKE 144	110	592	38	16	27	671	17.7	25	71%
MCKE 145	110	592	39	15	22	629	16.1	26	63%
MCKE 146	110	592	39	15	23	811	20.8	35	59%
MCKE 147	110	592	39	15	0	0	0.0	0	0%
MCKE 223	110	1,206	40	30	27	687	17.2	24	72%
MCKE 228	110	572	36	16	25	494	13.7	19	72%
MCKE 229	110	572	36	16	27	976	27.1	36	76%
MCKE 230	110	567	36	16	26	609	16.9	23	73%
MCKE 252	110	569	38	15	20	407	10.7	18	60%
MCKE 253	110	573	36	16	19	518	14.4	25	58%
<i>Average</i>		627	38	17	22		15.6	23	67%
<i>Total</i>		7,521	450			6,998		278	
ROSS HALL									No. of Rooms = 1
ROSS 2270	110	843	39	22	24	876	22.5	36	62%
36 - 40 Capacity Group Summary									
Average		702	38	18	24		17.3	26	66%
Total		23,153	1,265			21,942		861	

Classroom Utilization Analysis by Capacity

Room Id	Room Use Code	Assignable Sq. Ft.	No. of Stations	Assignable Sq. Ft. Per Station	Average Enrollment	Weekly Student Contact Hours	Weekly Seat Hours	Weekly Room Hours	Hours in Use Student Station Occupancy %
Capacity Group: 41 - 45						No. of Rooms = 11			
BUTLER HANCOCK						No. of Rooms = 1			
BTLR 222	110	975	45	22	38	733	16.3	19	86%
CANDELARIA HALL						No. of Rooms = 2			
CAND 0315	110	634	42	15	24	725	17.3	30	58%
CAND 2375	110	638	43	15	27	1,059	24.6	39	63%
<i>Average</i>		636	43	15	26		21.0	35	61%
<i>Total</i>		1,272	85			1,784		69	
GUNTER HALL						No. of Rooms = 1			
GUNT 3000	110	776	44	18	34	720	16.4	20	81%
KEPNER HALL						No. of Rooms = 5			
KEPN 1005	110	741	42	18	25	534	12.7	21	61%
KEPN 1010	110	733	42	17	34	823	19.6	25	79%
KEPN 2025	110	809	42	19	32	963	22.9	30	76%
KEPN 2030	110	809	45	18	34	1,425	31.7	42	75%
KEPN 2040	110	711	44	16	33	1,261	28.7	39	74%
<i>Average</i>		761	43	18	32		23.3	31	74%
<i>Total</i>		3,804	215			5,006		157	
MCKEE HALL						No. of Rooms = 2			
MCKE 135	110	657	44	15	27	1,212	27.5	45	61%
MCKE 221	110	945	44	21	19	801	18.2	42	43%
<i>Average</i>		801	44	18	23		22.9	44	52%
<i>Total</i>		1,602	88			2,013		87	
41 - 45 Capacity Group Summary									
Average		766	43	18	30		21.5	32	67%
Total		8,429	477			10,255		352	
Capacity Group: 46 - 50						No. of Rooms = 13			
BUTLER HANCOCK						No. of Rooms = 3			
BTLR 195	110	961	48	20	23	185	3.8	8	51%
BTLR 196	110	962	48	20	25	228	4.8	9	53%
BTLR 202	110	974	48	20	17	168	3.5	11	33%
<i>Average</i>		966	48	20	22		4.0	9	44%
<i>Total</i>		2,897	144			580		27	
KEPNER HALL						No. of Rooms = 1			
KEPN 1030	110	910	47	19	34	1,327	28.2	38	74%
MCKEE HALL						No. of Rooms = 4			
MCKE 333	110	725	48	15	32	1,266	26.4	39	68%
MCKE 338	110	717	48	15	32	1,052	21.9	34	65%

Classroom Utilization Analysis by Capacity

Room Id	Room Use Code	Assignable Sq. Ft.	No. of Stations	Assignable Sq. Ft. Per Station	Average Enrollment	Weekly Student Contact Hours	Weekly Seat Hours	Weekly Room Hours	Hours in Use Student Station Occupancy %
MCKE 424	110	759	50	15	32	621	12.4	19	65%
MCKE 425	110	721	48	15	28	586	12.2	20	61%
<i>Average</i>		730	49	15	31		18.2	28	65%
<i>Total</i>		2,921	194			3,525		112	
ROSS HALL									
No. of Rooms = 5									
ROSS 0274	110	703	46	15	28	1,272	27.7	45	61%
ROSS 1090	110	765	48	16	35	1,309	27.3	38	72%
ROSS 2090	110	910	48	19	32	1,125	23.4	35	66%
ROSS 2275	110	841	49	17	32	1,221	24.9	38	66%
ROSS 2295	110	703	47	15	34	1,447	30.8	43	72%
<i>Average</i>		784	48	16	32		26.8	40	67%
<i>Total</i>		3,922	238			6,374		199	
46 - 50 Capacity Group Summary									
Average		819	48	17	30		18.9	29	66%
Total		10,650	623			11,805		377	
Capacity Group: 51 - 60									
No. of Rooms = 4									
BUTLER HANCOCK									
No. of Rooms = 1									
BTLR 193	110	1,192	52	23	17	148	2.8	8	36%
CANDELARIA HALL									
No. of Rooms = 2									
CAND 1085	110	872	58	15	32	1,340	23.1	41	56%
CAND 2135	110	875	58	15	33	1,130	19.5	34	57%
<i>Average</i>		874	58	15	33		21.3	38	57%
<i>Total</i>		1,748	116			2,470		75	
ROSS HALL									
No. of Rooms = 1									
ROSS 0090	110	937	60	16	31	1,113	18.6	36	52%
51 - 60 Capacity Group Summary									
Average		969	57	17	28		16.4	30	54%
Total		3,877	228			3,731		119	
Capacity Group: 61 - 75									
No. of Rooms = 4									
GUNTER HALL									
No. of Rooms = 2									
GUNT 2520	110	1,278	70	18	45	2,044	29.2	46	63%
GUNT 2530	110	954	64	15	36	1,416	22.1	37	60%
<i>Average</i>		1,116	67	17	40		25.8	41	62%
<i>Total</i>		2,232	134			3,460		83	
MICHENER LIBRARY									
No. of Rooms = 1									
MICH L074	110	1,000	66	15	53	1,422	21.5	27	80%

Classroom Utilization Analysis by Capacity

Room Id	Room Use Code	Assignable Sq. Ft.	No. of Stations	Assignable Sq. Ft. Per Station	Average Enrollment	Weekly Student Contact Hours	Weekly Seat Hours	Weekly Room Hours	Hours in Use Student Station Occupancy %
ROSS HALL									No. of Rooms = 1
ROSS 1060	110	1,065	71	15	55	2,468	34.8	44	79%
61 - 75 Capacity Group Summary									
Average		1,074	68	16	47		27.1	38	70%
Total		4,297	271			7,350		154	
Capacity Group: 76 - 100									No. of Rooms = 7
CANDELARIA HALL									No. of Rooms = 3
CAND 1220	110	1,181	79	15	60	2,436	30.8	41	75%
CAND 1260	110	1,168	78	15	58	2,324	29.8	40	74%
CAND 2220	110	1,220	81	15	61	2,361	29.1	39	75%
<i>Average</i>		1,190	79	15	59		29.9	40	75%
<i>Total</i>		3,569	238			7,121		120	
FRASIER HALL									No. of Rooms = 1
FRAS 249	110	1,213	81	15	40	988	12.2	21	58%
MICHENER LIBRARY									No. of Rooms = 2
MICH L108	110	1,280	80	16	62	2,418	30.2	39	78%
MICH L174	110	845	89	9	61	2,547	28.6	42	68%
<i>Average</i>		1,062	85	13	61		29.4	41	73%
<i>Total</i>		2,125	169			4,965		81	
ROSS HALL									No. of Rooms = 1
ROSS 0060	110	1,159	77	15	63	2,164	28.1	34	83%
76 - 100 Capacity Group Summary									
Average		1,152	81	14	58		27.0	37	74%
Total		8,065	565			15,238		256	
Capacity Group: 101 - 150									No. of Rooms = 5
GUNTER HALL									No. of Rooms = 1
GUNT 1720	110	2,422	150	16	72	1,938	12.9	27	48%
MCKEE HALL									No. of Rooms = 2
MCKE 150	110	1,774	127	14	80	3,101	24.4	38	64%
MCKE 151	110	1,751	127	14	56	1,937	15.3	34	45%
<i>Average</i>		1,762	127	14	68		19.8	36	55%
<i>Total</i>		3,525	254			5,038		72	
ROSS HALL									No. of Rooms = 2
ROSS 1010	110	2,003	110	18	69	3,278	29.8	46	65%
ROSS 1040	110	1,997	111	18	79	2,333	21.0	27	78%

Classroom Utilization Analysis by Capacity

Room Id	Room Use Code	Assignable Sq. Ft.	No. of Stations	Assignable Sq. Ft. Per Station	Average Enrollment	Weekly Student Contact Hours	Weekly Seat Hours	Weekly Room Hours	Hours in Use Student Station Occupancy %
<i>Average</i>		2,000	111	18	74		25.4	37	70%
<i>Total</i>		4,000	221			5,611		73	
101 - 150 Capacity Group Summary									
Average		1,989	125	16	71		20.1	34	60%
Total		9,947	625			12,587		172	
Capacity Group: 151 - 250								No. of Rooms = 2	
KEPNER HALL								No. of Rooms = 1	
KEPN 2050	110	2,480	196	13	52	919	4.7	17	28%
MICHENER LIBRARY								No. of Rooms = 1	
MICH L110	110	623	230	3	121	2,341	10.2	19	54%
151 - 250 Capacity Group Summary									
Average		1,552	213	8	87		7.7	18	41%
Total		3,103	426			3,260		36	
Capacity Group: 251 and Over								No. of Rooms = 1	
MCKEE HALL								No. of Rooms = 1	
MCKE 152	110	3,686	254	15	127	3,423	13.5	27	50%
CAMPUS									
AVERAGE		820	48	18	30		18.6	28	66%
TOTAL		101,659	6,011			111,781		3,453	
NO. OF ROOMS		124							

Classroom Utilization by Technology Level

Room Id	Room Use Code	Assignable Sq. Ft.	No. of Stations	Assignable Sq. Ft. Per Station	Average Enrollment	Weekly Student Contact Hours	Weekly Seat Hours	Weekly Room Hours	Hours in Use Student Station Occupancy %
Hi-Tech Classrooms						No. of Rooms = 49			
BUTLER HANCOCK						No. of Rooms = 2			
BTLR 193	110	1,192	52	23	17	148	2.8	8	36%
BTLR 202	110	974	48	20	17	168	3.5	11	33%
<i>Average</i>		1,083	50	22	17		3.2	9	34%
<i>Total</i>		2,166	100			316		19	
CANDELARIA HALL						No. of Rooms = 13			
CAND 0025	110	589	40	15	21	736	18.4	34	54%
CAND 0045	110	596	40	15	34	1,269	31.7	36	88%
CAND 0065	110	605	40	15	25	880	22.0	34	65%
CAND 0260	110	595	40	15	29	1,041	26.0	36	72%
CAND 0280	110	595	40	15	23	732	18.3	32	57%
CAND 0315	110	634	42	15	24	725	17.3	30	58%
CAND 0375	110	619	30	21	24	845	28.2	34	83%
CAND 1025	110	529	35	15	27	1,152	32.9	43	77%
CAND 1045	110	536	36	15	27	804	22.3	30	74%
CAND 1220	110	1,181	79	15	60	2,436	30.8	41	75%
CAND 2055	110	598	40	15	29	1,044	26.1	36	73%
CAND 2190	110	857	28	31	20	591	21.1	29	73%
CAND 2375	110	638	43	15	27	1,059	24.6	39	63%
<i>Average</i>		659	41	17	28		25.0	35	70%
<i>Total</i>		8,572	533			13,314		454	
GUNTER HALL						No. of Rooms = 2			
GUNT 1150	110	661	38	17	24	685	18.0	28	65%
GUNT 2180	110	534	36	15	26	349	9.7	15	66%
<i>Average</i>		598	37	16	25		14.0	21	65%
<i>Total</i>		1,195	74			1,034		42	
KEPNER HALL						No. of Rooms = 12			
KEPN 0040	110	1,188	38	31	22	203	5.3	8	66%
KEPN 1015	110	719	40	18	22	707	17.7	33	54%
KEPN 1030	110	910	47	19	34	1,327	28.2	38	74%
KEPN 1040	110	589	28	21	24	244	8.7	10	87%
KEPN 1045	110	618	30	21	24	216	7.2	9	80%
KEPN 2005	110	771	40	19	28	45	1.1	2	70%
KEPN 2010	110	773	40	19	30	670	16.7	24	71%
KEPN 2025	110	809	42	19	32	963	22.9	30	76%
KEPN 2030	110	809	45	18	34	1,425	31.7	42	75%
KEPN 2040	110	711	44	16	33	1,261	28.7	39	74%
KEPN 2045	110	465	25	19	14	135	5.4	8	67%
KEPN 2050	110	2,480	196	13	52	919	4.7	17	28%
<i>Average</i>		903	51	19	29		13.2	22	69%
<i>Total</i>		10,842	615			8,114		259	

Classroom Utilization Analysis by Technology Level

Room Id	Room Use Code	Assignable Sq. Ft.	No. of Stations	Assignable Sq. Ft. Per Station	Average Enrollment	Weekly Student Contact Hours	Weekly Seat Hours	Weekly Room Hours	Hours in Use Student Station Occupancy %
MCKEE HALL									No. of Rooms = 11
MCKE 135	110	657	44	15	27	1,212	27.5	45	61%
MCKE 145	110	592	39	15	22	629	16.1	26	63%
MCKE 146	110	592	39	15	23	811	20.8	35	59%
MCKE 150	110	1,774	127	14	80	3,101	24.4	38	64%
MCKE 151	110	1,751	127	14	56	1,937	15.3	34	45%
MCKE 152	110	3,686	254	15	127	3,423	13.5	27	50%
MCKE 221	110	945	44	21	19	801	18.2	42	43%
MCKE 228	110	572	36	16	25	494	13.7	19	72%
MCKE 229	110	572	36	16	27	976	27.1	36	76%
MCKE 423	110	491	18	27	17	465	25.8	26	99%
MCKE 428	110	800	30	27	16	698	23.3	42	55%
<i>Average</i>		1,130	72	18	40		18.3	34	61%
<i>Total</i>		12,432	794			14,547		369	
MICHENER LIBRARY									No. of Rooms = 1
MICH L108	110	1,280	80	16	62	2,418	30.2	39	78%
ROSS HALL									No. of Rooms = 8
ROSS 0060	110	1,159	77	15	63	2,164	28.1	34	83%
ROSS 0274	110	703	46	15	28	1,272	27.7	45	61%
ROSS 0275	110	581	35	17	17	700	20.0	41	49%
ROSS 2060	110	942	32	29	24	1,141	35.7	53	68%
ROSS 2090	110	910	48	19	32	1,125	23.4	35	66%
ROSS 2270	110	843	39	22	24	876	22.5	36	62%
ROSS 2275	110	841	49	17	32	1,221	24.9	38	66%
ROSS 2295	110	703	47	15	34	1,447	30.8	43	72%
<i>Average</i>		835	47	19	32		26.7	41	66%
<i>Total</i>		6,681	373			9,946		325	
Hi-Tech Classrooms Summary									
Average		881	52	18	32		19.3	31	66%
Total		43,168	2,569			49,688		1,508	
Projector Rooms									No. of Rooms = 44
BUTLER HANCOCK									No. of Rooms = 2
BTLR 195	110	961	48	20	23	185	3.8	8	51%
BTLR 196	110	962	48	20	25	228	4.8	9	53%
<i>Average</i>		962	48	20	24		4.3	8	52%
<i>Total</i>		1,923	96			413		17	
CANDELARIA HALL									No. of Rooms = 4
CAND 0395	110	465	31	15	22	735	23.7	33	72%
CAND 1190	110	1,188	30	40	26	309	10.3	12	86%
CAND 2345	110	527	35	15	28	926	26.5	34	78%
CAND 2395	110	478	32	15	24	789	24.7	33	75%

Classroom Utilization Analysis by Technology Level

Room Id	Room Use Code	Assignable Sq. Ft.	No. of Stations	Assignable Sq. Ft. Per Station	Average Enrollment	Weekly Student Contact Hours	Weekly Seat Hours	Weekly Room Hours	Hours in Use Student Station Occupancy %
<i>Average</i>		664	32	21	25		21.6	28	76%
<i>Total</i>		2,657	128			2,759		112	
FRASIER HALL									
									No. of Rooms = 8
FRAS 026	110	736	30	25	15	342	11.4	21	54%
FRAS 126	110	576	30	19	19	352	11.7	19	62%
FRAS 149	110	417	24	17	15	338	14.1	23	61%
FRAS 168	110	514	34	15	21	453	13.3	19	70%
FRAS 169	110	515	30	17	14	183	6.1	13	47%
FRAS 204	110	1,394	40	35	16	206	5.2	13	40%
FRAS 205	110	1,129	40	28	19	565	14.1	30	47%
FRAS 249	110	1,213	81	15	40	988	12.2	21	58%
<i>Average</i>		812	39	21	20		11.1	20	55%
<i>Total</i>		6,494	309			3,427		159	
GUNTER HALL									
									No. of Rooms = 2
GUNT 3000	110	776	44	18	34	720	16.4	20	81%
GUNT 3460	110	411	27	15	22	393	14.6	15	97%
<i>Average</i>		594	36	16	28		15.7	18	88%
<i>Total</i>		1,187	71			1,113		35	
MCKEE HALL									
									No. of Rooms = 19
MCKE 044E	110	456	15	30	0	0	0.0	0	0%
MCKE 136	110	450	23	20	8	76	3.3	10	33%
MCKE 138	110	547	36	15	22	552	15.3	24	64%
MCKE 139	110	445	30	15	12	135	4.5	12	38%
MCKE 141	110	548	37	15	27	644	17.4	24	73%
MCKE 144	110	592	38	16	27	671	17.7	25	71%
MCKE 147	110	592	39	15	0	0	0.0	0	0%
MCKE 219	110	462	31	15	18	347	11.2	19	59%
MCKE 220	110	465	31	15	21	339	10.9	18	61%
MCKE 230	110	567	36	16	26	609	16.9	23	73%
MCKE 252	110	569	38	15	20	407	10.7	18	60%
MCKE 253	110	573	36	16	19	518	14.4	25	58%
MCKE 254	110	570	30	19	25	642	21.4	26	84%
MCKE 333	110	725	48	15	32	1,266	26.4	39	68%
MCKE 336	110	931	30	31	28	747	24.9	27	92%
MCKE 338	110	717	48	15	32	1,052	21.9	34	65%
MCKE 424	110	759	50	15	32	621	12.4	19	65%
MCKE 425	110	721	48	15	28	586	12.2	20	61%
MCKE 426	110	405	20	20	7	159	7.9	23	34%
<i>Average</i>		584	35	18	20		14.1	20	65%
<i>Total</i>		11,091	664			9,370		386	
MICHENER LIBRARY									
									No. of Rooms = 2
MICH L073	110	398	27	15	25	75	2.8	3	93%
MICH L074	110	1,000	66	15	53	1,422	21.5	27	80%

Classroom Utilization Analysis by Technology Level

Room Id	Room Use Code	Assignable Sq. Ft.	No. of Stations	Assignable Sq. Ft. Per Station	Average Enrollment	Weekly Student Contact Hours	Weekly Seat Hours	Weekly Room Hours	Hours in Use Student Station Occupancy %
<i>Average</i>		699	47	15	39		16.1	15	81%
<i>Total</i>		1,398	93			1,497		30	
ROSS HALL									No. of Rooms = 6
ROSS 0280	110	650	35	19	24	954	27.3	40	68%
ROSS 0285	110	571	35	16	23	783	22.4	34	66%
ROSS 1080	110	349	16	22	11	273	17.1	24	71%
ROSS 1160	110	530	35	15	25	975	27.9	39	72%
ROSS 2260	110	465	24	19	11	311	13.0	27	48%
ROSS 3275	110	657	32	21	20	787	24.6	39	64%
<i>Average</i>		537	30	19	19		23.1	34	65%
<i>Total</i>		3,221	177			4,083		202	
SKINNER MUSIC LIBRARY									No. of Rooms = 1
SKNR 139	110	813	28	29	22	336	12.0	15	80%
Projector Rooms Summary									
Average		654	36	19	22		14.7	22	66%
Total		28,784	1,566			22,997		956	
Smart Classrooms									No. of Rooms = 31
BEN NIGHTHORSE CAMPBELL CENTER									No. of Rooms = 1
BNCC 110	110	807	40	20	26	872	21.8	35	62%
BUTLER HANCOCK									No. of Rooms = 1
BTLR 222	110	975	45	22	38	733	16.3	19	86%
CANDELARIA HALL									No. of Rooms = 9
CAND 0220	110	603	36	17	24	912	25.3	37	68%
CAND 0240	110	586	20	29	11	301	15.1	25	60%
CAND 1065	110	872	35	25	26	1,149	32.8	43	76%
CAND 1085	110	872	58	15	32	1,340	23.1	41	56%
CAND 1260	110	1,168	78	15	58	2,324	29.8	40	74%
CAND 2135	110	875	58	15	33	1,130	19.5	34	57%
CAND 2170	110	732	30	24	21	483	16.1	23	70%
CAND 2220	110	1,220	81	15	61	2,361	29.1	39	75%
CAND 2295	110	778	32	24	23	765	23.9	33	72%
<i>Average</i>		856	48	20	32		25.2	35	68%
<i>Total</i>		7,707	428			10,765		315	
GUGGENHEIM HALL									No. of Rooms = 2
GUGG 0001	110	684	40	17	30	1,257	31.4	42	75%
GUGG 0001A	110	536	35	15	18	260	7.4	14	53%
<i>Average</i>		610	38	16	24		20.2	28	69%
<i>Total</i>		1,220	75			1,517		56	

Classroom Utilization Analysis by Technology Level

Room Id	Room Use Code	Assignable Sq. Ft.	No. of Stations	Assignable Sq. Ft. Per Station	Average Enrollment	Weekly Student Contact Hours	Weekly Seat Hours	Weekly Room Hours	Hours in Use Student Station Occupancy %
GUNTER HALL									No. of Rooms = 6
GUNT 1140	110	817	28	29	17	382	13.6	22	62%
GUNT 1720	110	2,422	150	16	72	1,938	12.9	27	48%
GUNT 2120	110	543	36	15	29	454	12.6	16	81%
GUNT 2520	110	1,278	70	18	45	2,044	29.2	46	63%
GUNT 2530	110	954	64	15	36	1,416	22.1	37	60%
GUNT 2540	110	871	36	24	23	639	17.7	27	65%
<i>Average</i>		1,148	64	20	37		17.9	29	62%
<i>Total</i>		6,885	384			6,872		175	
KEPNER HALL									No. of Rooms = 2
KEPN 1005	110	741	42	18	25	534	12.7	21	61%
KEPN 1010	110	733	42	17	34	823	19.6	25	79%
<i>Average</i>		737	42	18	30		16.2	23	71%
<i>Total</i>		1,474	84			1,357		46	
MCKEE HALL									No. of Rooms = 3
MCKE 137	110	548	34	16	16	418	12.3	27	46%
MCKE 140	110	649	27	24	13	487	18.0	41	44%
MCKE 223	110	1,206	40	30	27	687	17.2	24	72%
<i>Average</i>		801	34	23	18		15.8	31	52%
<i>Total</i>		2,404	101			1,591		92	
MICHENER LIBRARY									No. of Rooms = 2
MICH L110	110	623	230	3	121	2,341	10.2	19	54%
MICH L174	110	845	89	9	61	2,547	28.6	42	68%
<i>Average</i>		734	160	6	91		15.3	31	64%
<i>Total</i>		1,468	319			4,888		61	
ROSS HALL									No. of Rooms = 5
ROSS 0090	110	937	60	16	31	1,113	18.6	36	52%
ROSS 1010	110	2,003	110	18	69	3,278	29.8	46	65%
ROSS 1040	110	1,997	111	18	79	2,333	21.0	27	78%
ROSS 1060	110	1,065	71	15	55	2,468	34.8	44	79%
ROSS 1090	110	765	48	16	35	1,309	27.3	38	72%
<i>Average</i>		1,353	80	17	54		26.3	38	69%
<i>Total</i>		6,767	400			10,501		191	
Smart Classrooms Summary									
Average		958	61	18	38		20.8	32	66%
Total		29,707	1,876			39,096		990	

Classroom Utilization Analysis by Technology Level

Room Id	Room Use Code	Assignable Sq. Ft.	No. of Stations	Assignable Sq. Ft. Per Station	Average Enrollment	Weekly Student Contact Hours	Weekly Seat Hours	Weekly Room Hours	Hours in Use Student Station Occupancy %
CAMPUS									
AVERAGE		820	48	18	30		18.6	28	66%
TOTAL		101,659	6,011			111,781		3,453	
NO. OF ROOMS		124							

Classroom Utilization Analysis – Detail by Room w Graph

UNIVERSITY OF NORTHERN COLORADO

Scheduled Utilization

BUTLER HANCOCK • BTLR 193

Room Use Code: Classroom

Department: Classroom

Average
Enrollment: 17Assignable
Square Feet: 1,192

Capacity: 52

Assignable Sq. Ft.
Per Station: 23Weekly Student
Contact Hours: 148Weekly
Room Hours: 8Hours in Use Student
Station Occupancy: 36%

	MON	TUE	WED	THU	FRI
7:00 AM					
8:00 AM					
9:00 AM					
10:00 AM					
11:00 AM					
12:00 PM					
1:00 PM					
2:00 PM					
3:00 PM					
4:00 PM					
5:00 PM					
6:00 PM					
7:00 PM					
8:00 PM					
9:00 PM					
10:00 PM					

Start Time	End Time	Days	Course		COURSE			SECTION			
					TYPE	WRH	Enroll-ment	WRH	Enroll-ment	WSCH	Student Station Occupancy %
8:00 AM	8:50 AM	MW	SES 488 012	Athletic Training Administration	LEC	2	5	2	5	10	10%
9:30 AM	10:45 AM	TR	CRJ 380 001	Justice Research and Statistics	LEC	3	27	3	27	81	52%
11:00 AM	12:15 PM	TR	CRJ 382 001	Justice Research & Statistics II	LEC	3	19	3	19	57	37%

NOTE: Concurrent sessions are counted as one section; WRH = Weekly Room Hours; WSCH = Weekly Student Contact Hours

UNIVERSITY OF NORTHERN COLORADO

Scheduled Utilization

BUTLER HANCOCK • BTLR 195

Room Use Code: Classroom

Department: Classroom Capacity: 48
 Average Assignable Assignable Sq. Ft.
 Enrollment: 23 Square Feet: 961 Per Station: 20
 Weekly Student Weekly
 Contact Hours: 185 Room Hours: 8 Hours in Use Student
 Station Occupancy: 51%

	MON	TUE	WED	THU	FRI
7:00 AM					
8:00 AM					
9:00 AM					
10:00 AM					
11:00 AM					
12:00 PM					
1:00 PM					
2:00 PM					
3:00 PM					
4:00 PM					
5:00 PM					
6:00 PM					
7:00 PM					
8:00 PM					
9:00 PM					
10:00 PM					

Start Time	End Time	Days	Course		COURSE			SECTION			
					TYPE	WRH	Enroll-ment	WRH	Enroll-ment	WSCH	Student Station Occupancy %
9:05 AM	9:55 AM	MWF	SES 380 003	Prevention and Care of Sports Injurie	LEC	3	36	3	36	108	75%
9:30 AM	10:45 AM	TR	SES 440 006	Developing Pedagogical Skills in Ele	LEC	3	17	3	17	51	35%
11:00 AM	12:15 PM	T	FYE 108 002	UNC"s First Year Experience	LEC	2	17	2	17	26	35%

NOTE: Concurrent sessions are counted as one section; WRH = Weekly Room Hours; WSCH = Weekly Student Contact Hours

UNIVERSITY OF NORTHERN COLORADO

Scheduled Utilization

BUTLER HANCOCK • BTLR 196

Room Use Code: Classroom

Department: Classroom
 Average Enrollment: 25
 Weekly Student Contact Hours: 228
 Assignable Square Feet: 962
 Weekly Room Hours: 9
 Capacity: 48
 Assignable Sq. Ft. Per Station: 20
 Hours in Use Student Station Occupancy: 53%

	MON	TUE	WED	THU	FRI
7:00 AM					
8:00 AM					
9:00 AM					
10:00 AM					
11:00 AM					
12:00 PM					
1:00 PM					
2:00 PM					
3:00 PM					
4:00 PM					
5:00 PM					
6:00 PM					
7:00 PM					
8:00 PM					
9:00 PM					
10:00 PM					

Start Time	End Time	Days	Course		COURSE			SECTION			
					TYPE	WRH	Enroll-ment	WRH	Enroll-ment	WSCH	Student Station Occupancy %
9:05 AM	9:55 AM	MWF	SES 340 003	Planning and Instructional Design	LEC	3	19	3	19	57	40%
10:10 AM	11:00 AM	MWF	SES 487 004	Therapeutic Modalities	LEC	3	11	3	11	33	23%
11:00 AM	12:15 PM	TR	ECON 205 005	Principles of Microeconomics	LEC	3	46	3	46	138	96%

NOTE: Concurrent sessions are counted as one section; WRH = Weekly Room Hours; WSCH = Weekly Student Contact Hours

UNIVERSITY OF NORTHERN COLORADO

Scheduled Utilization

BUTLER HANCOCK • BTLR 202

Room Use Code: Classroom

Department: Classroom Capacity: 48
 Average Enrollment: 17 Assignable Square Feet: 974 Assignable Sq. Ft. Per Station: 20
 Weekly Student Contact Hours: 168 Weekly Room Hours: 11 Hours in Use Student Station Occupancy: 33%

	MON	TUE	WED	THU	FRI
7:00 AM					
8:00 AM					
9:00 AM					
10:00 AM					
11:00 AM					
12:00 PM					
1:00 PM					
2:00 PM					
3:00 PM					
4:00 PM					
5:00 PM					
6:00 PM					
7:00 PM					
8:00 PM					
9:00 PM					
10:00 PM					

					COURSE			SECTION			
Start Time	End Time	Days	Course		TYPE	WRH	Enroll-ment	WRH	Enroll-ment	WSCH	Student Station Occupancy %
9:05 AM	11:00 AM	F	SES 135 002	Rock Climbing	PER	1	17	1	17	14	35%
9:30 AM	10:45 AM	TR	SES 232 003	Leadership in Outdoor Education and	LEC	3	19	3	19	57	40%
10:10 AM	11:00 AM	MW	UNIV 101 003	Foundations for Learning and Develo	LEC	2	20	2	20	40	42%
11:00 AM	12:15 PM	TR	SES 442 103	Developing Pedagogical Skills in Sec	LAB	3	7	3	7	21	15%
1:25 PM	4:15 PM	F	SES 236 001	Technical Rock Climbing	PER	1	19	1	19	21	40%
3:30 PM	5:20 PM	T	SES 125 001	Hiking (1)	PER	1	19	1	19	15	40%

NOTE: Concurrent sessions are counted as one section; WRH = Weekly Room Hours; WSCH = Weekly Student Contact Hours

UNIVERSITY OF NORTHERN COLORADO

Scheduled Utilization

BUTLER HANCOCK • BTLR 222

Room Use Code: Classroom

Department: Classroom
 Average Enrollment: 38
 Weekly Student Contact Hours: 733
 Assignable Square Feet: 975
 Weekly Room Hours: 19
 Capacity: 45
 Assignable Sq. Ft. Per Station: 22
 Hours in Use Student Station Occupancy: 86%

	MON	TUE	WED	THU	FRI
7:00 AM					
8:00 AM					
9:00 AM					
10:00 AM					
11:00 AM					
12:00 PM					
1:00 PM					
2:00 PM					
3:00 PM					
4:00 PM					
5:00 PM					
6:00 PM					
7:00 PM					
8:00 PM					
9:00 PM					
10:00 PM					

Start Time	End Time	Days	Course		COURSE			SECTION			
					TYPE	WRH	Enroll-ment	WRH	Enroll-ment	WSCH	Student Station Occupancy %
9:05 AM	9:55 AM	MWF	ENG 122 012	College Composition	LEC	3	24	3	24	72	53%
9:30 AM	10:45 AM	TR	SES 220 003	Anatomical Kinesiology	LEC	3	43	3	43	129	96%
10:10 AM	11:00 AM	MWF	SES 300 004	Fitness Management	LEC	3	40	3	40	120	89%
11:00 AM	12:15 PM	TR	SES 380 005	Prevention and Care of Sports Injurie	LEC	3	43	3	43	129	96%
11:15 AM	12:05 PM	M	SES 181 005	Introduction to Clinical Athletic Trainin	LEC	1	34	1	34	34	76%
12:30 PM	1:45 PM	TR	SES 300 006	Fitness Management	LEC	3	39	3	39	117	87%
3:30 PM	6:20 PM	W	CRJ 220 001	Policing Systems	LEC	3	44	3	44	132	98%

NOTE: Concurrent sessions are counted as one section; WRH = Weekly Room Hours; WSCH = Weekly Student Contact Hours

UNIVERSITY OF NORTHERN COLORADO

Scheduled Utilization

CANDELARIA HALL • CAND 0025

Room Use Code: Classroom

Department: Classroom Capacity: 40
 Average Enrollment: 21 Assignable Square Feet: 589 Assignable Sq. Ft. Per Station: 15
 Weekly Student Contact Hours: 736 Weekly Room Hours: 34 Hours in Use Student Station Occupancy: 54%

	MON	TUE	WED	THU	FRI
7:00 AM					
8:00 AM					
9:00 AM					
10:00 AM					
11:00 AM					
12:00 PM					
1:00 PM					
2:00 PM					
3:00 PM					
4:00 PM					
5:00 PM					
6:00 PM					
7:00 PM					
8:00 PM					
9:00 PM					
10:00 PM					

Start Time	End Time	Days	Course	COURSE			SECTION			
				TYPE	WRH	Enroll-ment	WRH	Enroll-ment	WSCH	Student Station Occupancy %
8:00 AM	8:50 AM	MTWF	LANG 101 001 Elementary French I	LEC	4	18	4	18	72	45%
9:05 AM	9:55 AM	MWF	COMM 212 001 Professional Speaking	LEC	3	21	3	21	63	53%
10:10 AM	11:00 AM	MTWF	LANG 101 002 Elementary French I	LEC	4	24	4	24	96	60%
11:00 AM	12:15 PM	TR	GEOG 315 001 Resource Management	LEC	3	27	3	27	81	68%
11:15 AM	12:05 PM	MWF	LANG 201 001 Intermediate Spanish I	LEC	3	26	3	26	78	65%
12:20 PM	1:10 PM	MW	UNIV 101 011 Foundations for Learning and Develo	LEC	2	11	2	11	22	28%
12:30 PM	1:45 PM	TR	LANG 411 001 La Revolution Francaise	LEC	3	14	3	14	42	35%
1:25 PM	2:15 PM	MWF	LANG 201 002 Intermediate Spanish I	LEC	3	25	3	25	75	63%
2:00 PM	3:15 PM	TR	ANT 313 001 Modernization and Development	LEC	3	24	3	24	72	60%
2:30 PM	3:20 PM	MWF	MIND 100 003 The First Year Preceptorial	LEC	3	22	3	22	66	55%
3:35 PM	4:50 PM	MW	JMC 380 001 Public Relations	LEC	3	23	3	23	69	58%

NOTE: Concurrent sessions are counted as one section; WRH = Weekly Room Hours; WSCH = Weekly Student Contact Hours

UNIVERSITY OF NORTHERN COLORADO

Scheduled Utilization

CANDELARIA HALL • CAND 0045

Room Use Code: Classroom

Department: Classroom Capacity: 40
 Average Enrollment: 34 Assignable Square Feet: 596 Assignable Sq. Ft. Per Station: 15
 Weekly Student Contact Hours: 1,269 Weekly Room Hours: 36 Hours in Use Student Station Occupancy: 88%

	MON	TUE	WED	THU	FRI
7:00 AM					
8:00 AM					
9:00 AM					
10:00 AM					
11:00 AM					
12:00 PM					
1:00 PM					
2:00 PM					
3:00 PM					
4:00 PM					
5:00 PM					
6:00 PM					
7:00 PM					
8:00 PM					
9:00 PM					
10:00 PM					

					COURSE			SECTION			
Start Time	End Time	Days	Course		TYPE	WRH	Enroll-ment	WRH	Enroll-ment	WSCH	Student Station Occupancy %
8:00 AM	8:50 AM	MWF	MATH 120 002	Mathematics and Liberal Arts	LEC	3	39	3	39	117	98%
9:05 AM	9:55 AM	MTWF	MATH 124 003	College Algebra	LEC	4	38	4	38	152	95%
9:30 AM	10:45 AM	TR	ANT 222 001	Prehistoric Art	LEC	3	25	3	25	75	63%
10:10 AM	11:00 AM	MWF	CRJ 230 001	Judicial Process	LEC	3	40	3	40	120	100%
11:00 AM	12:15 PM	TR	ENG 353 001	The Eighteenth Century (1714-1789)	LEC	3	37	3	37	111	93%
11:15 AM	12:05 PM	MTWF	MATH 124 005	College Algebra	LEC	4	38	4	38	152	95%
12:20 PM	1:10 PM	MTWR	CIE 069 700	Low-Advanced Reading/Vocabulary	LEC	2	14	2	14	28	35%
12:30 PM	1:45 PM	TR	STAT 150 206	Introduction to Statistical Analysis	LEC	3	35	3	35	105	88%
1:25 PM	2:15 PM	MWF	STAT 150 207	Introduction to Statistical Analysis	LEC	3	39	3	39	117	98%
2:00 PM	3:15 PM	TR	STAT 150 208	Introduction to Statistical Analysis	LEC	3	39	3	39	117	98%
2:30 PM	3:20 PM	MWF	STAT 150 228	Introduction to Statistical Analysis	LEC	3	40	3	40	120	100%
3:30 PM	4:45 PM	TR	STAT 150 209	Introduction to Statistical Analysis	LEC	3	37	3	37	111	93%
7:00 PM	9:00 PM	T	TESL 401 001	TESL Practicum	PRA	2	17	2	17	34	43%

NOTE: Concurrent sessions are counted as one section; WRH = Weekly Room Hours; WSCH = Weekly Student Contact Hours

UNIVERSITY OF NORTHERN COLORADO

Scheduled Utilization

CANDELARIA HALL • CAND 0065

Room Use Code: Classroom

Department: Classroom Capacity: 40
 Average Enrollment: 25 Assignable Square Feet: 605 Assignable Sq. Ft. Per Station: 15
 Weekly Student Contact Hours: 880 Weekly Room Hours: 34 Hours in Use Student Station Occupancy: 65%

	MON	TUE	WED	THU	FRI
7:00 AM					
8:00 AM					
9:00 AM					
10:00 AM					
11:00 AM					
12:00 PM					
1:00 PM					
2:00 PM					
3:00 PM					
4:00 PM					
5:00 PM					
6:00 PM					
7:00 PM					
8:00 PM					
9:00 PM					
10:00 PM					

Start Time	End Time	Days	Course	COURSE			SECTION			
				TYPE	WRH	Enrollment	WRH	Enrollment	WSCH	Student Station Occupancy %
8:00 AM	8:50 AM	MW	UNIV 101 007 Foundations for Learning and Develo	LEC	2	18	2	18	36	45%
9:05 AM	9:55 AM	MWF	MATH 283 003 Fundamental Mathematics III: Geome	LEC	3	34	3	34	102	85%
9:30 AM	10:45 AM	TR	PSCI 301 001 Electoral Politics in the United States	LEC	3	39	3	39	117	98%
10:10 AM	11:00 AM	MWF	ENG 122 019 College Composition	LEC	3	25	3	25	75	63%
11:00 AM	12:15 PM	TR	ENG 122 023 College Composition	LEC	3	25	3	25	75	63%
11:15 AM	12:05 PM	MWF	ENG 211 001 Survey of American Literature	LEC	3	19	3	19	57	48%
12:20 PM	1:10 PM	MTWR	CIE 079 700 High-Advanced Reading/Vocabulary	LEC	2	5	2	5	10	13%
12:30 PM	1:45 PM	TR	ENG 122 035 College Composition	LEC	3	25	3	25	75	63%
2:00 PM	3:15 PM	TR	ENG 204 001 Literature about Childhood and Adole	LEC	3	35	3	35	105	88%
2:30 PM	3:20 PM	MWF	ENG 374 001 American Diaspora and Globalization	LEC	3	40	3	40	120	100%
3:30 PM	4:45 PM	TR	ENG 345 001 Literary Theory and Criticism	LEC	3	11	3	11	33	28%
3:35 PM	4:25 PM	MWF	ENG 122 054 College Composition	LEC	3	25	3	25	75	63%

NOTE: Concurrent sessions are counted as one section; WRH = Weekly Room Hours; WSCH = Weekly Student Contact Hours

UNIVERSITY OF NORTHERN COLORADO

Scheduled Utilization

CANDELARIA HALL • CAND 0220

Room Use Code: Classroom

Department: Classroom Capacity: 36
 Average Enrollment: 24 Assignable Square Feet: 603 Assignable Sq. Ft. Per Station: 17
 Weekly Student Contact Hours: 912 Weekly Room Hours: 37 Hours in Use Student Station Occupancy: 68%

	MON	TUE	WED	THU	FRI
7:00 AM					
8:00 AM					
9:00 AM					
10:00 AM					
11:00 AM					
12:00 PM					
1:00 PM					
2:00 PM					
3:00 PM					
4:00 PM					
5:00 PM					
6:00 PM					
7:00 PM					
8:00 PM					
9:00 PM					
10:00 PM					

Start Time	End Time	Days	Course	COURSE			SECTION			
				TYPE	WRH	Enrollment	WRH	Enrollment	WSCH	Student Station Occupancy %
8:00 AM	8:50 AM	MTWR	CIE 056 701 High-Intermediate Speaking/Listening	LEC	2	17	2	17	34	47%
8:00 AM	8:50 AM	MTWR	CIE 056 700 High-Intermediate Speaking/Listening	LEC	2	11	2	11	22	31%
9:05 AM	9:55 AM	MWF	ENG 122 010 College Composition	LEC	3	25	3	25	75	69%
10:10 AM	11:00 AM	MWF	SOSC 300 002 Social Science and Historical Perspe	LEC	3	37	3	37	111	103%
11:00 AM	12:15 PM	TR	COMM 410 001 Communication & Technology	LEC	3	23	3	23	69	64%
11:15 AM	12:05 PM	MWF	SOSC 300 003 Social Science and Historical Perspe	LEC	3	33	3	33	99	92%
12:20 PM	1:10 PM	MTWR	CIE 039 700 High-Basic Reading and Vocabulary	LEC	2	7	2	7	14	19%
1:25 PM	2:15 PM	MWF	ECON 305 001 Intermediate Microeconomics	LEC	3	29	3	29	87	81%
2:00 PM	3:15 PM	TR	COMM 223 001 Intercultural Communication	LEC	3	35	3	35	105	97%
2:30 PM	3:20 PM	MWF	ENG 123 018 College Research Paper	LEC	3	25	3	25	75	69%
3:30 PM	4:45 PM	TR	COMM 330 003 Small Group Communication	LEC	3	32	3	32	96	89%
3:35 PM	4:25 PM	MWF	LANG 301 001 Germany and the Germans I	LEC	3	14	3	14	42	39%
5:00 PM	8:00 PM	R	LANG 455 001 Spanish Readings	LEC	3	12	3	12	36	33%
5:00 PM	8:00 PM	W	LANG 321 001 Spanish Civilization and Culture	LEC	3	27	3	27	81	75%

NOTE: Concurrent sessions are counted as one section; WRH = Weekly Room Hours; WSCH = Weekly Student Contact Hours

UNIVERSITY OF NORTHERN COLORADO

Scheduled Utilization

CANDELARIA HALL • CAND 0240

Room Use Code: Classroom

Department: Classroom Capacity: 20
 Average Assignable Assignable Sq. Ft.
 Enrollment: 11 Square Feet: 586 Per Station: 29
 Weekly Student Weekly
 Contact Hours: 301 Room Hours: 25 Hours in Use Student
 Station Occupancy: 60%

	MON	TUE	WED	THU	FRI
7:00 AM					
8:00 AM					
9:00 AM					
10:00 AM					
11:00 AM					
12:00 PM					
1:00 PM					
2:00 PM					
3:00 PM					
4:00 PM					
5:00 PM					
6:00 PM					
7:00 PM					
8:00 PM					
9:00 PM					
10:00 PM					

					COURSE			SECTION			
Start Time	End Time	Days	Course		TYPE	WRH	Enroll-ment	WRH	Enroll-ment	WSCH	Student Station Occupancy %
8:00 AM	8:50 AM	MTWR	CIE 076 701	High-Advanced Speaking/Listening	LEC	2	11	2	11	22	55%
8:00 AM	8:55 AM	MTWR	CIE 086 700	Grad Oral Presentation	LEC	2	5	2	5	10	25%
9:05 AM	9:55 AM	MTWR	CIE 067 701	Low-Advanced Writing	LEC	2	13	2	13	26	65%
9:05 AM	9:55 AM	MTWR	CIE 047 700	Low-Intermediate Writing	LEC	2	10	2	10	20	50%
11:15 AM	12:05 PM	MWF	LANG 301 001	Spanish Grammar	LEC	3	17	3	17	51	85%
12:20 PM	1:10 PM	MTWR	CIE 059 701	High-Intermediate Reading/Vocabular	LEC	2	7	2	7	14	35%
12:20 PM	1:10 PM	MTWR	CIE 059 700	High-Intermediate Reading/Vocabular	LEC	2	10	2	10	20	50%
2:30 PM	3:20 PM	MWF	ECON 475 001	Contemporary Economic Problems	LEC	3	13	3	13	39	65%
3:35 PM	6:35 PM	M	SOC 532 001	Social Psychology and Group Dynami	SEM	3	16	3	16	48	80%
3:35 PM	6:35 PM	W	TED 341 001	Methods of Teaching in the Secondar	LEC	3	15	3	15	45	75%
6:30 PM	7:20 PM	R	SOC 590 001	Proseminar	SEM	1	6	1	6	6	30%

NOTE: Concurrent sessions are counted as one section; WRH = Weekly Room Hours; WSCH = Weekly Student Contact Hours

UNIVERSITY OF NORTHERN COLORADO

Scheduled Utilization

CANDELARIA HALL • CAND 0260

Room Use Code: Classroom

Department: Classroom
 Average Enrollment: 29
 Weekly Student Contact Hours: 1,041
 Capacity: 40
 Assignable Square Feet: 595
 Weekly Room Hours: 36
 Assignable Sq. Ft. Per Station: 15
 Hours in Use Student Station Occupancy: 72%

	MON	TUE	WED	THU	FRI
7:00 AM					
8:00 AM					
9:00 AM					
10:00 AM					
11:00 AM					
12:00 PM					
1:00 PM					
2:00 PM					
3:00 PM					
4:00 PM					
5:00 PM					
6:00 PM					
7:00 PM					
8:00 PM					
9:00 PM					
10:00 PM					

					COURSE			SECTION			
Start Time	End Time	Days	Course		TYPE	WRH	Enroll-ment	WRH	Enroll-ment	WSCH	Student Station Occupancy %
8:00 AM	8:50 AM	MWF	ENG 131 002	Introduction to Literature	LEC	3	29	3	29	87	73%
8:00 AM	9:15 AM	TR	CRJ 220 002	Policing Systems	LEC	3	19	3	19	57	48%
9:05 AM	9:55 AM	MWF	MAS 110 001	Contemporary Chicano Literature	LEC	3	28	3	28	84	70%
9:30 AM	10:45 AM	TR	ASL 201 003	American Sign Language III	LEC	3	17	3	17	51	43%
10:10 AM	11:00 AM	MWF	ENG 123 010	College Research Paper	LEC	3	24	3	24	72	60%
11:00 AM	12:15 PM	TR	ENG 122 022	College Composition	LEC	3	25	3	25	75	63%
11:15 AM	12:05 PM	MWF	COMM 220 001	Interpersonal Communication	LEC	3	34	3	34	102	85%
12:30 PM	1:45 PM	TR	MATH 125 006	Plane Trigonometry	LEC	3	22	3	22	66	55%
1:25 PM	2:15 PM	MWF	MATH 120 027	Mathematics and Liberal Arts	LEC	3	41	3	41	123	103%
2:30 PM	3:20 PM	MWF	CRJ 230 002	Judicial Process	LEC	3	39	3	39	117	98%
3:30 PM	4:45 PM	TR	FILM 120 005	Introduction to Film	LEC	3	35	3	35	105	88%
3:35 PM	4:50 PM	MW	COMM 220 003	Interpersonal Communication	LEC	3	34	3	34	102	85%

NOTE: Concurrent sessions are counted as one section; WRH = Weekly Room Hours; WSCH = Weekly Student Contact Hours

UNIVERSITY OF NORTHERN COLORADO

Scheduled Utilization

CANDELARIA HALL • CAND 0280

Room Use Code: Classroom

Department: Classroom Capacity: 40
 Average Assignable Assignable Sq. Ft.
 Enrollment: 23 Square Feet: 595 Per Station: 15
 Weekly Student Weekly
 Contact Hours: 732 Room Hours: 32 Hours in Use Student
 Station Occupancy: 57%

	MON	TUE	WED	THU	FRI
7:00 AM					
8:00 AM					
9:00 AM					
10:00 AM					
11:00 AM					
12:00 PM					
1:00 PM					
2:00 PM					
3:00 PM					
4:00 PM					
5:00 PM					
6:00 PM					
7:00 PM					
8:00 PM					
9:00 PM					
10:00 PM					

Start Time	End Time	Days	Course		COURSE			SECTION			
					TYPE	WRH	Enroll-ment	WRH	Enroll-ment	WSCH	Student Station Occupancy %
8:00 AM	8:50 AM	MWF	LANG 341 001	Mexican and Mexican American Civili	LEC	3	30	3	30	90	75%
9:05 AM	9:55 AM	MTWF	LANG 101 001	Elementary German I	LEC	4	24	4	24	96	60%
10:10 AM	11:00 AM	MWF	LANG 311 001	German Civilization and Literature Su	LEC	3	15	3	15	45	38%
11:15 AM	12:05 PM	MWF	LANG 411 001	Germany Then and Now	LEC	3	13	3	13	39	33%
12:20 PM	1:10 PM	MTWF	LANG 101 003	Elementary German I	LEC	4	15	4	15	60	38%
1:25 PM	2:15 PM	MWF	LANG 450 001	Masterpieces of Spanish Literature	LEC	3	24	3	24	72	60%
2:30 PM	3:20 PM	MWF	LANG 201 001	Intermediate German I	LEC	3	20	3	20	60	50%
3:30 PM	4:45 PM	TR	TESL 370 002	Teaching English Language Learners	LEC	3	29	3	29	87	73%
3:35 PM	4:50 PM	MW	TESL 370 003	Teaching English Language Learners	LEC	3	29	3	29	87	73%
5:00 PM	6:15 PM	TR	PSCI 240 001	Globalization	LEC	3	32	3	32	96	80%

NOTE: Concurrent sessions are counted as one section; WRH = Weekly Room Hours; WSCH = Weekly Student Contact Hours

Classroom Utilization Analysis – Detail by Room w Graph

UNIVERSITY OF NORTHERN COLORADO

Scheduled Utilization

CANDELARIA HALL • CAND 0315

Room Use Code: Classroom

Department: Classroom

Average
Enrollment: 24Assignable
Square Feet: 634

Capacity: 42

Assignable Sq. Ft.
Per Station: 15Weekly Student
Contact Hours: 725Weekly
Room Hours: 30Hours in Use Student
Station Occupancy: 58%

	MON	TUE	WED	THU	FRI
7:00 AM					
8:00 AM					
9:00 AM					
10:00 AM					
11:00 AM					
12:00 PM					
1:00 PM					
2:00 PM					
3:00 PM					
4:00 PM					
5:00 PM					
6:00 PM					
7:00 PM					
8:00 PM					
9:00 PM					
10:00 PM					

					COURSE			SECTION			
Start Time	End Time	Days	Course		TYPE	WRH	Enroll-ment	WRH	Enroll-ment	WSCH	Student Station Occupancy %
9:05 AM	9:55 AM	MTWRF	LANG 102 002	Elementary Spanish II	LEC	5	26	5	26	130	62%
10:10 AM	11:00 AM	MWF	MAS 395 001	Topics in Gender Issues	LEC	3	11	3	11	33	26%
11:00 AM	12:15 PM	TR	LANG 201 003	Intermediate Spanish I	LEC	3	25	3	25	75	60%
11:15 AM	12:05 PM	MWF	HISP 102 001	Hispanic Cultures in the United State	LEC	3	24	3	24	72	57%
12:20 PM	1:10 PM	MWF	LANG 301 002	Spanish Grammar	LEC	3	21	3	21	63	50%
1:25 PM	2:15 PM	MTWRF	LANG 102 003	Elementary Spanish II	LEC	5	23	5	23	115	55%
2:30 PM	3:20 PM	MWF	MATH 120 008	Mathematics and Liberal Arts	LEC	3	39	3	39	117	93%
5:00 PM	7:05 PM	MW	LANG 101 007	Elementary Spanish I	LEC	5	24	5	24	120	57%

NOTE: Concurrent sessions are counted as one section; WRH = Weekly Room Hours; WSCH = Weekly Student Contact Hours

UNIVERSITY OF NORTHERN COLORADO

Scheduled Utilization

CANDELARIA HALL • CAND 0375

Room Use Code: Classroom

Department: Classroom Capacity: 30
 Average Assignable Assignable Sq. Ft.
 Enrollment: 24 Square Feet: 619 Per Station: 21
 Weekly Student Weekly
 Contact Hours: 845 Room Hours: 34 Hours in Use Student
 Station Occupancy: 83%

	MON	TUE	WED	THU	FRI
7:00 AM					
8:00 AM					
9:00 AM					
10:00 AM					
11:00 AM					
12:00 PM					
1:00 PM					
2:00 PM					
3:00 PM					
4:00 PM					
5:00 PM					
6:00 PM					
7:00 PM					
8:00 PM					
9:00 PM					
10:00 PM					

Start Time	End Time	Days	Course	COURSE			SECTION			
				TYPE	WRH	Enroll-ment	WRH	Enroll-ment	WSCH	Student Station Occupancy %
9:05 AM	9:55 AM	MTWRF	LANG 101 002 Elementary Spanish I	LEC	5	29	5	29	145	97%
10:10 AM	11:00 AM	MWF	LANG 103 001 Spanish for Professionals	LEC	3	24	3	24	72	80%
11:15 AM	12:05 PM	MTWRF	LANG 101 003 Elementary Spanish I	LEC	5	27	5	27	135	90%
12:20 PM	1:10 PM	MTWRF	LANG 101 004 Elementary Spanish I	LEC	5	29	5	29	145	97%
1:25 PM	2:15 PM	MTWRF	LANG 101 005 Elementary Spanish I	LEC	5	29	5	29	145	97%
2:30 PM	3:20 PM	MWF	LANG 202 001 Intermediate Spanish II	LEC	3	15	3	15	45	50%
3:35 PM	4:25 PM	MWF	LANG 305 002 Introduction to Hispanic Linguistics	LEC	3	16	3	16	48	53%
4:40 PM	5:30 PM	MTWRF	LANG 101 006 Elementary Spanish I	LEC	5	22	5	22	110	73%

NOTE: Concurrent sessions are counted as one section; WRH = Weekly Room Hours; WSCH = Weekly Student Contact Hours

UNIVERSITY OF NORTHERN COLORADO

Scheduled Utilization

CANDELARIA HALL • CAND 0395

Room Use Code: Classroom

Department: Classroom Capacity: 31
 Average Enrollment: 22 Assignable Square Feet: 465 Assignable Sq. Ft. Per Station: 15
 Weekly Student Contact Hours: 735 Weekly Room Hours: 33 Hours in Use Student Station Occupancy: 72%

	MON	TUE	WED	THU	FRI
7:00 AM					
8:00 AM					
9:00 AM					
10:00 AM					
11:00 AM					
12:00 PM					
1:00 PM					
2:00 PM					
3:00 PM					
4:00 PM					
5:00 PM					
6:00 PM					
7:00 PM					
8:00 PM					
9:00 PM					
10:00 PM					

Start Time	End Time	Days	Course	COURSE			SECTION			
				TYPE	WRH	Enrollment	WRH	Enrollment	WSCH	Student Station Occupancy %
9:30 AM	10:45 AM	TR	TESL 350 001 Second Language Acquisition	LEC	3	27	3	27	81	87%
10:10 AM	11:00 AM	MWF	GEOG 344 001 Asia: Special Topics	LEC	3	30	3	30	90	97%
11:00 AM	12:15 PM	TR	MIND 100 007 The First Year Preceptorial	LEC	3	24	3	24	72	77%
12:20 PM	1:10 PM	MWF	LANG 311 001 French Civilization and Literature Sur	LEC	3	13	3	13	39	42%
12:30 PM	1:45 PM	TR	ENG 123 015 College Research Paper	LEC	3	24	3	24	72	77%
1:25 PM	2:15 PM	MWF	LANG 304 001 Introduction to Hispanic Literature	LEC	3	27	3	27	81	87%
2:00 PM	3:15 PM	TR	ENG 122 042 College Composition	LEC	3	25	3	25	75	81%
2:30 PM	3:20 PM	MWF	MIND 100 004 The First Year Preceptorial	LEC	3	20	3	20	60	65%
3:30 PM	4:45 PM	TR	ANT 200 001 Applied Anthropology	LEC	3	25	3	25	75	81%
3:35 PM	4:25 PM	MWF	ENG 420 001 Special Topics in Creative and Profes	LEC	3	25	3	25	75	81%
5:15 PM	6:35 PM	TR	ENST 390 001 Sustainable Built Environment	LEC	3	5	3	5	15	16%

NOTE: Concurrent sessions are counted as one section; WRH = Weekly Room Hours; WSCH = Weekly Student Contact Hours

UNIVERSITY OF NORTHERN COLORADO

Scheduled Utilization

CANDELARIA HALL • CAND 1025

Room Use Code: Classroom

Department: Classroom Capacity: 35
 Average Assignable Assignable Sq. Ft.
 Enrollment: 27 Square Feet: 529 Per Station: 15
 Weekly Student Weekly
 Contact Hours: 1.152 Room Hours: 43 Hours in Use Student
 Station Occupancy: 77%

	MON	TUE	WED	THU	FRI
7:00 AM					
8:00 AM					
9:00 AM					
10:00 AM					
11:00 AM					
12:00 PM					
1:00 PM					
2:00 PM					
3:00 PM					
4:00 PM					
5:00 PM					
6:00 PM					
7:00 PM					
8:00 PM					
9:00 PM					
10:00 PM					

					COURSE			SECTION			
Start Time	End Time	Days	Course		TYPE	WRH	Enroll-ment	WRH	Enroll-ment	WSCH	Student Station Occupancy %
8:00 AM	9:15 AM	TR	ECON 362 001	Economic History of the United State	LEC	3	28	3	28	84	80%
9:05 AM	9:55 AM	MWF	ECON 303 001	Intermediate Macroeconomics	LEC	3	31	3	31	93	89%
9:30 AM	10:45 AM	TR	COMM 221 001	Nonverbal Communication	LEC	3	35	3	35	105	100%
10:10 AM	11:00 AM	MWF	COMM 331 001	Organizational Communication	LEC	3	36	3	36	108	103%
11:00 AM	12:15 PM	TR	AFS 240 001	Dynamics of Racism	LEC	3	17	3	17	51	49%
11:15 AM	12:05 PM	MTWF	LANG 101 002	Elementary German I	LEC	4	21	4	21	84	60%
12:20 PM	1:10 PM	MWF	COMM 343 001	Persuasion	LEC	3	35	3	35	105	100%
12:30 PM	1:45 PM	TR	ENG 122 033	College Composition	LEC	3	25	3	25	75	71%
1:25 PM	2:15 PM	MWF	JMC 495 001	Television Criticism	LEC	3	23	3	23	69	66%
2:00 PM	3:15 PM	TR	AFS 205 001	Survey of African American Literature	LEC	3	18	3	18	54	51%
2:30 PM	3:20 PM	MWF	COMM 102 003	Introduction to Communication	LEC	3	37	3	37	111	106%
3:30 PM	4:45 PM	TR	AFS 310 001	African Americans and U.S. Educatio	LEC	3	18	3	18	54	51%
3:35 PM	6:35 PM	M	TESL 380 001	Introduction to Linguistics for ESL/LD	LEC	3	30	3	30	90	86%
6:00 PM	9:00 PM	T	COMM 461 002	Communication Through Illness, Grief	SEM	3	23	3	23	69	66%

NOTE: Concurrent sessions are counted as one section; WRH = Weekly Room Hours; WSCH = Weekly Student Contact Hours

UNIVERSITY OF NORTHERN COLORADO

Scheduled Utilization

CANDELARIA HALL • CAND 1045

Room Use Code: Classroom

Department: Classroom Capacity: 36
 Average Enrollment: 27 Assignable Square Feet: 536 Assignable Sq. Ft. Per Station: 15
 Weekly Student Contact Hours: 804 Weekly Room Hours: 30 Hours in Use Student Station Occupancy: 74%

	MON	TUE	WED	THU	FRI
7:00 AM					
8:00 AM					
9:00 AM					
10:00 AM					
11:00 AM					
12:00 PM					
1:00 PM					
2:00 PM					
3:00 PM					
4:00 PM					
5:00 PM					
6:00 PM					
7:00 PM					
8:00 PM					
9:00 PM					
10:00 PM					

					COURSE			SECTION			
Start Time	End Time	Days	Course		TYPE	WRH	Enroll-ment	WRH	Enroll-ment	WSCH	Student Station Occupancy %
9:05 AM	9:55 AM	MWF	ENG 123 007	College Research Paper	LEC	3	25	3	25	75	69%
10:10 AM	11:00 AM	MWF	LANG 201 001	Intermediate French I	LEC	3	21	3	21	63	58%
11:00 AM	12:15 PM	TR	COMM 102 002	Introduction to Communication	LEC	3	37	3	37	111	103%
11:15 AM	12:05 PM	MWF	ANT 355 001	Anthropology of Health and Healing	LEC	3	29	3	29	87	81%
12:20 PM	1:10 PM	MWF	SOC 351 001	Classical Social Theory	LEC	3	30	3	30	90	83%
12:30 PM	1:45 PM	TR	COMM 201 002	Inquiry in Communication	LEC	3	32	3	32	96	89%
1:25 PM	2:15 PM	MWF	COMM 212 002	Professional Speaking	LEC	3	17	3	17	51	47%
2:30 PM	3:20 PM	MWF	ENG 123 019	College Research Paper	LEC	3	27	3	27	81	75%
3:30 PM	4:45 PM	TR	COMM 221 002	Nonverbal Communication	LEC	3	35	3	35	105	97%
3:35 PM	4:50 PM	MW	COMM 461 001	Seminar in Communication	SEM	3	15	3	15	45	42%

NOTE: Concurrent sessions are counted as one section; WRH = Weekly Room Hours; WSCH = Weekly Student Contact Hours

UNIVERSITY OF NORTHERN COLORADO

Scheduled Utilization

CANDELARIA HALL • CAND 1065

Room Use Code: Classroom

Department: Classroom Capacity: 35
 Average Assignable Assignable Sq. Ft.
 Enrollment: 26 Square Feet: 872 Per Station: 25
 Weekly Student Weekly
 Contact Hours: 1.149 Room Hours: 43 Hours in Use Student
 Station Occupancy: 76%

	MON	TUE	WED	THU	FRI
7:00 AM					
8:00 AM					
9:00 AM					
10:00 AM					
11:00 AM					
12:00 PM					
1:00 PM					
2:00 PM					
3:00 PM					
4:00 PM					
5:00 PM					
6:00 PM					
7:00 PM					
8:00 PM					
9:00 PM					
10:00 PM					

					COURSE			SECTION			
Start Time	End Time	Days	Course		TYPE	WRH	Enroll-ment	WRH	Enroll-ment	WSCH	Student Station Occupancy %
8:00 AM	8:50 AM	MTWR	CIE 046 701	Low-Intermediate Speaking/Listening	LEC	2	1	2	1	2	3%
8:00 AM	8:50 AM	MTWR	CIE 046 700	Low-Intermediate Speaking/Listening	LEC	2	11	2	11	22	31%
9:05 AM	9:55 AM	MWF	COMM 324 001	Family Communication	LEC	3	33	3	33	99	94%
9:30 AM	10:45 AM	TR	COMM 102 001	Introduction to Communication	LEC	3	36	3	36	108	103%
10:10 AM	11:00 AM	MWF	COMM 201 001	Inquiry in Communication	LEC	3	35	3	35	105	100%
11:00 AM	12:15 PM	TR	MAS 280 001	Topics in Chicana/Chicano Art and C	LEC	3	23	3	23	69	66%
11:15 AM	12:05 PM	MWF	LANG 456 001	Spanish and Latin American Short St	LEC	3	15	3	15	45	43%
12:20 PM	1:10 PM	MWF	COMM 220 002	Interpersonal Communication	LEC	3	35	3	35	105	100%
12:30 PM	1:45 PM	TR	COMM 491 001	Communication Theory Capstone	LEC	3	38	3	38	114	109%
1:25 PM	2:15 PM	MWF	CRJ 470 002	Justice Professionalism and Ethics	LEC	3	28	3	28	84	80%
2:00 PM	3:15 PM	TR	COMM 343 002	Persuasion	LEC	3	34	3	34	102	97%
2:30 PM	3:20 PM	MWF	ENG 122 047	College Composition	LEC	3	24	3	24	72	69%
3:30 PM	4:45 PM	TR	HIST 225 001	Latina/Latino History	LEC	3	17	3	27	81	77%
3:30 PM	4:45 PM	TR	MAS 225 001	Latina/Latino History	LEC	3	10				
3:35 PM	4:50 PM	MW	CRJ 410 001	Comparative Justice Systems	LEC	3	32	3	32	96	91%
6:00 PM	9:00 PM	M	COMM 561 001	Seminar in Speech Communication	SEM	3	15	3	15	45	43%

NOTE: Concurrent sessions are counted as one section; WRH = Weekly Room Hours; WSCH = Weekly Student Contact Hours

UNIVERSITY OF NORTHERN COLORADO

Scheduled Utilization

CANDELARIA HALL • CAND 1085

Room Use Code: Classroom

Department: Classroom Capacity: 58
 Average Enrollment: 32 Assignable Square Feet: 872 Assignable Sq. Ft. Per Station: 15
 Weekly Student Contact Hours: 1,340 Weekly Room Hours: 41 Hours in Use Student Station Occupancy: 56%

	MON	TUE	WED	THU	FRI
7:00 AM					
8:00 AM					
9:00 AM					
10:00 AM					
11:00 AM					
12:00 PM					
1:00 PM					
2:00 PM					
3:00 PM					
4:00 PM					
5:00 PM					
6:00 PM					
7:00 PM					
8:00 PM					
9:00 PM					
10:00 PM					

					COURSE			SECTION			
Start Time	End Time	Days	Course		TYPE	WRH	Enroll-ment	WRH	Enroll-ment	WSCH	Student Station Occupancy %
8:00 AM	8:50 AM	MWF	SOC 100 001	Principles of Sociology	LEC	3	34	3	34	102	59%
8:00 AM	9:15 AM	TR	MAS 100 001	Introduction to Mexican American Stu	LEC	3	53	3	53	159	91%
9:05 AM	9:55 AM	MWF	ENG 303 001	The Essay	LEC	3	25	3	25	75	43%
9:30 AM	10:45 AM	TR	JMC 390 001	Impact of Mass Communications on	LEC	3	44	3	44	132	76%
10:10 AM	11:00 AM	MWF	ENG 122 020	College Composition	LEC	3	23	3	23	69	40%
11:00 AM	12:15 PM	TR	ANT 314 001	Anthropology of Sex and Gender Div	LEC	3	45	3	45	135	78%
11:15 AM	12:05 PM	MWF	ENG 225 001	Communications on a Theme	LEC	3	23	3	23	69	40%
12:20 PM	1:10 PM	MWF	SOC 100 008	Principles of Sociology	LEC	3	65	3	65	195	112%
12:30 PM	1:45 PM	TR	JMC 397 001	History of Mass Communication	LEC	3	25	3	25	75	43%
1:25 PM	2:15 PM	MWF	ENG 350 001	Middle English (1200-1485)	LEC	3	23	3	23	69	40%
2:30 PM	3:20 PM	MWF	ENG 123 020	College Research Paper	LEC	3	24	3	24	72	41%
3:35 PM	4:45 PM	MW	JMC 497 001	Mass Communications Law	LEC	2	27	2	27	62	47%
5:00 PM	8:00 PM	T	SOC 324 001	Issues in the Family	LEC	3	24	3	24	72	41%
6:00 PM	9:00 PM	R	COMM 514 001	Interpersonal Communication	LEC	3	18	3	18	54	31%

NOTE: Concurrent sessions are counted as one section; WRH = Weekly Room Hours; WSCH = Weekly Student Contact Hours

UNIVERSITY OF NORTHERN COLORADO

Scheduled Utilization

CANDELARIA HALL • CAND 1220

Room Use Code: Classroom

Department: Classroom
 Average Enrollment: 60
 Weekly Student Contact Hours: 2.436
 Assignable Square Feet: 1,181
 Weekly Room Hours: 41
 Capacity: 79
 Assignable Sq. Ft. Per Station: 15
 Hours in Use Student Station Occupancy: 75%

	MON	TUE	WED	THU	FRI
7:00 AM					
8:00 AM					
9:00 AM					
10:00 AM					
11:00 AM					
12:00 PM					
1:00 PM					
2:00 PM					
3:00 PM					
4:00 PM					
5:00 PM					
6:00 PM					
7:00 PM					
8:00 PM					
9:00 PM					
10:00 PM					

Start Time	End Time	Days	Course	COURSE			SECTION			
				TYPE	WRH	Enrollment	WRH	Enrollment	WSCH	Student Station Occupancy %
8:00 AM	8:50 AM	MWF	ECON 203 002 Principles of Macroeconomics	LEC	3	33	3	33	99	42%
8:00 AM	9:15 AM	TR	ECON 205 001 Principles of Microeconomics	LEC	3	64	3	64	192	81%
9:05 AM	9:55 AM	MWF	CRJ 110 001 Introduction to Criminal Justice	LEC	3	66	3	66	198	84%
9:30 AM	10:45 AM	TR	PSCI 110 002 Global Issues	LEC	3	69	3	69	207	87%
10:10 AM	11:00 AM	MWF	ECON 203 003 Principles of Macroeconomics	LEC	3	64	3	64	192	81%
11:00 AM	12:15 PM	TR	ANT 110 005 Introduction to Cultural Anthropology	LEC	3	66	3	66	198	84%
11:15 AM	12:05 PM	MWF	MAS 275 001 Education of Mexican American Stud	LEC	3	30	3	30	90	38%
12:20 PM	1:10 PM	MWF	MAS 100 003 Introduction to Mexican American Stu	LEC	3	74	3	74	222	94%
12:30 PM	1:45 PM	TR	WS 101 001 Women in Contemporary Society	LEC	3	59	3	59	177	75%
1:25 PM	2:15 PM	MWF	CHEM 103 007 Introductory Chemistry	LEC	3	74	3	74	222	94%
2:00 PM	3:15 PM	TR	MCS 101 004 Multiculturalism in the United States:	LEC	3	66	3	66	198	84%
2:30 PM	3:20 PM	MWF	MCS 101 005 Multiculturalism in the United States:	LEC	3	67	3	67	201	85%
3:35 PM	4:25 PM	MWF	AFS 100 002 Introduction to Africana Studies	LEC	3	34	3	34	102	43%
5:00 PM	7:00 PM	T	STEP 262 011 Observation and Analysis of Seconda	SCO	2	69	2	69	138	87%

NOTE: Concurrent sessions are counted as one section; WRH = Weekly Room Hours; WSCH = Weekly Student Contact Hours

UNIVERSITY OF NORTHERN COLORADO

Scheduled Utilization

CANDELARIA HALL • CAND 1260

Room Use Code: Classroom

Department: Classroom Capacity: 78
 Average Enrollment: 58 Assignable Square Feet: 1,168 Assignable Sq. Ft. Per Station: 15
 Weekly Student Contact Hours: 2,324 Weekly Room Hours: 40 Hours in Use Student Station Occupancy: 74%

	MON	TUE	WED	THU	FRI
7:00 AM					
8:00 AM					
9:00 AM					
10:00 AM					
11:00 AM					
12:00 PM					
1:00 PM					
2:00 PM					
3:00 PM					
4:00 PM					
5:00 PM					
6:00 PM					
7:00 PM					
8:00 PM					
9:00 PM					
10:00 PM					

Start Time	End Time	Days	Course	COURSE			SECTION			
				TYPE	WRH	Enrollment	WRH	Enrollment	WSCH	Student Station Occupancy %
8:00 AM	8:50 AM	MWF	PSCI 331 001 Political Philosophy I	LEC	3	37	3	37	111	47%
8:00 AM	9:15 AM	TR	PSCI 110 001 Global Issues	LEC	3	71	3	71	213	91%
9:05 AM	9:55 AM	MWF	HIST 121 001 Western Civilization from 1689 to the	LEC	3	61	3	61	183	78%
9:30 AM	10:45 AM	TR	LANG 116 001 Contemporary France	LEC	3	59	3	59	177	76%
10:10 AM	11:00 AM	MWF	JMC 100 001 Introduction to Journalism and Mass	LEC	3	59	3	59	177	76%
11:00 AM	12:15 PM	TR	GEOG 200 001 Human Geography	LEC	3	66	3	66	198	85%
11:15 AM	12:05 PM	MWF	JMC 100 002 Introduction to Journalism and Mass	LEC	3	62	3	62	186	79%
12:20 PM	1:10 PM	MTWF	CHEM 331 006 Organic Chemistry I	LEC	4	65	4	65	260	83%
1:25 PM	2:15 PM	MWF	ECON 203 005 Principles of Macroeconomics	LEC	3	64	3	64	192	82%
2:30 PM	3:20 PM	MWF	LANG 116 001 Contemporary Germany	LEC	3	39	3	39	117	50%
3:30 PM	4:50 PM	TR	GEOG 110 003 Geography of the United States and	LEC	3	47	3	47	141	60%
3:35 PM	4:50 PM	MW	ECON 203 006 Principles of Macroeconomics	LEC	3	59	3	59	177	76%
5:00 PM	6:15 PM	TR	PHIL 100 005 Introduction to Philosophy	LEC	3	64	3	64	192	82%

NOTE: Concurrent sessions are counted as one section; WRH = Weekly Room Hours; WSCH = Weekly Student Contact Hours

UNIVERSITY OF NORTHERN COLORADO

Scheduled Utilization

CANDELARIA HALL • CAND 2055

Room Use Code: Classroom

Department: Classroom Capacity: 40
 Average Assignable Assignable Sq. Ft.
 Enrollment: 29 Square Feet: 598 Per Station: 15
 Weekly Student Weekly
 Contact Hours: 1,044 Room Hours: 36 Hours in Use Student
 Station Occupancy: 73%

	MON	TUE	WED	THU	FRI
7:00 AM					
8:00 AM					
9:00 AM					
10:00 AM					
11:00 AM					
12:00 PM					
1:00 PM					
2:00 PM					
3:00 PM					
4:00 PM					
5:00 PM					
6:00 PM					
7:00 PM					
8:00 PM					
9:00 PM					
10:00 PM					

					COURSE			SECTION			
Start Time	End Time	Days	Course		TYPE	WRH	Enroll-ment	WRH	Enroll-ment	WSCH	Student Station Occupancy %
9:05 AM	9:55 AM	MWF	ENG 122 009	College Composition	LEC	3	25	3	25	75	63%
9:30 AM	10:45 AM	TR	ID 420 001	Legal Research and Writing	LEC	3	18	3	18	54	45%
10:10 AM	11:00 AM	MWF	ENG 355 001	Victorian Prose and Poetry	LEC	3	37	3	37	111	93%
11:00 AM	12:15 PM	TR	ENG 123 011	College Research Paper	LEC	3	25	3	25	75	63%
11:15 AM	12:05 PM	MWF	ENG 122 028	College Composition	LEC	3	25	3	25	75	63%
12:20 PM	1:10 PM	MWF	ENG 123 014	College Research Paper	LEC	3	24	3	24	72	60%
12:30 PM	1:45 PM	TR	CRJ 470 001	Justice Professionalism and Ethics	LEC	3	31	3	31	93	78%
1:25 PM	2:15 PM	MTWF	MATH 124 007	College Algebra	LEC	4	39	4	39	156	98%
2:00 PM	3:15 PM	TR	ENG 372 001	American Realism and the Making of	LEC	3	38	3	38	114	95%
2:30 PM	3:20 PM	MWF	CRJ 350 002	Victim Studies	LEC	3	39	3	39	117	98%
3:30 PM	6:15 PM	T	JMC 345 001	Broadcast Advertising and Promotion	LEC	3	23	3	23	69	58%
3:35 PM	4:25 PM	MWF	ENG 122 055	College Composition	LEC	3	24	3	24	72	60%

NOTE: Concurrent sessions are counted as one section; WRH = Weekly Room Hours; WSCH = Weekly Student Contact Hours

UNIVERSITY OF NORTHERN COLORADO

Scheduled Utilization

CANDELARIA HALL • CAND 2135

Room Use Code: Classroom

Department: Classroom Capacity: 58
 Average Enrollment: 33 Assignable Square Feet: 875 Assignable Sq. Ft. Per Station: 15
 Weekly Student Contact Hours: 1.130 Weekly Room Hours: 34 Hours in Use Student Station Occupancy: 57%

	MON	TUE	WED	THU	FRI
7:00 AM					
8:00 AM					
9:00 AM					
10:00 AM					
11:00 AM					
12:00 PM					
1:00 PM					
2:00 PM					
3:00 PM					
4:00 PM					
5:00 PM					
6:00 PM					
7:00 PM					
8:00 PM					
9:00 PM					
10:00 PM					

					COURSE			SECTION			
Start Time	End Time	Days	Course		TYPE	WRH	Enroll-ment	WRH	Enroll-ment	WSCH	Student Station Occupancy %
8:00 AM	8:50 AM	MWF	STAT 150 202	Introduction to Statistical Analysis	LEC	3	39	3	39	117	67%
9:05 AM	9:55 AM	MWF	LANG 310 001	Spanish for Native Speakers	LEC	3	26	3	26	78	45%
9:30 AM	10:45 AM	TR	EED 402 001	Methods and Materials for Teaching	LEC	3	20	3	27	81	47%
9:30 AM	10:45 AM	TR	EED 502 001	Methods for Teaching Literature in Se	LEC	3	7				
10:10 AM	11:00 AM	W	LANG 311 101	Spanish for Native Speakers	REC	1	26	1	26	26	45%
11:00 AM	12:15 PM	TR	ENG 122 025	College Composition	LEC	3	25	3	25	75	43%
11:15 AM	12:05 PM	MWF	ENG 123 012	College Research Paper	LEC	3	21	3	21	63	36%
12:20 PM	1:10 PM	MWF	LANG 202 002	Intermediate Spanish II	LEC	3	23	3	23	69	40%
1:25 PM	2:15 PM	MWF	SOC 170 003	Social Problems	LEC	3	55	3	55	165	95%
2:00 PM	3:15 PM	TR	PHIL 150 001	Ethics in Theory and Practice	LEC	3	45	3	45	135	78%
2:30 PM	3:20 PM	MWF	ENG 122 105	College Composition	LEC	3	24	3	24	72	41%
3:30 PM	6:20 PM	R	CRJ 362 001	Criminal Profiling	LEC	3	40	3	40	120	69%
3:35 PM	4:50 PM	MW	CRJ 240 001	Correctional Systems	LEC	3	43	3	43	129	74%

NOTE: Concurrent sessions are counted as one section; WRH = Weekly Room Hours; WSCH = Weekly Student Contact Hours

UNIVERSITY OF NORTHERN COLORADO

Scheduled Utilization

CANDELARIA HALL • CAND 2170

Room Use Code: Classroom

Department: Classroom Capacity: 30
 Average Assignable Assignable Sq. Ft.
 Enrollment: 21 Square Feet: 732 Per Station: 24
 Weekly Student Weekly
 Contact Hours: 483 Room Hours: 23 Hours in Use Student
 Station Occupancy: 70%

	MON	TUE	WED	THU	FRI
7:00 AM					
8:00 AM					
9:00 AM					
10:00 AM					
11:00 AM					
12:00 PM					
1:00 PM					
2:00 PM					
3:00 PM					
4:00 PM					
5:00 PM					
6:00 PM					
7:00 PM					
8:00 PM					
9:00 PM					
10:00 PM					

Start Time	End Time	Days	Course	COURSE			SECTION			
				TYPE	WRH	Enroll-ment	WRH	Enroll-ment	WSCH	Student Station Occupancy %
9:05 AM	9:55 AM	MWF	GEOG 330 001 Cultural Geography	LEC	3	21	3	21	63	70%
10:10 AM	11:00 AM	MTWRF	LANG 101 001 Chinese Conversation and Culture	LEC	5	18	5	18	90	60%
12:20 PM	1:10 PM	MWF	LANG 201 001 Intermediate Japanese I	LEC	3	24	3	24	72	80%
12:30 PM	1:45 PM	TR	GEOG 340 001 Europe	LEC	3	31	3	31	93	103%
2:00 PM	3:15 PM	TR	ECON 356 001 Water Resource Economics	LEC	3	30	3	30	90	100%
5:00 PM	7:45 PM	T	JMC 408 001 Special Topics	LEC	3	11	3	11	33	37%
6:00 PM	9:00 PM	W	COMM 605 001 Rhetorical Criticism	LEC	3	14	3	14	42	47%

NOTE: Concurrent sessions are counted as one section; WRH = Weekly Room Hours; WSCH = Weekly Student Contact Hours

UNIVERSITY OF NORTHERN COLORADO

Scheduled Utilization

CANDELARIA HALL • CAND 2220

Room Use Code: Classroom

Department: Classroom Capacity: 81
 Average Enrollment: 61 Assignable Square Feet: 1,220 Assignable Sq. Ft. Per Station: 15
 Weekly Student Contact Hours: 2,361 Weekly Room Hours: 39 Hours in Use Student Station Occupancy: 75%

	MON	TUE	WED	THU	FRI
7:00 AM					
8:00 AM					
9:00 AM					
10:00 AM					
11:00 AM					
12:00 PM					
1:00 PM					
2:00 PM					
3:00 PM					
4:00 PM					
5:00 PM					
6:00 PM					
7:00 PM					
8:00 PM					
9:00 PM					
10:00 PM					

Start Time	End Time	Days	Course	COURSE			SECTION			
				TYPE	WRH	Enrollment	WRH	Enrollment	WSCH	Student Station Occupancy %
8:00 AM	8:50 AM	MWF	GEOG 100 002 World Geography	LEC	3	65	3	65	195	80%
8:00 AM	9:15 AM	TR	GEOG 100 001 World Geography	LEC	3	62	3	62	186	77%
9:05 AM	9:55 AM	MWF	ANT 130 001 Introduction to Physical Anthropology	LEC	3	23	3	23	69	28%
9:30 AM	10:45 AM	TR	GEOG 100 003 World Geography	LEC	3	64	3	64	192	79%
10:10 AM	11:00 AM	MWF	ANT 100 001 Introduction to Anthropology	LEC	3	66	3	66	198	81%
11:00 AM	12:15 PM	TR	ECON 205 004 Principles of Microeconomics	LEC	3	65	3	65	195	80%
11:15 AM	12:05 PM	MWF	GEOG 100 004 World Geography	LEC	3	62	3	62	186	77%
12:30 PM	1:45 PM	TR	GEOG 110 002 Geography of the United States and	LEC	3	61	3	61	183	75%
1:25 PM	2:15 PM	MWF	GEOG 100 006 World Geography	LEC	3	65	3	65	195	80%
2:00 PM	3:15 PM	TR	GEOG 100 007 World Geography	LEC	3	63	3	63	189	78%
2:30 PM	3:20 PM	MWF	GEOG 100 008 World Geography	LEC	3	60	3	60	180	74%
3:30 PM	4:50 PM	TR	GEOG 100 009 World Geography	LEC	3	64	3	64	192	79%
3:35 PM	4:50 PM	MW	CRJ 110 003 Introduction to Criminal Justice	LEC	3	67	3	67	201	83%

NOTE: Concurrent sessions are counted as one section; WRH = Weekly Room Hours; WSCH = Weekly Student Contact Hours

UNIVERSITY OF NORTHERN COLORADO

Scheduled Utilization

CANDELARIA HALL • CAND 2295

Room Use Code: Classroom

Department: Classroom
 Average Enrollment: 23
 Weekly Student Contact Hours: 765
 Assignable Square Feet: 778
 Weekly Room Hours: 33
 Capacity: 32
 Assignable Sq. Ft. Per Station: 24
 Hours in Use Student Station Occupancy: 72%

	MON	TUE	WED	THU	FRI
7:00 AM					
8:00 AM					
9:00 AM					
10:00 AM					
11:00 AM					
12:00 PM					
1:00 PM					
2:00 PM					
3:00 PM					
4:00 PM					
5:00 PM					
6:00 PM					
7:00 PM					
8:00 PM					
9:00 PM					
10:00 PM					

					COURSE			SECTION			
Start Time	End Time	Days	Course		TYPE	WRH	Enroll-ment	WRH	Enroll-ment	WSCH	Student Station Occupancy %
8:00 AM	8:50 AM	MWF	ENG 122 002	College Composition	LEC	3	25	3	25	75	78%
8:00 AM	9:15 AM	TR	ENG 122 006	College Composition	LEC	3	24	3	24	72	75%
9:05 AM	9:55 AM	MWF	SOC 361 001	Methods of Sociological Research	LEC	3	32	3	32	96	100%
9:30 AM	10:45 AM	TR	ECON 344 001	International Economics	LEC	3	26	3	26	78	81%
10:10 AM	11:00 AM	MWF	LANG 302 001	Spanish Composition	LEC	3	14	3	14	42	44%
11:15 AM	12:05 PM	MWF	CRJ 380 002	Justice Research and Statistics	LEC	3	28	3	28	84	88%
12:30 PM	1:45 PM	TR	ENG 122 032	College Composition	LEC	3	25	3	25	75	78%
2:00 PM	3:15 PM	TR	ENG 195 004	Introduction to the Discipline of Englis	LEC	3	19	3	19	57	59%
2:30 PM	3:20 PM	MWF	ENG 122 044	College Composition	LEC	3	25	3	25	75	78%
3:30 PM	4:45 PM	TR	ENG 123 021	College Research Paper	LEC	3	25	3	25	75	78%
3:35 PM	4:25 PM	MWF	ANT 321 001	Prehistory of the Americas	LEC	3	12	3	12	36	38%

NOTE: Concurrent sessions are counted as one section; WRH = Weekly Room Hours; WSCH = Weekly Student Contact Hours

UNIVERSITY OF NORTHERN COLORADO

Scheduled Utilization

CANDELARIA HALL • CAND 2345

Room Use Code: Classroom

Department: Classroom Capacity: 35
 Average Enrollment: 28 Assignable Square Feet: 527 Assignable Sq. Ft. Per Station: 15
 Weekly Student Contact Hours: 926 Weekly Room Hours: 34 Hours in Use Student Station Occupancy: 78%

	MON	TUE	WED	THU	FRI
7:00 AM					
8:00 AM					
9:00 AM					
10:00 AM					
11:00 AM					
12:00 PM					
1:00 PM					
2:00 PM					
3:00 PM					
4:00 PM					
5:00 PM					
6:00 PM					
7:00 PM					
8:00 PM					
9:00 PM					
10:00 PM					

					COURSE			SECTION			
Start Time	End Time	Days	Course		TYPE	WRH	Enroll-ment	WRH	Enroll-ment	WSCH	Student Station Occupancy %
8:00 AM	8:50 AM	MTWF	MATH 127 002	Elementary Functions	LEC	4	17	4	17	68	49%
9:05 AM	9:55 AM	MWF	ENG 123 006	College Research Paper	LEC	3	25	3	25	75	71%
9:30 AM	10:45 AM	TR	ENG 122 016	College Composition	LEC	3	24	3	24	72	69%
10:10 AM	11:00 AM	MWF	ENG 122 018	College Composition	LEC	3	25	3	25	75	71%
11:00 AM	12:15 PM	TR	ECON 310 001	Economics of Entrepreneurship	LEC	3	30	3	30	90	86%
11:15 AM	12:05 PM	MWF	TESL 370 001	Teaching English Language Learners	LEC	3	31	3	31	93	89%
12:30 PM	1:45 PM	TR	COMM 330 001	Small Group Communication	LEC	3	35	3	35	105	100%
2:00 PM	3:15 PM	TR	COMM 330 002	Small Group Communication	LEC	3	35	3	35	105	100%
2:30 PM	3:20 PM	MWF	ENG 122 048	College Composition	LEC	3	24	3	24	72	69%
3:30 PM	4:45 PM	TR	COMM 431 001	Communication and Leadership	LEC	3	35	3	35	105	100%
3:35 PM	4:50 PM	MW	COMM 211 001	Argumentation and Debate	LEC	3	22	3	22	66	63%

NOTE: Concurrent sessions are counted as one section; WRH = Weekly Room Hours; WSCH = Weekly Student Contact Hours

UNIVERSITY OF NORTHERN COLORADO

Scheduled Utilization

CANDELARIA HALL • CAND 2375

Room Use Code: Classroom

Department: Classroom Capacity: 43
 Average Assignable Assignable Sq. Ft.
 Enrollment: 27 Square Feet: 638 Per Station: 15
 Weekly Student Weekly
 Contact Hours: 1.059 Room Hours: 39 Hours in Use Student
 Station Occupancy: 63%

	MON	TUE	WED	THU	FRI
7:00 AM					
8:00 AM					
9:00 AM					
10:00 AM					
11:00 AM					
12:00 PM					
1:00 PM					
2:00 PM					
3:00 PM					
4:00 PM					
5:00 PM					
6:00 PM					
7:00 PM					
8:00 PM					
9:00 PM					
10:00 PM					

					COURSE			SECTION			
Start Time	End Time	Days	Course		TYPE	WRH	Enroll-ment	WRH	Enroll-ment	WSCH	Student Station Occupancy %
8:00 AM	8:50 AM	MWF	GEOG 110 001	Geography of the United States and	LEC	3	39	3	39	117	91%
8:00 AM	9:15 AM	TR	MIND 289 001	Coming of Age in the Twentieth Cent	LEC	3	24	3	24	72	56%
9:05 AM	9:55 AM	MWF	ENG 240 001	Introduction to Creative Writing	LEC	3	24	3	24	72	56%
9:30 AM	10:45 AM	TR	CRJ 360 001	Theories of Crime	LEC	3	38	3	38	114	88%
10:10 AM	11:00 AM	MWF	ENG 122 058	College Composition	LEC	3	25	3	25	75	58%
11:00 AM	12:15 PM	TR	ENG 122 107	College Composition	LEC	3	25	3	25	75	58%
11:15 AM	12:05 PM	MWF	ENG 319 003	The Art of Persuasion	LEC	3	25	3	25	75	58%
12:20 PM	1:10 PM	MWF	MAS 275 002	Education of Mexican American Stud	LEC	3	30	3	30	90	70%
1:25 PM	2:15 PM	MWF	ENG 262 001	Masterpieces of World Literature	LEC	3	31	3	31	93	72%
2:00 PM	3:15 PM	TR	SOC 378 001	Sociology of Education	LEC	3	19	3	19	57	44%
2:30 PM	3:20 PM	MWF	SOC 330 001	Sociology of Organizations	LEC	3	23	3	23	69	53%
3:30 PM	4:45 PM	TR	EED 342 001	Methods and Materials for Teaching L	LEC	3	24	3	24	72	56%
3:35 PM	4:25 PM	MWF	ENG 123 023	College Research Paper	LEC	3	26	3	26	78	60%

NOTE: Concurrent sessions are counted as one section; WRH = Weekly Room Hours; WSCH = Weekly Student Contact Hours

UNIVERSITY OF NORTHERN COLORADO

Scheduled Utilization

CANDELARIA HALL • CAND 2395

Room Use Code: Classroom

Department: Classroom Capacity: 32
 Average Enrollment: 24 Assignable Square Feet: 478 Assignable Sq. Ft. Per Station: 15
 Weekly Student Contact Hours: 789 Weekly Room Hours: 33 Hours in Use Student Station Occupancy: 75%

	MON	TUE	WED	THU	FRI
7:00 AM					
8:00 AM					
9:00 AM					
10:00 AM					
11:00 AM					
12:00 PM					
1:00 PM					
2:00 PM					
3:00 PM					
4:00 PM					
5:00 PM					
6:00 PM					
7:00 PM					
8:00 PM					
9:00 PM					
10:00 PM					

						COURSE			SECTION			
Start Time	End Time	Days	Course		TYPE	WRH	Enroll-ment	WRH	Enroll-ment	WSCH	Student Station Occupancy %	
8:00 AM	8:50 AM	MWF	ENG 122 059	College Composition	LEC	3	23	3	23	69	72%	
8:00 AM	9:15 AM	TR	ENG 122 008	College Composition	LEC	3	25	3	25	75	78%	
9:05 AM	9:55 AM	MWF	ENG 122 011	College Composition	LEC	3	25	3	25	75	78%	
9:30 AM	10:45 AM	TR	SOSC 300 001	Social Science and Historical Perspe	LEC	3	30	3	30	90	94%	
10:10 AM	11:00 AM	MW	UNIV 101 006	Foundations for Learning and Develo	LEC	2	18	2	18	36	56%	
11:00 AM	12:15 PM	TR	PHIL 360 001	Feminist Theory	LEC	3	8	3	22	66	69%	
11:00 AM	12:15 PM	TR	WS 350 001	Feminist Theory	LEC	3	14					
11:15 AM	12:05 PM	MW	UNIV 101 010	Foundations for Learning and Develo	LEC	2	18	2	18	36	56%	
1:25 PM	2:15 PM	MTWRF	LANG 101 001	Beginning Japanese	LEC	5	24	5	24	120	75%	
2:00 PM	3:15 PM	TR	ENG 123 017	College Research Paper	LEC	3	26	3	26	78	81%	
2:30 PM	3:20 PM	MWF	ENG 122 046	College Composition	LEC	3	23	3	23	69	72%	
3:30 PM	4:45 PM	TR	ENG 123 022	College Research Paper	LEC	3	25	3	25	75	78%	

NOTE: Concurrent sessions are counted as one section; WRH = Weekly Room Hours; WSCH = Weekly Student Contact Hours

UNIVERSITY OF NORTHERN COLORADO

Scheduled Utilization

FRASIER HALL • FRAS 026

Room Use Code: Classroom

Department: Classroom Capacity: 30
 Average Assignable Assignable Sq. Ft.
 Enrollment: 15 Square Feet: 736 Per Station: 25
 Weekly Student Weekly
 Contact Hours: 342 Room Hours: 21 Hours in Use Student
 Station Occupancy: 54%

	MON	TUE	WED	THU	FRI
7:00 AM					
8:00 AM					
9:00 AM					
10:00 AM					
11:00 AM					
12:00 PM					
1:00 PM					
2:00 PM					
3:00 PM					
4:00 PM					
5:00 PM					
6:00 PM					
7:00 PM					
8:00 PM					
9:00 PM					
10:00 PM					

					COURSE			SECTION			
Start Time	End Time	Days	Course		TYPE	WRH	Enroll-ment	WRH	Enroll-ment	WSCH	Student Station Occupancy %
8:00 AM	9:15 AM	TR	MUS 302 002	Form and Analysis	LEC	3	16	3	16	48	53%
9:05 AM	9:55 AM	MW	MUS 361 003	Clarinet and Saxophone Class	LAB	2	22	2	22	44	73%
9:30 AM	10:30 AM	TR	MUS 312 003	Teaching Instrumental Music in Elem	LEC	2	28	2	28	56	93%
10:10 AM	11:00 AM	MWF	MUS 104 007	Foundations of Music Theory	LEC	3	16	3	16	48	53%
11:00 AM	11:50 AM	TR	MUS 216 005	Aural Skills and Sight Singing IV	LEC	2	11	2	11	22	37%
11:15 AM	12:05 PM	MWF	MUS 104 005	Foundations of Music Theory	LEC	3	29	3	29	87	97%
1:25 PM	2:15 PM	MW	MUS 362 007	Double Reed and Flute Class	LAB	2	4	2	4	8	13%
2:00 PM	2:50 PM	TR	MUS 224 029	Vocal Jazz Ensembles	STO	2	9	2	9	18	30%
4:40 PM	5:30 PM	T	MUS 294 072	Studio Performance Class: Woodwin	STO	1	4	1	9	9	30%
4:40 PM	5:30 PM	T	MUS 494 072	Studio Performance Class: Woodwin	STO	1	5				
5:40 PM	6:30 PM	T	MUS 426 078	Orchestral Excerpts	STO	1	2	1	2	2	7%

NOTE: Concurrent sessions are counted as one section; WRH = Weekly Room Hours; WSCH = Weekly Student Contact Hours

UNIVERSITY OF NORTHERN COLORADO

Scheduled Utilization

FRASIER HALL • FRAS 126

Room Use Code: Classroom

Department: Classroom Capacity: 30
 Average Enrollment: 19 Assignable Square Feet: 576 Assignable Sq. Ft. Per Station: 19
 Weekly Student Contact Hours: 352 Weekly Room Hours: 19 Hours in Use Student Station Occupancy: 62%

	MON	TUE	WED	THU	FRI
7:00 AM					
8:00 AM					
9:00 AM					
10:00 AM					
11:00 AM					
12:00 PM					
1:00 PM					
2:00 PM					
3:00 PM					
4:00 PM					
5:00 PM					
6:00 PM					
7:00 PM					
8:00 PM					
9:00 PM					
10:00 PM					

					COURSE			SECTION			
Start Time	End Time	Days	Course		TYPE	WRH	Enroll-ment	WRH	Enroll-ment	WSCH	Student Station Occupancy %
8:00 AM	8:50 AM	TR	MUS 600 002	Introduction to Musical Scholarship	LEC	2	25	2	25	50	83%
9:05 AM	9:55 AM	MWF	MUS 603 023	Analytical Studies in Music	LEC	3	6	3	6	18	20%
9:30 AM	10:20 AM	TR	MUS 216 004	Aural Skills and Sight Singing IV	LEC	2	16	2	16	32	53%
10:10 AM	11:00 AM	MW	MUS 310 024	Teaching General Music in Elementar	LEC	2	24	2	24	48	80%
11:00 AM	11:50 AM	TR	MUS 114 005	Aural Skills and Sight Singing I	LEC	2	28	2	28	56	93%
11:15 AM	12:05 PM	MW	MUS 414 004	Contemporary Issues in Music Educa	LEC	2	14	2	14	28	47%
12:20 PM	1:10 PM	F	MUS 305 006	Music Methods for Elementary Teach	LEC	1	25	1	25	25	83%
12:20 PM	1:10 PM	M	MUS 305 008	Music Methods for Elementary Teach	LEC	1	26	1	26	26	87%
1:25 PM	2:15 PM	F	MUS 305 027	Music Methods for Elementary Teach	LEC	1	18	1	18	18	60%
1:25 PM	2:15 PM	M	MUS 305 007	Music Methods for Elementary Teach	LEC	1	26	1	26	26	87%
3:30 PM	4:20 PM	W	MUS 305 009	Music Methods for Elementary Teach	LEC	1	16	1	16	16	53%
4:40 PM	5:30 PM	W	MUS 305 011	Music Methods for Elementary Teach	LEC	1	9	1	9	9	30%

NOTE: Concurrent sessions are counted as one section; WRH = Weekly Room Hours; WSCH = Weekly Student Contact Hours

UNIVERSITY OF NORTHERN COLORADO

Scheduled Utilization

FRASIER HALL • FRAS 149

Room Use Code: Classroom

Department: Classroom Capacity: 24
 Average Assignable Assignable Sq. Ft.
 Enrollment: 15 Square Feet: 417 Per Station: 17
 Weekly Student Weekly
 Contact Hours: 338 Room Hours: 23 Hours in Use Student
 Station Occupancy: 61%

	MON	TUE	WED	THU	FRI
7:00 AM					
8:00 AM					
9:00 AM					
10:00 AM					
11:00 AM					
12:00 PM					
1:00 PM					
2:00 PM					
3:00 PM					
4:00 PM					
5:00 PM					
6:00 PM					
7:00 PM					
8:00 PM					
9:00 PM					
10:00 PM					

					COURSE			SECTION			
Start Time	End Time	Days	Course		TYPE	WRH	Enroll-ment	WRH	Enroll-ment	WSCH	Student Station Occupancy %
8:00 AM	8:50 AM	MW	MUS 115 003	Music Theory II	LEC	2	19	2	19	38	79%
8:00 AM	8:50 AM	TR	MUS 214 002	Aural Skills and Sight Singing III	LEC	2	24	2	24	48	100%
9:05 AM	9:55 AM	MWF	MUS 104 012	Foundations of Music Theory	LEC	3	24	3	24	72	100%
9:30 AM	10:45 AM	TR	MUS 502 012	Harmony and Form I	LEC	3	9	3	9	27	38%
10:10 AM	11:00 AM	MW	MUS 215 005	Music Theory IV	LEC	2	12	2	12	24	50%
11:00 AM	11:50 AM	TR	MUS 214 005	Aural Skills and Sight Singing III	LEC	2	19	2	19	38	79%
11:15 AM	12:05 PM	MW	MUS 113 005	Music Theory I	LEC	2	25	2	25	50	104%
1:00 PM	1:50 PM	TR	MUS 352 009	Principles of Piano Teaching I	LEC	2	6	2	8	16	33%
1:00 PM	1:50 PM	TR	MUS 552 009	Principles of Piano Teaching I	LEC	2	2				
1:15 PM	2:30 PM	MW	MUS 504 007	Music Theory Pedagogy	LEC	3	3	3	3	9	13%
2:00 PM	2:50 PM	TR	MUS 445 008	German Diction	LAB	2	8	2	8	16	33%

NOTE: Concurrent sessions are counted as one section; WRH = Weekly Room Hours; WSCH = Weekly Student Contact Hours

UNIVERSITY OF NORTHERN COLORADO

Scheduled Utilization

FRASIER HALL • FRAS 168

Room Use Code: Classroom

Department: Classroom

Average
Enrollment: 21

Assignable
Square Feet: 514

Capacity: 34

Assignable Sq. Ft.
Per Station: 15

Weekly Student
Contact Hours: 453

Weekly
Room Hours: 19

Hours in Use Student
Station Occupancy: 70%

	MON	TUE	WED	THU	FRI
7:00 AM					
8:00 AM					
9:00 AM					
10:00 AM					
11:00 AM					
12:00 PM					
1:00 PM					
2:00 PM					
3:00 PM					
4:00 PM					
5:00 PM					
6:00 PM					
7:00 PM					
8:00 PM					
9:00 PM					
10:00 PM					

					COURSE			SECTION			
Start Time	End Time	Days	Course		TYPE	WRH	Enroll-ment	WRH	Enroll-ment	WSCH	Student Station Occupancy %
8:00 AM	8:50 AM	MW	MUS 113 002	Music Theory I	LEC	2	28	2	28	56	82%
8:00 AM	8:50 AM	TR	MUS 114 002	Aural Skills and Sight Singing I	LEC	2	29	2	29	58	85%
9:05 AM	9:55 AM	MW	MUS 215 002	Music Theory IV	LEC	2	18	2	18	36	53%
9:30 AM	10:20 AM	TR	MUS 114 003	Aural Skills and Sight Singing I	LEC	2	21	2	21	42	62%
10:10 AM	11:00 AM	MW	MUS 113 003	Music Theory I	LEC	2	29	2	29	58	85%
11:00 AM	11:50 AM	TR	MUS 116 005	Aural Skills and Sight Singing II (2)	LEC	2	21	2	21	42	62%
11:15 AM	12:05 PM	MW	MUS 115 005	Music Theory II	LEC	2	25	2	25	50	74%
12:30 PM	1:45 PM	TR	MUS 140 005	Introduction to Music	LEC	3	34	3	34	102	100%
1:00 PM	2:00 PM	M	MUS 426 083	Orchestral Excerpts	STO	1	3	1	6	6	18%
1:00 PM	2:00 PM	M	MUS 626 083	Orchestral Excerpts	STO	1	3				
1:00 PM	2:00 PM	W	MUS 294 075	Studio Performance Class: Woodwin	STO	1	2	1	3	3	9%
1:00 PM	2:00 PM	W	MUS 494 075	Studio Performance Class: Woodwin	STO	1	1				

NOTE: Concurrent sessions are counted as one section; WRH = Weekly Room Hours; WSCH = Weekly Student Contact Hours

UNIVERSITY OF NORTHERN COLORADO

Scheduled Utilization

FRASIER HALL • FRAS 169

Room Use Code: Classroom

Department: Classroom
 Average Enrollment: 14
 Weekly Student Contact Hours: 183
 Assignable Square Feet: 515
 Weekly Room Hours: 13
 Capacity: 30
 Assignable Sq. Ft. Per Station: 17
 Hours in Use Student Station Occupancy: 47%

	MON	TUE	WED	THU	FRI
7:00 AM					
8:00 AM					
9:00 AM					
10:00 AM					
11:00 AM					
12:00 PM					
1:00 PM					
2:00 PM					
3:00 PM					
4:00 PM					
5:00 PM					
6:00 PM					
7:00 PM					
8:00 PM					
9:00 PM					
10:00 PM					

Start Time	End Time	Days	Course	COURSE			SECTION			
				TYPE	WRH	Enroll-ment	WRH	Enroll-ment	WSCH	Student Station Occupancy %
8:00 AM	8:50 AM	MW	MUS 401 002 Music Theory Review	LEC	2	15	2	15	30	50%
8:00 AM	8:50 AM	TR	MUS 116 003 Aural Skills and Sight Singing II (2)	LEC	2	16	2	16	32	53%
9:05 AM	9:55 AM	MW	MUS 213 003 Music Theory III	LEC	2	23	2	23	46	77%
11:00 AM	11:50 AM	TR	MUS 402 006 Aural Skills Review	LEC	2	10	2	10	20	33%
11:15 AM	12:05 PM	MW	MUS 213 024 Music Theory III	LEC	2	22	2	22	44	73%
2:00 PM	2:50 PM	TR	MUS 224 039 Vocal Jazz Ensembles	STO	2	2	2	2	4	7%
3:30 PM	4:20 PM	T	MUS 426 009 Orchestral Excerpts	STO	1	5	1	7	7	23%
3:30 PM	4:20 PM	T	MUS 626 009 Orchestral Excerpts	STO	1	2				

NOTE: Concurrent sessions are counted as one section; WRH = Weekly Room Hours; WSCH = Weekly Student Contact Hours

UNIVERSITY OF NORTHERN COLORADO

Scheduled Utilization

FRASIER HALL • FRAS 204

Room Use Code: Classroom

Department: Classroom
 Average Enrollment: 16
 Weekly Student Contact Hours: 206
 Assignable Square Feet: 1,394
 Weekly Room Hours: 13
 Capacity: 40
 Assignable Sq. Ft. Per Station: 35
 Hours in Use Student Station Occupancy: 40%

	MON	TUE	WED	THU	FRI
7:00 AM					
8:00 AM					
9:00 AM					
10:00 AM					
11:00 AM					
12:00 PM					
1:00 PM					
2:00 PM					
3:00 PM					
4:00 PM					
5:00 PM					
6:00 PM					
7:00 PM					
8:00 PM					
9:00 PM					
10:00 PM					

					COURSE			SECTION			
Start Time	End Time	Days	Course		TYPE	WRH	Enroll-ment	WRH	Enroll-ment	WSCH	Student Station Occupancy %
9:05 AM	9:55 AM	MW	MUS 330 002	String Techniques	LAB	2	20	2	20	40	50%
10:10 AM	11:00 AM	MW	MUS 330 024	String Techniques	LAB	2	20	2	20	40	50%
11:15 AM	12:05 PM	R	MUS 210 005	Introduction to Music Education	LEC	1	22	1	22	22	55%
11:15 AM	12:05 PM	WF	MUS 314 006	Guitar in the Classroom	LAB	2	15	2	15	30	38%
12:20 PM	1:10 PM	MF	MUS 220 001	Jazz Guitar Ensemble	STO	2	4	2	5	10	13%
12:20 PM	1:10 PM	MF	MUS 420 001	Jazz Guitar Ensemble	STO	2	1				
12:20 PM	1:10 PM	W	MUS 230 036	Small Ensembles and Chamber Musi	STO	1	7	1	13	13	33%
12:20 PM	1:10 PM	W	MUS 430 036	Small Ensembles and Chamber Musi	STO	1	6				
1:25 PM	2:15 PM	MW	MT 261 007	Singing for Actors	LEC	2	15	2	15	30	38%
4:40 PM	5:30 PM	T	MUS 294 074	Studio Performance Class: Woodwin	STO	1	5	1	21	21	53%
4:40 PM	5:30 PM	T	MUS 494 074	Studio Performance Class: Woodwin	STO	1	16				

NOTE: Concurrent sessions are counted as one section; WRH = Weekly Room Hours; WSCH = Weekly Student Contact Hours

UNIVERSITY OF NORTHERN COLORADO

Scheduled Utilization

FRASIER HALL • FRAS 205

Room Use Code: Classroom

Department: Classroom Capacity: 40
 Average Assignable Assignable Sq. Ft.
 Enrollment: 19 Square Feet: 1,129 Per Station: 28
 Weekly Student Weekly
 Contact Hours: 565 Room Hours: 30 Hours in Use Student
 Station Occupancy: 47%

	MON	TUE	WED	THU	FRI
7:00 AM					
8:00 AM					
9:00 AM					
10:00 AM					
11:00 AM					
12:00 PM					
1:00 PM					
2:00 PM					
3:00 PM					
4:00 PM					
5:00 PM					
6:00 PM					
7:00 PM					
8:00 PM					
9:00 PM					
10:00 PM					

Start Time	End Time	Days	Course	COURSE			SECTION			
				TYPE	WRH	Enroll-ment	WRH	Enroll-ment	WSCH	Student Station Occupancy %
9:05 AM	9:55 AM	MW	THEA 190 003 Stage Speech I	LEC	2	19	2	19	38	48%
9:30 AM	10:45 AM	TR	THEA 260 003 Scene Study	LEC	3	14	3	14	42	35%
10:10 AM	11:00 AM	MWF	MT 260 004 Acting in Musical Theatre	LEC	3	25	3	25	75	63%
11:00 AM	12:15 PM	TR	THEA 193 005 Stage Speech and Dialects	LEC	3	30	3	30	90	75%
11:15 AM	12:05 PM	MWF	MT 470 005 Senior Project in Musical Theatre	LEC	3	17	3	17	51	43%
12:20 PM	1:10 PM	MWF	THEA 159 006 Acting Theories and Practice	LEC	3	19	3	19	57	48%
12:30 PM	1:45 PM	TR	THEA 159 007 Acting Theories and Practice	LEC	3	20	3	20	60	50%
2:00 PM	2:50 PM	TR	MT 350 008 Advanced Musical Theatre Voice Cla	LAB	2	14	2	14	28	35%
2:30 PM	3:20 PM	MW	MT 250 008 Voice Class for Musical Theatre I	LAB	2	26	2	26	52	65%
3:05 PM	4:35 PM	TR	THEA 361 008 Advanced Acting Styles II	LEC	3	12	3	12	36	30%
3:35 PM	5:05 PM	MW	THEA 360 009 Advanced Acting Styles I	LEC	3	12	3	12	36	30%

NOTE: Concurrent sessions are counted as one section; WRH = Weekly Room Hours; WSCH = Weekly Student Contact Hours

UNIVERSITY OF NORTHERN COLORADO

Scheduled Utilization

FRASIER HALL • FRAS 249

Room Use Code: Classroom

Department: Classroom
 Average Enrollment: 40
 Weekly Student Contact Hours: 988
 Assignable Square Feet: 1,213
 Weekly Room Hours: 21
 Capacity: 81
 Assignable Sq. Ft. Per Station: 15
 Hours in Use Student Station Occupancy: 58%

	MON	TUE	WED	THU	FRI
7:00 AM					
8:00 AM					
9:00 AM					
10:00 AM					
11:00 AM					
12:00 PM					
1:00 PM					
2:00 PM					
3:00 PM					
4:00 PM					
5:00 PM					
6:00 PM					
7:00 PM					
8:00 PM					
9:00 PM					
10:00 PM					

					COURSE			SECTION			
Start Time	End Time	Days	Course		TYPE	WRH	Enroll-ment	WRH	Enroll-ment	WSCH	Student Station Occupancy %
8:25 AM	9:15 AM	TR	MUS 403 022	Acoustics of Music	LEC	2	11	2	11	22	14%
9:05 AM	9:55 AM	MWF	THEA 135 009	Playscript Analysis	LEC	3	60	3	60	180	74%
9:30 AM	10:45 AM	TR	MUS 296 003	Jazz Music: History and Appreciation	LEC	3	33	3	33	99	41%
10:10 AM	11:00 AM	MWF	THEA 296 004	History of Theatre I	LEC	3	46	3	46	138	57%
11:00 AM	12:15 PM	TR	THEA 130 005	Introduction to the Theatre	LEC	3	73	3	73	219	90%
11:15 AM	12:05 PM	MWF	MUS 247 005	Music Cultures of the World	LEC	3	79	3	79	237	98%
3:00 PM	4:00 PM	T	MUS 283 072	Studio Performance Class: Voice	STO	1	6	1	15	15	19%
3:00 PM	4:00 PM	T	MUS 483 072	Studio Performance Class: Voice	STO	1	9				
4:40 PM	5:30 PM	M	MUS 264 073	Studio Performance Class: Brass or	STO	1	2	1	9	9	11%
4:40 PM	5:30 PM	M	MUS 464 073	Studio Performance Class: Brass or	STO	1	7				
4:40 PM	5:30 PM	R	MUS 100 160	Recitals, Concerts and Productions	LAB	1	51	1	51	51	63%
4:40 PM	5:30 PM	T	MUS 100 140	Recitals, Concerts and Productions	LAB	1	18	1	18	18	22%

NOTE: Concurrent sessions are counted as one section; WRH = Weekly Room Hours; WSCH = Weekly Student Contact Hours

UNIVERSITY OF NORTHERN COLORADO

Scheduled Utilization

GUNTER HALL • GUNT 1140

Room Use Code: Classroom

Department: Classroom Capacity: 28
 Average Assignable Assignable Sq. Ft.
 Enrollment: 17 Square Feet: 817 Per Station: 29
 Weekly Student Weekly
 Contact Hours: 382 Room Hours: 22 Hours in Use Student
 Station Occupancy: 62%

	MON	TUE	WED	THU	FRI
7:00 AM					
8:00 AM					
9:00 AM					
10:00 AM					
11:00 AM					
12:00 PM					
1:00 PM					
2:00 PM					
3:00 PM					
4:00 PM					
5:00 PM					
6:00 PM					
7:00 PM					
8:00 PM					
9:00 PM					
10:00 PM					

Start Time	End Time	Days	Course		COURSE			SECTION			
					TYPE	WRH	Enroll-ment	WRH	Enroll-ment	WSCH	Student Station Occupancy %
8:00 AM	9:50 AM	T	FND 430 012	Nutrition Assessment and Interventio	LAB	2	19	2	19	38	68%
8:00 AM	8:50 AM	W	ASLS 615 121	Research in Audiology and Speech-L	RES	1	22	1	22	22	79%
9:05 AM	9:55 AM	MWF	HUSR 410 002	Human Services Program Planning a	LEC	3	29	3	29	87	104%
10:10 AM	11:00 AM	M	ASLS 580 070	Practicum in Rehabilitative Audiology	CLI	1	10	1	10	10	36%
11:15 AM	12:05 PM	MWF	SES 342 002	Teaching Health-Related Fitness	LEC	3	13	3	13	39	46%
12:30 PM	1:45 PM	TR	ASLS 661 100	Articulation and Phonological Disorde	LEC	3	21	3	21	63	75%
2:00 PM	3:15 PM	TR	SES 441 005	Learner Assessment and Physical Ed	LEC	3	13	3	13	39	46%
2:30 PM	3:45 PM	MW	SES 576 010	Sport Promotion and Marketing	LEC	3	23	3	23	69	82%
6:00 PM	9:00 PM	T	SES 680 013	Perspectives in Sport Pedagogy	LEC	3	5	3	5	15	18%

NOTE: Concurrent sessions are counted as one section; WRH = Weekly Room Hours; WSCH = Weekly Student Contact Hours

UNIVERSITY OF NORTHERN COLORADO

Scheduled Utilization

GUNTER HALL • GUNT 1150

Room Use Code: Classroom

Department: Classroom

Average
Enrollment: 24

Assignable
Square Feet: 661

Capacity: 38

Assignable Sq. Ft.
Per Station: 17

Weekly Student
Contact Hours: 685

Weekly
Room Hours: 28

Hours in Use Student
Station Occupancy: 65%

	MON	TUE	WED	THU	FRI
7:00 AM					
8:00 AM					
9:00 AM					
10:00 AM					
11:00 AM					
12:00 PM					
1:00 PM					
2:00 PM					
3:00 PM					
4:00 PM					
5:00 PM					
6:00 PM					
7:00 PM					
8:00 PM					
9:00 PM					
10:00 PM					

					COURSE			SECTION			
Start Time	End Time	Days	Course		TYPE	WRH	Enroll-ment	WRH	Enroll-ment	WSCH	Student Station Occupancy %
8:00 AM	8:50 AM	MWF	FND 252 001	Nutrition in the Life Cycle	LEC	3	39	3	39	117	103%
8:00 AM	9:15 AM	TR	SES 338 002	Teaching Diverse Populations	LEC	3	22	3	22	66	58%
9:05 AM	9:55 AM	W	ASLS 594 400	Practicum and Advanced Topics in A	CLI	1	14	1	14	14	37%
9:30 AM	10:20 AM	T	ASLS 588 301	Clinical Practicum in Speech-Langua	CLI	1	22	1	22	22	58%
10:10 AM	11:00 AM	MWF	SES 322 004	Exercise Physiology I	LEC	3	22	3	22	66	58%
11:00 AM	12:15 PM	TR	ASLS 487 001	Advanced Audiology	LEC	3	31	3	36	108	95%
11:00 AM	12:15 PM	TR	ASLS 587 200	Advanced Audiology	LEC	3	5				
11:15 AM	12:30 PM	MW	ASLS 712 200	Amplification I	LEC	3	7	3	7	21	18%
12:30 PM	1:45 PM	TR	SES 602 006	Introduction to Research in Sport and	LEC	3	27	3	27	81	71%
2:00 PM	3:15 PM	TR	HUSR 300 313	Human Services Helping Skills	LEC	3	23	3	23	69	61%
2:30 PM	3:20 PM	MWF	FND 370 001	Nutrition Education and Application St	LEC	3	35	3	35	105	92%
3:30 PM	4:20 PM	T	ASLS 569 301	Advanced Diagnostic Procedures	CLI	1	22	1	22	22	58%
5:00 PM	7:50 PM	W	HRS 604 202	Family, Cultural and Psychological As	LEC	3	14	3	14	42	37%

NOTE: Concurrent sessions are counted as one section; WRH = Weekly Room Hours; WSCH = Weekly Student Contact Hours

UNIVERSITY OF NORTHERN COLORADO

Scheduled Utilization

GUNTER HALL • GUNT 1720

Room Use Code: Classroom

Department: Classroom Capacity: 150
 Average Assignable Assignable Sq. Ft.
 Enrollment: 72 Square Feet: 2,422 Per Station: 16
 Weekly Student Weekly
 Contact Hours: 1,938 Room Hours: 27 Hours in Use Student
 Station Occupancy: 48%

	MON	TUE	WED	THU	FRI
7:00 AM					
8:00 AM					
9:00 AM					
10:00 AM					
11:00 AM					
12:00 PM					
1:00 PM					
2:00 PM					
3:00 PM					
4:00 PM					
5:00 PM					
6:00 PM					
7:00 PM					
8:00 PM					
9:00 PM					
10:00 PM					

					COURSE			SECTION			
Start Time	End Time	Days	Course		TYPE	WRH	Enroll-ment	WRH	Enroll-ment	WSCH	Student Station Occupancy %
9:05 AM	9:55 AM	MWF	FND 250 001	Principles of Nutrition	LEC	3	101	3	101	303	67%
9:30 AM	10:45 AM	TR	PSY 230 004	Human Growth and Development	LEC	3	70	3	70	210	47%
10:10 AM	11:00 AM	MWF	FND 250 002	Principles of Nutrition	LEC	3	102	3	102	306	68%
11:00 AM	12:15 PM	TR	ASLS 160 001	Introduction to Human Communicatio	LEC	3	57	3	57	171	38%
11:15 AM	12:05 PM	MWF	PSY 120 006	Principles of Psychology	LEC	3	90	3	90	270	60%
12:30 PM	1:45 PM	TR	ASLS 267 001	Anatomy and Physiology of the Spee	LEC	3	63	3	63	189	42%
1:25 PM	2:15 PM	MWF	WS 101 002	Women in Contemporary Society	LEC	3	65	3	65	195	43%
2:00 PM	4:50 PM	T	NURS 326 002	Pathophysiology	LEC	3	59	3	59	177	39%
2:30 PM	3:20 PM	MWF	WS 101 004	Women in Contemporary Society	LEC	3	39	3	39	117	26%

NOTE: Concurrent sessions are counted as one section; WRH = Weekly Room Hours; WSCH = Weekly Student Contact Hours

UNIVERSITY OF NORTHERN COLORADO

Scheduled Utilization

GUNTER HALL • GUNT 2120

Room Use Code: Classroom

Department: Classroom Capacity: 36
 Average Enrollment: 29 Assignable Square Feet: 543 Assignable Sq. Ft. Per Station: 15
 Weekly Student Contact Hours: 454 Weekly Room Hours: 16 Hours in Use Student Station Occupancy: 81%

	MON	TUE	WED	THU	FRI
7:00 AM					
8:00 AM					
9:00 AM					
10:00 AM					
11:00 AM					
12:00 PM					
1:00 PM					
2:00 PM					
3:00 PM					
4:00 PM					
5:00 PM					
6:00 PM					
7:00 PM					
8:00 PM					
9:00 PM					
10:00 PM					

					COURSE			SECTION			
Start Time	End Time	Days	Course		TYPE	WRH	Enroll-ment	WRH	Enroll-ment	WSCH	Student Station Occupancy %
8:00 AM	10:50 AM	RF	NURS 376 002	Episodic Alterations in Adult Health T	LEC	3	36	3	36	101	100%
8:00 AM	11:50 AM	RF	NURS 375 002	Episodic Alterations in Adult Health T	LEC	4	36	4	36	137	100%
9:00 AM	11:50 AM	W	NURS 426 002	Pediatric Nursing Theory	LEC	3	37	3	37	111	103%
5:30 PM	8:20 PM	W	SES 602 013	Introduction to Research in Sport and	LEC	3	17	3	17	51	47%
6:00 PM	8:50 PM	M	CH 509 001	Seminar in Health Behavior	SEM	3	1	3	18	54	50%
6:00 PM	8:50 PM	M	CH 509 110	Seminar in Health Behavior	SEM	3	17				

NOTE: Concurrent sessions are counted as one section; WRH = Weekly Room Hours; WSCH = Weekly Student Contact Hours

UNIVERSITY OF NORTHERN COLORADO

Scheduled Utilization

GUNTER HALL • GUNT 2180

Room Use Code: Classroom

Department: Classroom
 Average Enrollment: 26
 Weekly Student Contact Hours: 349
 Assignable Square Feet: 534
 Weekly Room Hours: 15
 Capacity: 36
 Assignable Sq. Ft. Per Station: 15
 Hours in Use Student Station Occupancy: 66%

	MON	TUE	WED	THU	FRI
7:00 AM					
8:00 AM					
9:00 AM					
10:00 AM					
11:00 AM					
12:00 PM					
1:00 PM					
2:00 PM					
3:00 PM					
4:00 PM					
5:00 PM					
6:00 PM					
7:00 PM					
8:00 PM					
9:00 PM					
10:00 PM					

Start Time	End Time	Days	Course	COURSE			SECTION			
				TYPE	WRH	Enroll-ment	WRH	Enroll-ment	WSCH	Student Station Occupancy %
8:00 AM	3:00 PM	T	NURS 414 002 Psychiatric Mental Health Nursing Pr	CLI	3	6	3	35	91	97%
8:00 AM	3:00 PM	T	NURS 414 022 Psychiatric Mental Health Nursing Pr	CLI	3	6				
8:00 AM	3:00 PM	T	NURS 414 032 Psychiatric Mental Health Nursing Pr	CLI	3	6				
8:00 AM	3:00 PM	T	NURS 414 042 Psychiatric Mental Health Nursing Pr	CLI	3	5				
8:00 AM	3:00 PM	T	NURS 414 052 Psychiatric Mental Health Nursing Pr	CLI	3	6				
8:00 AM	3:00 PM	T	NURS 414 062 Psychiatric Mental Health Nursing Pr	CLI	3	6				
9:00 AM	11:50 AM	W	NURS 405 002 Community and Public Health Nursin	LEC	3	35	3	35	105	97%

NOTE: Concurrent sessions are counted as one section; WRH = Weekly Room Hours; WSCH = Weekly Student Contact Hours

UNIVERSITY OF NORTHERN COLORADO

Scheduled Utilization

GUNTER HALL • GUNT 2520

Room Use Code: Classroom

Department: Classroom
 Average Enrollment: 45
 Weekly Student Contact Hours: 2,044
 Assignable Square Feet: 1,278
 Weekly Room Hours: 46
 Capacity: 70
 Assignable Sq. Ft. Per Station: 18
 Hours in Use Student Station Occupancy: 63%

	MON	TUE	WED	THU	FRI
7:00 AM					
8:00 AM					
9:00 AM					
10:00 AM					
11:00 AM					
12:00 PM					
1:00 PM					
2:00 PM					
3:00 PM					
4:00 PM					
5:00 PM					
6:00 PM					
7:00 PM					
8:00 PM					
9:00 PM					
10:00 PM					

Start Time	End Time	Days	Course		COURSE			SECTION			
					TYPE	WRH	Enroll-ment	WRH	Enroll-ment	WSCH	Student Station Occupancy %
8:00 AM	8:50 AM	MWF	SES 410 002	Cardiac Rehabilitation	LEC	3	57	3	61	183	87%
8:00 AM	8:50 AM	MWF	SES 510 002	Cardiac Rehabilitation	LEC	3	4				
8:00 AM	9:15 AM	TR	ASLS 360 002	Articulation and Voice Disorders	LEC	3	56	3	56	168	80%
9:05 AM	9:55 AM	MWF	HUSR 205 302	Introduction to Human Services	LEC	3	66	3	66	198	94%
10:10 AM	11:00 AM	MW	FND 395 001	Special Topics in Food, Nutrition and	LEC	2	32	2	32	64	46%
11:00 AM	12:15 PM	TR	GERO 205 101	Introduction to Gerontology	LEC	3	57	3	57	171	81%
11:15 AM	12:05 PM	MWF	HUSR 336 307	Human Sexuality	LEC	3	71	3	71	213	101%
12:20 PM	1:10 PM	MW	SES 324 005	Exercise Physiology II	LEC	2	66	2	66	132	94%
12:30 PM	1:45 PM	TR	SES 461 006	Administration and Law	LEC	3	27	3	27	81	39%
1:25 PM	2:15 PM	MWF	SES 220 007	Anatomical Kinesiology	LEC	3	46	3	46	138	66%
2:00 PM	3:15 PM	TR	HUSR 209 301	Foundations of Health Promotion/Hea	LEC	3	45	3	45	135	64%
2:30 PM	3:20 PM	MWF	HIST 120 004	Western Civilization from Ancient Gre	LEC	3	58	3	58	174	83%
3:30 PM	4:45 PM	TR	ASLS 266 001	Normal Speech and Language Devel	LEC	3	66	3	66	198	94%
3:35 PM	4:25 PM	MWF	HUSR 238 101	Contemporary Issues in Drug Abuse	LEC	3	42	3	42	126	60%
5:30 PM	8:30 PM	M	SES 705 008	Seminar in Sport Administration	SEM	3	3	3	3	9	4%
5:30 PM	8:20 PM	R	SES 665 012	Advanced Sociological Kinesiology	LEC	3	7	3	7	21	10%
5:30 PM	8:20 PM	T	SES 650 010	Financial Management for Sport Orga	LEC	3	11	3	11	33	16%

NOTE: Concurrent sessions are counted as one section; WRH = Weekly Room Hours; WSCH = Weekly Student Contact Hours

UNIVERSITY OF NORTHERN COLORADO

Scheduled Utilization

GUNTER HALL • GUNT 2530

Room Use Code: Classroom

Department: Classroom Capacity: 64
 Average Assignable Assignable Sq. Ft.
 Enrollment: 36 Square Feet: 954 Per Station: 15
 Weekly Student Weekly
 Contact Hours: 1,416 Room Hours: 37 Hours in Use Student
 Station Occupancy: 60%

	MON	TUE	WED	THU	FRI
7:00 AM					
8:00 AM					
9:00 AM					
10:00 AM					
11:00 AM					
12:00 PM					
1:00 PM					
2:00 PM					
3:00 PM					
4:00 PM					
5:00 PM					
6:00 PM					
7:00 PM					
8:00 PM					
9:00 PM					
10:00 PM					

					COURSE			SECTION			
Start Time	End Time	Days	Course		TYPE	WRH	Enroll-ment	WRH	Enroll-ment	WSCH	Student Station Occupancy %
8:00 AM	8:50 AM	M	AS 101 006	The Foundations of the United States	LEC	1	13	1	13	13	20%
9:05 AM	9:55 AM	MWF	SES 322 003	Exercise Physiology I	LEC	3	57	3	57	171	89%
9:30 AM	10:45 AM	TR	SES 323 006	Motor Learning and Development	LEC	3	58	3	58	174	91%
10:10 AM	11:00 AM	MW	ASLS 260 001	Introduction to Phonetics	LEC	2	62	2	62	124	97%
11:00 AM	1:50 PM	R	NURS 327 002	Pharmacology in Nursing Practice	LEC	3	46	3	46	138	72%
11:15 AM	12:05 PM	MWF	SES 220 005	Anatomical Kinesiology	LEC	3	63	3	63	189	98%
12:20 PM	1:10 PM	MTWF	FND 357 001	Nutrition in Health and Illness	LEC	4	49	4	49	196	77%
1:25 PM	2:15 PM	MWF	FND 455 101	Nutrition for Fitness and Athletic Perf	LEC	3	40	3	40	120	63%
2:00 PM	3:15 PM	TR	SES 436 008	Social Influences on Sport and Exerci	LEC	3	36	3	36	108	56%
2:30 PM	3:20 PM	MWF	SES 480 007	Advanced Functional Assessment of	LEC	3	20	3	20	60	31%
5:30 PM	8:30 PM	W	SES 603 012	Professional Development Seminar	SEM	3	4	3	4	12	6%
6:00 PM	8:30 PM	MTR	ASLS 563 011	Voice and Resonance Disorders	LEC	9	22	9	22	198	34%
6:00 PM	8:50 PM	R	CH 505 110	Health Communications and the Medi	LEC	3	11	3	24	72	38%
6:00 PM	8:50 PM	R	HUSR 405 101	Health Communicatins and the Media	LEC	3	13				
6:00 PM	8:50 PM	T	HRS 630 205	Human Services Counseling Theories	LEC	3	13	3	13	39	20%

NOTE: Concurrent sessions are counted as one section; WRH = Weekly Room Hours; WSCH = Weekly Student Contact Hours

UNIVERSITY OF NORTHERN COLORADO

Scheduled Utilization

GUNTER HALL • GUNT 2540

Room Use Code: Classroom

Department: Classroom Capacity: 36
 Average Enrollment: 23 Assignable Square Feet: 871 Assignable Sq. Ft. Per Station: 24
 Weekly Student Contact Hours: 639 Weekly Room Hours: 27 Hours in Use Student Station Occupancy: 65%

	MON	TUE	WED	THU	FRI
7:00 AM					
8:00 AM					
9:00 AM					
10:00 AM					
11:00 AM					
12:00 PM					
1:00 PM					
2:00 PM					
3:00 PM					
4:00 PM					
5:00 PM					
6:00 PM					
7:00 PM					
8:00 PM					
9:00 PM					
10:00 PM					

					COURSE			SECTION			
Start Time	End Time	Days	Course		TYPE	WRH	Enroll-ment	WRH	Enroll-ment	WSCH	Student Station Occupancy %
9:05 AM	9:55 AM	MW	FND 430 001	Nutrition Assessment and Interventio	LEC	2	37	2	37	74	103%
9:30 AM	10:45 AM	TR	HUSR 485 100	Medical/Psychological Aspects of Dis	LEC	3	24	3	24	72	67%
11:00 AM	12:15 PM	R	RTH 394 470	Practicum in Recreation, Tourism and	PRA	2	9	2	9	14	25%
11:15 AM	12:05 PM	MW	FND 310 001	Introduction to Foods	LEC	2	35	2	35	70	97%
12:20 PM	1:10 PM	MWF	FND 452 001	Community Nutrition	LEC	3	37	3	37	111	103%
12:30 PM	1:45 PM	TR	ASLS 469 001	Clinical Processes in Speech-Langua	LEC	3	12	3	12	36	33%
2:00 PM	3:50 PM	T	FND 430 013	Nutrition Assessment and Interventio	LAB	2	18	2	18	36	50%
3:30 PM	6:20 PM	R	RTH 444 411	Experience Industry Issues and Tren	LEC	3	35	3	35	105	97%
6:00 PM	9:00 PM	FS	CH 635 110	Policy, Advocacy, Leadership & Mana	LEC	2	10	2	10	19	28%
6:00 PM	8:30 PM	M	ASLS 682 003	Language Disorders in Early Childho	LEC	3	22	3	22	66	61%
6:00 PM	8:50 PM	W	CH 610 001	Program Planning and Evaluation	LEC	3	5	3	12	36	33%
6:00 PM	8:50 PM	W	CH 610 110	Program Planning and Evaluation	LEC	3	7				

NOTE: Concurrent sessions are counted as one section; WRH = Weekly Room Hours; WSCH = Weekly Student Contact Hours

UNIVERSITY OF NORTHERN COLORADO

Scheduled Utilization

GUNTER HALL • GUNT 3460

Room Use Code: Classroom

Department: Classroom	Capacity: 27
Average Enrollment: 22	Assignable Square Feet: 411
Weekly Student Contact Hours: 393	Assignable Sq. Ft. Per Station: 15
	Hours in Use Student Station Occupancy: 97%

	MON	TUE	WED	THU	FRI
7:00 AM					
8:00 AM					
9:00 AM					
10:00 AM					
11:00 AM					
12:00 PM					
1:00 PM					
2:00 PM					
3:00 PM					
4:00 PM					
5:00 PM					
6:00 PM					
7:00 PM					
8:00 PM					
9:00 PM					
10:00 PM					

Start Time	End Time	Days	Course	COURSE			SECTION			
				TYPE	WRH	Enroll-ment	WRH	Enroll-ment	WSCH	Student Station Occupancy %
8:30 AM	11:30 AM	R	NURS 601 700 Theoretical Foundations for Advance	LEC	3	15	3	15	45	56%
9:00 AM	3:00 PM	MR	NURS 465 700 Professional Roles with Individuals, F	CLI	12	6	12	29	348	107%
9:00 AM	3:00 PM	MR	NURS 465 701 Professional Roles with Individuals, F	CLI	12	6				
9:00 AM	3:00 PM	MR	NURS 465 702 Professional Roles with Individuals, F	CLI	12	6				
9:00 AM	3:00 PM	MR	NURS 465 703 Professional Roles with Individuals, F	CLI	12	6				
9:00 AM	3:00 PM	MR	NURS 465 704 Professional Roles with Individuals, F	CLI	12	5				

NOTE: Concurrent sessions are counted as one section; WRH = Weekly Room Hours; WSCH = Weekly Student Contact Hours

UNIVERSITY OF NORTHERN COLORADO

Scheduled Utilization

KEPNER HALL • KEPN 0040

Room Use Code: Classroom

Department: Classroom Capacity: 38
 Average Assignable Assignable Sq. Ft.
 Enrollment: 22 Square Feet: 1,188 Per Station: 31
 Weekly Student Weekly
 Contact Hours: 203 Room Hours: 8 Hours in Use Student
 Station Occupancy: 66%

	MON	TUE	WED	THU	FRI
7:00 AM					
8:00 AM					
9:00 AM					
10:00 AM					
11:00 AM					
12:00 PM					
1:00 PM					
2:00 PM					
3:00 PM					
4:00 PM					
5:00 PM					
6:00 PM					
7:00 PM					
8:00 PM					
9:00 PM					
10:00 PM					

Start Time	End Time	Days	Course		COURSE			SECTION			
					TYPE	WRH	Enroll-ment	WRH	Enroll-ment	WSCH	Student Station Occupancy %
8:00 AM	5:00 PM	M	NURS 404 002	Community and Public Health Nursin	CLI	5	7	5	35	179	92%
8:00 AM	5:00 PM	M	NURS 404 022	Community and Public Health Nursin	CLI	5	6				
8:00 AM	5:00 PM	M	NURS 404 032	Community and Public Health Nursin	CLI	5	8				
8:00 AM	5:00 PM	M	NURS 404 042	Community and Public Health Nursin	CLI	5	7				
8:00 AM	5:00 PM	M	NURS 404 052	Community and Public Health Nursin	CLI	5	7				
9:30 AM	10:45 AM	TR	BAAC 429 023	Income Tax II	LEC	3	8	3	8	24	21%

NOTE: Concurrent sessions are counted as one section; WRH = Weekly Room Hours; WSCH = Weekly Student Contact Hours

UNIVERSITY OF NORTHERN COLORADO

Scheduled Utilization

KEPNER HALL • KEPN 1005

Room Use Code: Classroom

Department: Classroom Capacity: 42
 Average Assignable Assignable Sq. Ft.
 Enrollment: 25 Square Feet: 741 Per Station: 18
 Weekly Student Weekly
 Contact Hours: 534 Room Hours: 21 Hours in Use Student
 Station Occupancy: 61%

	MON	TUE	WED	THU	FRI
7:00 AM					
8:00 AM					
9:00 AM					
10:00 AM					
11:00 AM					
12:00 PM					
1:00 PM					
2:00 PM					
3:00 PM					
4:00 PM					
5:00 PM					
6:00 PM					
7:00 PM					
8:00 PM					
9:00 PM					
10:00 PM					

Start Time	End Time	Days	Course	COURSE			SECTION			
				TYPE	WRH	Enroll-ment	WRH	Enroll-ment	WSCH	Student Station Occupancy %
9:30 AM	10:45 AM	TR	BAMG 354 023 Organizational Behavior	LEC	3	34	3	34	102	81%
10:10 AM	11:00 AM	MWF	BAFN 375 004 Multinational Financial Management	LEC	3	28	3	28	84	67%
11:00 AM	12:15 PM	TR	BAFN 479 025 Portfolio Management	LEC	3	19	3	19	57	45%
11:15 AM	12:05 PM	MWF	BAMG 457 005 Managing Complex Organizations	LEC	3	40	3	40	120	95%
2:30 PM	3:20 PM	MWF	BAMG 451 008 Managing New Business Ventures	LEC	3	8	3	8	24	19%
3:35 PM	4:50 PM	MW	BAMK 464 010 Global Marketing Strategies	LEC	3	35	3	35	105	83%
5:15 PM	6:35 PM	MW	BAMK 366 011 Retailing	LEC	3	14	3	14	42	33%

NOTE: Concurrent sessions are counted as one section; WRH = Weekly Room Hours; WSCH = Weekly Student Contact Hours

UNIVERSITY OF NORTHERN COLORADO

Scheduled Utilization

KEPNER HALL • KEPN 1010

Room Use Code: Classroom

Department: Classroom
 Average Enrollment: 34
 Weekly Student Contact Hours: 823
 Assignable Square Feet: 733
 Weekly Room Hours: 25
 Capacity: 42
 Assignable Sq. Ft. Per Station: 17
 Hours in Use Student Station Occupancy: 79%

	MON	TUE	WED	THU	FRI
7:00 AM					
8:00 AM					
9:00 AM					
10:00 AM					
11:00 AM					
12:00 PM					
1:00 PM					
2:00 PM					
3:00 PM					
4:00 PM					
5:00 PM					
6:00 PM					
7:00 PM					
8:00 PM					
9:00 PM					
10:00 PM					

Start Time	End Time	Days	Course	COURSE			SECTION			
				TYPE	WRH	Enroll-ment	WRH	Enroll-ment	WSCH	Student Station Occupancy %
8:00 AM	9:15 AM	TR	BAAC 220 022 Principles of Accounting I	LEC	3	19	3	19	57	45%
9:05 AM	9:55 AM	MWF	BAMG 350 003 Management of Organizations	LEC	3	42	3	42	126	100%
9:30 AM	10:45 AM	TR	BAAC 220 023 Principles of Accounting I	LEC	3	28	3	28	84	67%
11:00 AM	12:15 PM	TR	BAFN 291 025 Business Statistics I	LEC	3	37	3	37	111	88%
11:15 AM	12:05 PM	MWF	BAAC 323 005 Cost and Managerial Accounting I	LEC	3	37	3	37	111	88%
12:30 PM	1:45 PM	TR	HUSR 300 303 Human Services Helping Skills	LEC	3	27	3	27	81	64%
1:25 PM	2:15 PM	MWF	BAAC 221 007 Principles of Accounting II	LEC	3	33	3	33	99	79%
2:00 PM	3:15 PM	TR	BAAC 300 028 Information Systems	LEC	3	39	3	39	117	93%
3:35 PM	4:50 PM	MW	BAMG 452 010 Contemporary Issues in Business an	LEC	3	41	3	41	123	98%

NOTE: Concurrent sessions are counted as one section; WRH = Weekly Room Hours; WSCH = Weekly Student Contact Hours

UNIVERSITY OF NORTHERN COLORADO

Scheduled Utilization

KEPNER HALL • KEPN 1015

Room Use Code: Classroom

Department: Classroom Capacity: 40
 Average Assignable Assignable Sq. Ft.
 Enrollment: 22 Square Feet: 719 Per Station: 18
 Weekly Student Weekly
 Contact Hours: 707 Room Hours: 33 Hours in Use Student
 Station Occupancy: 54%

	MON	TUE	WED	THU	FRI
7:00 AM					
8:00 AM					
9:00 AM					
10:00 AM					
11:00 AM					
12:00 PM					
1:00 PM					
2:00 PM					
3:00 PM					
4:00 PM					
5:00 PM					
6:00 PM					
7:00 PM					
8:00 PM					
9:00 PM					
10:00 PM					

Start Time	End Time	Days	Course	COURSE			SECTION			
				TYPE	WRH	Enroll-ment	WRH	Enroll-ment	WSCH	Student Station Occupancy %
8:00 AM	8:50 AM	MWF	BAFN 370 002 Business Finance	LEC	3	20	3	20	60	50%
8:00 AM	9:15 AM	TR	BAMG 350 022 Management of Organizations	LEC	3	28	3	28	84	70%
9:30 AM	10:45 AM	TR	BAFN 370 023 Business Finance	LEC	3	37	3	37	111	93%
10:10 AM	11:00 AM	MWF	BAFN 302 004 Essentials of Business Finance	SEM	3	10	3	10	30	25%
11:00 AM	12:15 PM	TR	BACS 300 025 Information Systems	LEC	3	41	3	41	123	103%
11:15 AM	12:05 PM	MWF	BAMG 355 005 Fundamentals of Entrepreneurship	LEC	3	29	3	29	87	73%
12:20 PM	1:10 PM	MWF	BAMG 355 006 Fundamentals of Entrepreneurship	LEC	3	22	3	22	66	55%
2:00 PM	3:15 PM	TR	BAMK 368 028 Marketing Analysis and Research	LEC	3	10	3	10	30	25%
3:30 PM	4:45 PM	TR	BAMK 368 029 Marketing Analysis and Research	LEC	3	14	3	14	42	35%
3:35 PM	4:50 PM	MW	BAFN 532 009 Business Law	LEC	3	14	3	14	42	35%
7:00 PM	9:40 PM	T	BAFN 478 014 Student and Foundation Fund	LEC	3	12	3	12	32	30%

NOTE: Concurrent sessions are counted as one section; WRH = Weekly Room Hours; WSCH = Weekly Student Contact Hours

UNIVERSITY OF NORTHERN COLORADO

Scheduled Utilization

KEPNER HALL • KEPN 1030

Room Use Code: Classroom

Department: Classroom Capacity: 47
 Average Enrollment: 34 Assignable Square Feet: 910 Assignable Sq. Ft. Per Station: 19
 Weekly Student Contact Hours: 1,327 Weekly Room Hours: 38 Hours in Use Student Station Occupancy: 74%

	MON	TUE	WED	THU	FRI
7:00 AM					
8:00 AM					
9:00 AM					
10:00 AM					
11:00 AM					
12:00 PM					
1:00 PM					
2:00 PM					
3:00 PM					
4:00 PM					
5:00 PM					
6:00 PM					
7:00 PM					
8:00 PM					
9:00 PM					
10:00 PM					

					COURSE			SECTION			
Start Time	End Time	Days	Course		TYPE	WRH	Enroll-ment	WRH	Enroll-ment	WSCH	Student Station Occupancy %
8:00 AM	9:15 AM	TR	BA 150 022	BA 150 - FOUNDATIONS OF BUSIN	LEC	3	40	3	40	120	85%
9:05 AM	9:55 AM	MWF	BAFN 305 003	Intermediate Business Statistics	LEC	3	39	3	39	117	83%
9:30 AM	10:45 AM	TR	BA 150 023	BA 150 - FOUNDATIONS OF BUSIN	LEC	3	43	3	43	129	91%
10:10 AM	11:00 AM	MWF	BAMK 360 004	Marketing	LEC	3	43	3	43	129	91%
11:00 AM	12:15 PM	TR	BAMK 360 025	Marketing	LEC	3	18	3	18	54	38%
11:15 AM	12:05 PM	MWF	BAFN 231 005	Legal Environment of Business	LEC	3	45	3	45	135	96%
12:20 PM	1:10 PM	MWF	BAMG 350 006	Management of Organizations	LEC	3	47	3	47	141	100%
12:30 PM	1:45 PM	TR	BAMG 353 026	Human Resources Management	LEC	3	41	3	41	123	87%
1:25 PM	2:15 PM	MWF	BAFN 231 007	Legal Environment of Business	LEC	3	47	3	47	141	100%
2:00 PM	3:15 PM	TR	BAAC 221 028	Principles of Accounting II	LEC	3	19	3	19	57	40%
2:30 PM	3:20 PM	MWF	BAMG 350 008	Management of Organizations	LEC	3	26	3	26	78	55%
7:00 PM	9:40 PM	T	BAFN 332 014	Business Administration and the Law	LEC	3	12	3	12	32	26%
7:00 PM	9:40 PM	W	BAFN 231 015	Legal Environment of Business	LEC	3	26	3	26	70	55%

NOTE: Concurrent sessions are counted as one section; WRH = Weekly Room Hours; WSCH = Weekly Student Contact Hours

UNIVERSITY OF NORTHERN COLORADO

Scheduled Utilization

KEPNER HALL • KEPN 1040

Room Use Code: Classroom

Department: Classroom	Capacity: 28
Average Enrollment: 24	Assignable Sq. Ft. Per Station: 21
Weekly Student Contact Hours: 244	Hours in Use Student Station Occupancy: 87%
Assignable Square Feet: 589	
Weekly Room Hours: 10	

	MON	TUE	WED	THU	FRI
7:00 AM					
8:00 AM					
9:00 AM					
10:00 AM					
11:00 AM					
12:00 PM					
1:00 PM					
2:00 PM					
3:00 PM					
4:00 PM					
5:00 PM					
6:00 PM					
7:00 PM					
8:00 PM					
9:00 PM					
10:00 PM					

Start Time	End Time	Days	Course	COURSE			SECTION			
				TYPE	WRH	Enroll-ment	WRH	Enroll-ment	WSCH	Student Station Occupancy %
8:00 AM	8:50 AM	MWF	BAMG 456 002 Strategic Management	LEC	3	27	3	27	81	96%
9:05 AM	9:55 AM	MWF	BAMG 456 003 Strategic Management	LEC	3	26	3	26	78	93%
9:30 AM	12:15 PM	R	ASLS 664 100 Fluency Disorders	LEC	3	21	3	21	63	75%
11:15 AM	12:05 PM	M	ASLS 583 300 Clinical Practicum: Introduction	CLI	1	22	1	22	22	79%

NOTE: Concurrent sessions are counted as one section; WRH = Weekly Room Hours; WSCH = Weekly Student Contact Hours

UNIVERSITY OF NORTHERN COLORADO

Scheduled Utilization

KEPNER HALL • KEPN 1045

Room Use Code: Classroom

Department: Classroom Capacity: 30
 Average Enrollment: 24 Assignable Square Feet: 618 Assignable Sq. Ft. Per Station: 21
 Weekly Student Contact Hours: 216 Weekly Room Hours: 9 Hours in Use Student Station Occupancy: 80%

	MON	TUE	WED	THU	FRI
7:00 AM					
8:00 AM					
9:00 AM					
10:00 AM					
11:00 AM					
12:00 PM					
1:00 PM					
2:00 PM					
3:00 PM					
4:00 PM					
5:00 PM					
6:00 PM					
7:00 PM					
8:00 PM					
9:00 PM					
10:00 PM					

Start Time	End Time	Days	Course		COURSE			SECTION			
					TYPE	WRH	Enroll-ment	WRH	Enroll-ment	WSCH	Student Station Occupancy %
8:00 AM	8:50 AM	TR	UNIV 101 101	Foundations for Learning and Develo	LEC	2	24	2	24	48	80%
10:10 AM	11:00 AM	MW	UNIV 101 009	Foundations for Learning and Develo	LEC	2	19	2	19	38	63%
11:00 AM	11:50 AM	TR	UNIV 101 103	Foundations for Learning and Develo	LEC	2	23	2	23	46	77%
2:00 PM	3:15 PM	TR	RTH 232 403	Event Leadership	LEC	3	28	3	28	84	93%

NOTE: Concurrent sessions are counted as one section; WRH = Weekly Room Hours; WSCH = Weekly Student Contact Hours

UNIVERSITY OF NORTHERN COLORADO

Scheduled Utilization

KEPNER HALL • KEPN 2005

Room Use Code: Classroom

Department: Classroom	Capacity: 40
Average Enrollment: 28	Assignable Sq. Ft. Per Station: 19
Weekly Student Contact Hours: 45	Hours in Use Student Station Occupancy: 70%
Assignable Square Feet: 771	
Weekly Room Hours: 2	

	MON	TUE	WED	THU	FRI
7:00 AM					
8:00 AM					
9:00 AM					
10:00 AM					
11:00 AM					
12:00 PM					
1:00 PM					
2:00 PM					
3:00 PM					
4:00 PM					
5:00 PM					
6:00 PM					
7:00 PM					
8:00 PM					
9:00 PM					
10:00 PM					

Start Time	End Time	Days	Course	COURSE			SECTION			
				TYPE	WRH	Enroll-ment	WRH	Enroll-ment	WSCH	Student Station Occupancy %
8:00 AM	9:15 AM	TR	BAAC 300 022 Information Systems	LEC	3	40	3	40	120	100%
3:30 PM	4:45 PM	TR	BAAC 301 029 Survey of Accounting	LEC	3	16	3	16	48	40%

NOTE: Concurrent sessions are counted as one section; WRH = Weekly Room Hours; WSCH = Weekly Student Contact Hours

UNIVERSITY OF NORTHERN COLORADO

Scheduled Utilization

KEPNER HALL • KEPN 2010

Room Use Code: Classroom

Department: Classroom Capacity: 40
 Average Enrollment: 30 Assignable Square Feet: 773 Assignable Sq. Ft. Per Station: 19
 Weekly Student Contact Hours: 670 Weekly Room Hours: 24 Hours in Use Student Station Occupancy: 71%

	MON	TUE	WED	THU	FRI
7:00 AM					
8:00 AM					
9:00 AM					
10:00 AM					
11:00 AM					
12:00 PM					
1:00 PM					
2:00 PM					
3:00 PM					
4:00 PM					
5:00 PM					
6:00 PM					
7:00 PM					
8:00 PM					
9:00 PM					
10:00 PM					

					COURSE			SECTION			
Start Time	End Time	Days	Course		TYPE	WRH	Enroll-ment	WRH	Enroll-ment	WSCH	Student Station Occupancy %
8:00 AM	9:15 AM	TR	BAMK 364 022	Selling and Sales Management	LEC	3	18	3	18	54	45%
9:00 AM	11:50 AM	TF	NURS 335 002	Foundations of Professional Practice	LEC	6	37	6	37	211	93%
9:30 AM	10:45 AM	TR	BAFN 340 023	Principles of Risk and Insurance	LEC	3	36	3	36	108	90%
11:00 AM	12:15 PM	TR	BAAC 425 025	Auditing I	LEC	3	39	3	39	117	98%
12:30 PM	1:20 PM	TR	UNIV 101 110	Foundations for Learning and Develo	LEC	2	25	2	25	50	63%
1:25 PM	2:15 PM	MWF	BAAC 424 017	Accounting Ethics	LEC	3	29	3	29	87	73%
2:00 PM	3:15 PM	TR	BAMG 469 028	Supply Chain Management	LEC	3	41	3	41	123	103%
2:30 PM	3:20 PM	MWF	BAMG 458 008	Managing in a Global Environment	LEC	3	42	3	42	126	105%
3:35 PM	4:50 PM	MW	BAFN 473 010	Commercial Bank Management	LEC	3	12	3	12	36	30%
7:00 PM	9:40 PM	T	BAMK 365 014	Advertising	LEC	3	19	3	19	51	48%

NOTE: Concurrent sessions are counted as one section; WRH = Weekly Room Hours; WSCH = Weekly Student Contact Hours

UNIVERSITY OF NORTHERN COLORADO

Scheduled Utilization

KEPNER HALL • KEPN 2025

Room Use Code: Classroom

Department: Classroom Capacity: 42
 Average Assignable Assignable Sq. Ft.
 Enrollment: 32 Square Feet: 809 Per Station: 19
 Weekly Student Weekly Hours in Use Student
 Contact Hours: 963 Room Hours: 30 Station Occupancy: 76%

	MON	TUE	WED	THU	FRI
7:00 AM					
8:00 AM					
9:00 AM					
10:00 AM					
11:00 AM					
12:00 PM					
1:00 PM					
2:00 PM					
3:00 PM					
4:00 PM					
5:00 PM					
6:00 PM					
7:00 PM					
8:00 PM					
9:00 PM					
10:00 PM					

Start Time	End Time	Days	Course	COURSE			SECTION			
				TYPE	WRH	Enroll-ment	WRH	Enroll-ment	WSCH	Student Station Occupancy %
8:00 AM	9:15 AM	TR	BAAC 221 022 Principles of Accounting II	LEC	3	16	3	16	48	38%
9:05 AM	9:55 AM	MWF	BA 251 003 International Business	LEC	3	38	3	38	114	90%
9:30 AM	10:45 AM	TR	BAMK 360 023 Marketing	LEC	3	40	3	40	120	95%
10:10 AM	11:00 AM	MWF	BAAC 323 004 Cost and Managerial Accounting I	LEC	3	25	3	25	75	60%
11:00 AM	12:15 PM	TR	BAFN 371 025 Financial Markets and Institutions	LEC	3	28	3	28	84	67%
11:15 AM	12:05 PM	MWF	BAAC 220 005 Principles of Accounting I	LEC	3	40	3	40	120	95%
12:30 PM	1:45 PM	TR	BA 251 016 International Business	LEC	3	34	3	34	102	81%
1:25 PM	2:15 PM	MWF	BAFN 370 007 Business Finance	LEC	3	35	3	35	105	83%
2:00 PM	3:15 PM	TR	BAAC 421 028 Advanced Accounting	LEC	3	34	3	34	102	81%
2:30 PM	3:20 PM	MWF	HUSR 342 323 Modern Concepts of Health and Dise	LEC	3	31	3	31	93	74%

NOTE: Concurrent sessions are counted as one section; WRH = Weekly Room Hours; WSCH = Weekly Student Contact Hours

UNIVERSITY OF NORTHERN COLORADO

Scheduled Utilization

KEPNER HALL • KEPN 2030

Room Use Code: Classroom

Department: Classroom
 Average Enrollment: 34
 Weekly Student Contact Hours: 1,425
 Capacity: 45
 Assignable Square Feet: 809
 Weekly Room Hours: 42
 Assignable Sq. Ft. Per Station: 18
 Hours in Use Student Station Occupancy: 75%

	MON	TUE	WED	THU	FRI
7:00 AM					
8:00 AM					
9:00 AM					
10:00 AM					
11:00 AM					
12:00 PM					
1:00 PM					
2:00 PM					
3:00 PM					
4:00 PM					
5:00 PM					
6:00 PM					
7:00 PM					
8:00 PM					
9:00 PM					
10:00 PM					

					COURSE			SECTION			
Start Time	End Time	Days	Course		TYPE	WRH	Enroll-ment	WRH	Enroll-ment	WSCH	Student Station Occupancy %
8:00 AM	8:50 AM	MWF	BAAC 320 002	Intermediate Accounting I	LEC	3	12	3	12	36	27%
8:00 AM	9:15 AM	TR	BAAC 321 002	Intermediate Accounting II	LEC	3	42	3	42	126	93%
9:05 AM	9:55 AM	MWF	BAFN 370 003	Business Finance	LEC	3	36	3	36	108	80%
9:30 AM	10:45 AM	TR	BAMG 453 023	Advanced Topics in Human Resource	LEC	3	18	3	18	54	40%
10:10 AM	11:00 AM	MWF	BAAC 220 004	Principles of Accounting I	LEC	3	39	3	39	117	87%
11:00 AM	12:15 PM	TR	BA 251 025	International Business	LEC	3	43	3	43	129	96%
11:15 AM	12:05 PM	MWF	BAMK 360 005	Marketing	LEC	3	31	3	31	93	69%
12:20 PM	1:10 PM	MWF	BAFN 305 006	Intermediate Business Statistics	LEC	3	40	3	40	120	89%
12:30 PM	1:45 PM	TR	BAFN 291 026	Business Statistics I	LEC	3	39	3	39	117	87%
1:25 PM	2:15 PM	MWF	BAMG 350 007	Management of Organizations	LEC	3	45	3	45	135	100%
2:00 PM	3:15 PM	TR	BAFN 470 028	Financial Management	LEC	3	29	3	29	87	64%
2:30 PM	3:20 PM	MWF	BAFN 240 008	Introduction to Personal Financial Pla	LEC	3	16	3	16	48	36%
3:35 PM	4:50 PM	MW	BA 150 009	AH3-Founds of Bus Thought - 10762	LEC	3	44	3	44	132	98%
5:15 PM	6:35 PM	MW	BA 150 011	AH3-Founds of Business Thought - 1	LEC	3	41	3	41	123	91%

NOTE: Concurrent sessions are counted as one section; WRH = Weekly Room Hours; WSCH = Weekly Student Contact Hours

UNIVERSITY OF NORTHERN COLORADO

Scheduled Utilization

KEPNER HALL • KEPN 2040

Room Use Code: Classroom

Department: Classroom Capacity: 44
 Average Assignable Assignable Sq. Ft.
 Enrollment: 33 Square Feet: 711 Per Station: 16
 Weekly Student Weekly
 Contact Hours: 1.261 Room Hours: 39 Hours in Use Student
 Station Occupancy: 74%

	MON	TUE	WED	THU	FRI
7:00 AM					
8:00 AM					
9:00 AM					
10:00 AM					
11:00 AM					
12:00 PM					
1:00 PM					
2:00 PM					
3:00 PM					
4:00 PM					
5:00 PM					
6:00 PM					
7:00 PM					
8:00 PM					
9:00 PM					
10:00 PM					

Start Time	End Time	Days	Course	COURSE			SECTION			
				TYPE	WRH	Enroll-ment	WRH	Enroll-ment	WSCH	Student Station Occupancy %
8:00 AM	8:50 AM	MWF	BAFN 305 002 Intermediate Business Statistics	LEC	3	39	3	39	117	89%
8:00 AM	9:15 AM	TR	BAFN 231 022 Legal Environment of Business	LEC	3	25	3	25	75	57%
9:05 AM	9:55 AM	MWF	BAAC 220 003 Principles of Accounting I	LEC	3	39	3	39	117	89%
9:30 AM	10:45 AM	TR	BAMK 361 023 Consumer Behavior	LEC	3	16	3	16	48	36%
10:10 AM	11:00 AM	MWF	BAAC 320 004 Intermediate Accounting I	LEC	3	40	3	40	120	91%
11:00 AM	12:15 PM	TR	BA 150 015 Foundations of Business	LEC	3	43	3	43	129	98%
12:20 PM	1:10 PM	MWF	BAMK 371 006 E-Marketing	LEC	3	27	3	27	81	61%
12:30 PM	1:45 PM	TR	BA 150 026 Foundations of Business	LEC	3	26	3	26	78	59%
1:25 PM	2:15 PM	MWF	BA 251 007 International Business	LEC	3	40	3	40	120	91%
2:00 PM	3:15 PM	TR	BA 205 028 Business Communications	LEC	3	22	3	22	66	50%
2:30 PM	3:20 PM	MWF	BAMK 260 008 Introduction to Marketing	LEC	3	44	3	44	132	100%
5:15 PM	6:35 PM	MW	BAFN 291 011 Business Statistics I	LEC	3	34	3	34	102	77%
7:00 PM	9:40 PM	W	BAMK 490 013 Marketing Problems	LEC	3	28	3	28	76	64%

NOTE: Concurrent sessions are counted as one section; WRH = Weekly Room Hours; WSCH = Weekly Student Contact Hours

UNIVERSITY OF NORTHERN COLORADO

Scheduled Utilization

KEPNER HALL • KEPN 2045

Room Use Code: Classroom

Department: Classroom
 Average Enrollment: 14
 Weekly Student Contact Hours: 135
 Assignable Square Feet: 465
 Weekly Room Hours: 8
 Capacity: 25
 Assignable Sq. Ft. Per Station: 19
 Hours in Use Student Station Occupancy: 67%

	MON	TUE	WED	THU	FRI
7:00 AM					
8:00 AM					
9:00 AM					
10:00 AM					
11:00 AM					
12:00 PM					
1:00 PM					
2:00 PM					
3:00 PM					
4:00 PM					
5:00 PM					
6:00 PM					
7:00 PM					
8:00 PM					
9:00 PM					
10:00 PM					

Start Time	End Time	Days	Course		COURSE			SECTION			
					TYPE	WRH	Enroll-ment	WRH	Enroll-ment	WSCH	Student Station Occupancy %
10:00 AM	12:00 PM	T	RTH 492 471	Internship in Recreation, Tourism and	INT	2	3	2	3	6	12%
10:10 AM	12:05 PM	W	HRS 610 470	Interpretation and Evaluation of Beha	LEC	2	21	2	21	42	84%
12:20 PM	1:35 PM	MW	BAAC 529 026	Contemporary Issues in Tax	LEC	3	15	3	15	45	60%
3:30 PM	4:45 PM	TR	BACS 500 010	Information Technology for Accountin	LEC	3	16	3	16	48	64%

NOTE: Concurrent sessions are counted as one section; WRH = Weekly Room Hours; WSCH = Weekly Student Contact Hours

UNIVERSITY OF NORTHERN COLORADO

Scheduled Utilization

KEPNER HALL • KEPN 2050

Room Use Code: Classroom

Department: Classroom
 Average Enrollment: 52
 Weekly Student Contact Hours: 919
 Assignable Square Feet: 2,480
 Weekly Room Hours: 17
 Capacity: 196
 Assignable Sq. Ft. Per Station: 13
 Hours in Use Student Station Occupancy: 28%

	MON	TUE	WED	THU	FRI
7:00 AM					
8:00 AM					
9:00 AM					
10:00 AM					
11:00 AM					
12:00 PM					
1:00 PM					
2:00 PM					
3:00 PM					
4:00 PM					
5:00 PM					
6:00 PM					
7:00 PM					
8:00 PM					
9:00 PM					
10:00 PM					

Start Time	End Time	Days	Course		COURSE			SECTION			
					TYPE	WRH	Enroll-ment	WRH	Enroll-ment	WSCH	Student Station Occupancy %
9:05 AM	9:55 AM	MWF	RTH 203 402	Introduction to Recreation, Tourism a	LEC	3	70	3	70	210	36%
9:30 AM	10:45 AM	TR	HIST 101 001	Survey of American History from 187	LEC	3	65	3	65	195	33%
10:10 AM	11:00 AM	MWF	RTH 206 404	Commercial Recreation, Tourism and	LEC	3	42	3	42	126	21%
11:00 AM	12:15 PM	TR	HIST 101 002	Survey of American History from 187	LEC	3	65	3	65	195	33%
12:20 PM	2:15 PM	W	MUS 294 076	Studio Performance Class: Woodwin	STO	2	7	2	17	34	9%
12:20 PM	2:15 PM	W	MUS 494 076	Studio Performance Class: Woodwin	STO	2	10				
4:40 PM	5:30 PM	M	MUS 100 180	Recitals, Concerts and Productions	LAB	1	50	1	50	50	26%
4:40 PM	5:30 PM	R	MUS 100 150	Recitals, Concerts and Productions	LAB	1	18	1	18	18	9%
4:40 PM	5:30 PM	T	MUS 100 170	Recitals, Concerts and Productions	LAB	1	91	1	91	91	46%

NOTE: Concurrent sessions are counted as one section; WRH = Weekly Room Hours; WSCH = Weekly Student Contact Hours

UNIVERSITY OF NORTHERN COLORADO

Scheduled Utilization

MCKEE HALL • MCKE 135

Room Use Code: Classroom

Department: Classroom Capacity: 44
 Average Enrollment: 27 Assignable Square Feet: 657 Assignable Sq. Ft. Per Station: 15
 Weekly Student Contact Hours: 1,212 Weekly Room Hours: 45 Hours in Use Student Station Occupancy: 61%

	MON	TUE	WED	THU	FRI
7:00 AM					
8:00 AM					
9:00 AM					
10:00 AM					
11:00 AM					
12:00 PM					
1:00 PM					
2:00 PM					
3:00 PM					
4:00 PM					
5:00 PM					
6:00 PM					
7:00 PM					
8:00 PM					
9:00 PM					
10:00 PM					

Start Time	End Time	Days	Course		COURSE			SECTION			
					TYPE	WRH	Enrollment	WRH	Enrollment	WSCH	Student Station Occupancy %
8:00 AM	8:50 AM	MWF	STAT 150 212	Introduction to Statistical Analysis	LEC	3	38	3	38	114	86%
8:00 AM	9:15 AM	TR	PSY 460 002	Clinical Psychology	LEC	3	20	3	20	60	45%
9:05 AM	9:55 AM	MWF	PSY 341 003	Principles of Learning	LEC	3	37	3	37	111	84%
9:30 AM	10:45 AM	TR	EDSE 325 008	Behavioral Dimensions of Students wi	LEC	3	30	3	30	90	68%
10:10 AM	11:00 AM	MWF	PSY 407 006	Introduction to Counseling Theories	LEC	3	18	3	18	54	41%
11:00 AM	12:15 PM	TR	PSY 467 005	Psychology of Prejudice	LEC	3	41	3	41	123	93%
11:15 AM	12:05 PM	MWF	ENG 122 027	College Composition	LEC	3	25	3	25	75	57%
12:20 PM	1:10 PM	MWF	MATH 495 006	Topics in Mathematics	LEC	3	22	3	22	66	50%
1:25 PM	2:15 PM	MWF	ENG 122 106	College Composition	LEC	3	25	3	25	75	57%
2:00 PM	3:15 PM	TR	PSY 440 008	Cognition	LEC	3	20	3	20	60	45%
2:30 PM	3:20 PM	MWF	SOSC 300 005	Social Science and Historical Perspe	LEC	3	17	3	17	51	39%
3:30 PM	4:45 PM	TR	SOSC 341 001	Teaching Secondary Social Studies	LEC	3	27	3	27	81	61%
3:35 PM	4:25 PM	MWF	STAT 150 009	Introduction to Statistical Analysis	LEC	3	37	3	37	111	84%
5:30 PM	8:30 PM	R	PSY 430 008	Developmental Disabilities and Psych	LEC	3	18	3	18	54	41%
5:35 PM	8:30 PM	T	EDSE 201 001	Culture of Special Education	LEC	3	30	3	30	87	68%

NOTE: Concurrent sessions are counted as one section; WRH = Weekly Room Hours; WSCH = Weekly Student Contact Hours

UNIVERSITY OF NORTHERN COLORADO

Scheduled Utilization

MCKEE HALL • MCKE 136

Room Use Code: Classroom

Department: Classroom
 Average Enrollment: 8
 Weekly Student Contact Hours: 76
 Assignable Square Feet: 450
 Weekly Room Hours: 10
 Capacity: 23
 Assignable Sq. Ft. Per Station: 20
 Hours in Use Student Station Occupancy: 33%

	MON	TUE	WED	THU	FRI
7:00 AM					
8:00 AM					
9:00 AM					
10:00 AM					
11:00 AM					
12:00 PM					
1:00 PM					
2:00 PM					
3:00 PM					
4:00 PM					
5:00 PM					
6:00 PM					
7:00 PM					
8:00 PM					
9:00 PM					
10:00 PM					

					COURSE			SECTION			
Start Time	End Time	Days	Course		TYPE	WRH	Enroll-ment	WRH	Enroll-ment	WSCH	Student Station Occupancy %
9:00 AM	11:30 AM	M	ELPS 797 001	Doctoral Proposal Research	RES	3	7	3	7	21	30%
9:00 AM	12:00 PM	T	APCE 602 003	Foundations of School Guidance	LEC	3	10	3	10	30	43%
10:30 AM	11:30 AM	W	APCE 701 106	Professional Development Seminar in	SEM	1	7	1	7	7	30%
4:00 PM	6:45 PM	T	ET 500 010	Introduction to Instructional Design an	LEC	3	6	3	6	18	26%

NOTE: Concurrent sessions are counted as one section; WRH = Weekly Room Hours; WSCH = Weekly Student Contact Hours

UNIVERSITY OF NORTHERN COLORADO

Scheduled Utilization

MCKEE HALL • MCKE 137

Room Use Code: Classroom

Department: Classroom Capacity: 34
 Average Enrollment: 16 Assignable Square Feet: 548 Assignable Sq. Ft. Per Station: 16
 Weekly Student Contact Hours: 418 Weekly Room Hours: 27 Hours in Use Student Station Occupancy: 46%

	MON	TUE	WED	THU	FRI
7:00 AM					
8:00 AM					
9:00 AM					
10:00 AM					
11:00 AM					
12:00 PM					
1:00 PM					
2:00 PM					
3:00 PM					
4:00 PM					
5:00 PM					
6:00 PM					
7:00 PM					
8:00 PM					
9:00 PM					
10:00 PM					

					COURSE			SECTION			
Start Time	End Time	Days	Course		TYPE	WRH	Enroll-ment	WRH	Enroll-ment	WSCH	Student Station Occupancy %
8:00 AM	8:50 AM	MW	UNIV 101 004	Foundations for Learning and Develo	LEC	2	8	2	8	16	24%
8:00 AM	8:50 AM	TR	UNIV 101 104	Foundations for Learning and Develo	LEC	2	16	2	16	32	47%
9:05 AM	9:55 AM	MW	UNIV 101 005	Foundations for Learning and Develo	LEC	2	30	2	30	60	88%
9:30 AM	10:20 AM	TR	UNIV 101 108	Foundations for Learning and Develo	LEC	2	14	2	14	28	41%
11:00 AM	11:50 AM	TR	UNIV 101 109	Foundations for Learning and Develo	LEC	2	23	2	23	46	68%
12:20 PM	1:10 PM	MTWR	CIE 079 701	High-Advanced Reading/Vocabulary	LEC	2	14	2	14	28	41%
12:30 PM	3:30 PM	W	APCE 681 006	Practicum in Consultation	PRA	3	4	3	4	12	12%
2:00 PM	3:15 PM	TR	EDSE 320 005	Assessment in Special Education	LEC	3	32	3	32	96	94%
4:00 PM	6:45 PM	R	ET 628 011	Design of Multimedia Learning Enviro	REC	3	9	3	9	27	26%
5:35 PM	8:30 PM	M	EDSE 512 011	Assessment, IEP Development and I	LEC	3	15	3	15	44	44%
5:35 PM	8:30 PM	T	EDSE 614 011	Behavioral Interventions	LEC	3	10	3	10	29	29%

NOTE: Concurrent sessions are counted as one section; WRH = Weekly Room Hours; WSCH = Weekly Student Contact Hours

UNIVERSITY OF NORTHERN COLORADO

Scheduled Utilization

MCKEE HALL • MCKE 138

Room Use Code: Classroom

Department: Classroom Capacity: 36
 Average Assignable Assignable Sq. Ft.
 Enrollment: 22 Square Feet: 547 Per Station: 15
 Weekly Student Weekly
 Contact Hours: 552 Room Hours: 24 Hours in Use Student
 Station Occupancy: 64%

	MON	TUE	WED	THU	FRI
7:00 AM					
8:00 AM					
9:00 AM					
10:00 AM					
11:00 AM					
12:00 PM					
1:00 PM					
2:00 PM					
3:00 PM					
4:00 PM					
5:00 PM					
6:00 PM					
7:00 PM					
8:00 PM					
9:00 PM					
10:00 PM					

Start Time	End Time	Days	Course	COURSE			SECTION			
				TYPE	WRH	Enroll-ment	WRH	Enroll-ment	WSCH	Student Station Occupancy %
9:05 AM	9:55 AM	MTWR	CIE 047 701 Low-Intermediate Writing	LEC	2	1	2	1	2	3%
10:10 AM	11:00 AM	MWF	EDSE 360 004 You will be able to access the syllabu	LEC	3	31	3	31	93	86%
11:15 AM	12:05 PM	MTWR	CIE 038 700 High-Basic Grammar	LEC	2	7	2	7	14	19%
12:30 PM	1:45 PM	TR	TESL 400 001 Methods and Approaches of ESL/EFL	LEC	3	35	3	35	105	97%
1:25 PM	2:15 PM	MWF	STAT 150 227 Introduction to Statistical Analysis	LEC	3	35	3	35	105	97%
2:00 PM	3:15 PM	TR	EDSE 322 111 K-12 Methods in Special Education	LEC	3	23	3	23	69	64%
3:35 PM	4:25 PM	TR	EDSE 433 002 Exceptional Students in the Regular	LEC	2	30	2	30	60	83%
5:35 PM	8:30 PM	W	EDSE 616 011 Scientifically Based Literacy Interventi	LEC	3	10	3	10	29	28%
6:00 PM	9:00 PM	R	EDSE 360 012 Adaptation, Modification, and Integrati	LEC	3	25	3	25	75	69%

NOTE: Concurrent sessions are counted as one section; WRH = Weekly Room Hours; WSCH = Weekly Student Contact Hours

UNIVERSITY OF NORTHERN COLORADO

Scheduled Utilization

MCKEE HALL • MCKE 139

Room Use Code: Classroom

Department: Classroom

Average
Enrollment: 12Assignable
Square Feet: 445

Capacity: 30

Assignable Sq. Ft.
Per Station: 15Weekly Student
Contact Hours: 135Weekly
Room Hours: 12Hours in Use Student
Station Occupancy: 38%

	MON	TUE	WED	THU	FRI
7:00 AM					
8:00 AM					
9:00 AM					
10:00 AM					
11:00 AM					
12:00 PM					
1:00 PM					
2:00 PM					
3:00 PM					
4:00 PM					
5:00 PM					
6:00 PM					
7:00 PM					
8:00 PM					
9:00 PM					
10:00 PM					

Start Time	End Time	Days	Course	COURSE			SECTION				
				TYPE	WRH	Enroll-ment	WRH	Enroll-ment	WSCH	Student Station Occupancy %	
9:30 AM	10:45 AM	TR	EDSE 442 111	Language and Literacy for Students	LEC	3	22	3	22	66	73%
3:30 PM	4:20 PM	T	FYE 108 003	UNC's First Year Experience	LEC	1	5	1	5	5	17%
3:30 PM	7:30 PM	WR	APCE 618 009	Practicum in Child, Adolescent, and F	PRA	8	8	8	8	64	27%

NOTE: Concurrent sessions are counted as one section; WRH = Weekly Room Hours; WSCH = Weekly Student Contact Hours

UNIVERSITY OF NORTHERN COLORADO

Scheduled Utilization

MCKEE HALL • MCKE 140

Room Use Code: Classroom

Department: Classroom Capacity: 27
 Average Enrollment: 13 Assignable Square Feet: 649 Assignable Sq. Ft. Per Station: 24
 Weekly Student Contact Hours: 487 Weekly Room Hours: 41 Hours in Use Student Station Occupancy: 44%

	MON	TUE	WED	THU	FRI
7:00 AM					
8:00 AM					
9:00 AM					
10:00 AM					
11:00 AM					
12:00 PM					
1:00 PM					
2:00 PM					
3:00 PM					
4:00 PM					
5:00 PM					
6:00 PM					
7:00 PM					
8:00 PM					
9:00 PM					
10:00 PM					

					COURSE			SECTION			
Start Time	End Time	Days	Course		TYPE	WRH	Enroll-ment	WRH	Enroll-ment	WSCH	Student Station Occupancy %
8:00 AM	5:00 PM	S	ELPS 667 001	Leadership at the District Level	LEC	9	7	9	7	63	26%
9:05 AM	9:55 AM	MTWF	SRM 502 003	Applied Statistics	LEC	4	16	4	16	64	59%
10:10 AM	10:55 AM	MTWF	SRM 551 004	Mathematical Statistics with Applicati	LEC	3	8	3	8	24	30%
11:15 AM	12:05 PM	MTWR	CIE 078 701	High-Advanced Grammar	LEC	2	17	2	17	34	63%
11:15 AM	12:05 PM	MTWR	CIE 078 700	High-Advanced Grammar	LEC	2	7	2	7	14	26%
12:30 PM	1:50 PM	R	BIO 502 413	Biomedicine and Careers	LEC	1	5	1	5	7	19%
1:25 PM	2:15 PM	MWF	BIO 581 013	Neurobiology	LEC	3	9	3	9	27	33%
1:30 PM	4:15 PM	T	SRM 522 007	Introduction to R	LEC	1	8	1	8	6	30%
2:00 PM	5:00 PM	R	SRM 688 010	Writing as Analysis of Qualitative Res	LEC	3	14	3	14	42	52%
2:00 PM	4:45 PM	T	SRM 600 008	Introduction to Graduate Research	LEC	3	9	3	9	27	33%
2:30 PM	3:20 PM	MWF	SRM 607 008	Non-Parametric Statistics	LEC	3	19	3	19	57	70%
3:35 PM	4:25 PM	W	SRM 650 009	Research and Statistics Colloquium	LEC	1	23	1	23	23	85%
4:30 PM	7:30 PM	T	SRM 700 010	Advanced Research Methods	LEC	3	15	3	15	45	56%
6:00 PM	9:00 PM	W	SRM 600 012	Introduction to Graduate Research	LEC	3	18	3	18	54	67%

NOTE: Concurrent sessions are counted as one section; WRH = Weekly Room Hours; WSCH = Weekly Student Contact Hours

UNIVERSITY OF NORTHERN COLORADO

Scheduled Utilization

MCKEE HALL • MCKE 141

Room Use Code: Classroom

Department: Classroom

Average
Enrollment: 27

Assignable
Square Feet: 548

Capacity: 37

Assignable Sq. Ft.
Per Station: 15

Weekly Student
Contact Hours: 644

Weekly
Room Hours: 24

Hours in Use Student
Station Occupancy: 73%

	MON	TUE	WED	THU	FRI
7:00 AM					
8:00 AM					
9:00 AM					
10:00 AM					
11:00 AM					
12:00 PM					
1:00 PM					
2:00 PM					
3:00 PM					
4:00 PM					
5:00 PM					
6:00 PM					
7:00 PM					
8:00 PM					
9:00 PM					
10:00 PM					

Start Time	End Time	Days	Course		COURSE			SECTION			
					TYPE	WRH	Enroll-ment	WRH	Enroll-ment	WSCH	Student Station Occupancy %
9:05 AM	9:55 AM	MWF	PSY 347 005	Educational Psychology for Elementa	LEC	3	36	3	36	108	97%
9:30 AM	10:45 AM	TR	PSY 347 007	Educational Psychology for Elementa	LEC	3	33	3	33	99	89%
10:10 AM	11:00 AM	MF	PSY 300 004	Research Methods in Psychology	LEC	2	27	2	27	54	73%
10:10 AM	12:05 PM	W	PSY 300 104	Research Methods in Psychology	LAB	2	27	2	27	54	73%
11:00 AM	12:15 PM	TR	PSY 349 005	Educational Psychology for Secondar	LEC	3	22	3	22	66	59%
12:30 PM	1:45 PM	TR	PSY 347 008	Educational Psychology for Elementa	LEC	3	35	3	35	105	95%
1:25 PM	3:20 PM	W	PSY 300 107	Research Methods in Psychology	LAB	2	22	2	22	44	59%
4:30 PM	5:50 PM	MW	SRM 595 010	Special Topics in Applied Statistics an	LEC	3	1	3	25	75	68%
4:30 PM	5:50 PM	MW	SRM 602 010	Statistical Methods I	LEC	3	24				
6:00 PM	9:00 PM	T	SRM 600 011	Introduction to Graduate Research	LEC	3	13	3	13	39	35%

NOTE: Concurrent sessions are counted as one section; WRH = Weekly Room Hours; WSCH = Weekly Student Contact Hours

UNIVERSITY OF NORTHERN COLORADO

Scheduled Utilization

MCKEE HALL • MCKE 144

Room Use Code: Classroom

Department: Classroom Capacity: 38
 Average Assignable Assignable Sq. Ft.
 Enrollment: 27 Square Feet: 592 Per Station: 16
 Weekly Student Weekly
 Contact Hours: 671 Room Hours: 25 Hours in Use Student
 Station Occupancy: 71%

	MON	TUE	WED	THU	FRI
7:00 AM					
8:00 AM					
9:00 AM					
10:00 AM					
11:00 AM					
12:00 PM					
1:00 PM					
2:00 PM					
3:00 PM					
4:00 PM					
5:00 PM					
6:00 PM					
7:00 PM					
8:00 PM					
9:00 PM					
10:00 PM					

					COURSE			SECTION			
Start Time	End Time	Days	Course		TYPE	WRH	Enroll-ment	WRH	Enroll-ment	WSCH	Student Station Occupancy %
9:05 AM	9:55 AM	MWF	PSY 380 003	Introduction to Physiological Psycholo	LEC	3	32	3	32	96	84%
9:30 AM	10:45 AM	TR	PSY 440 007	Cognition	LEC	3	36	3	36	108	95%
10:10 AM	11:00 AM	MWF	ASL 101 004	American Sign Language I	LEC	3	30	3	30	90	79%
11:15 AM	12:05 PM	MWF	PSCI 210 001	Politics in the European Community	LEC	3	35	3	35	105	92%
12:20 PM	1:10 PM	MWF	MATH 176 006	Topics in Calculus	LEC	3	37	3	37	111	97%
1:25 PM	2:15 PM	MWF	SRM 635 007	Categorical Data Analysis	LEC	3	12	3	12	36	32%
2:00 PM	3:15 PM	TR	PSY 350 003	Theories of Personality	LEC	3	27	3	27	81	71%
4:00 PM	6:45 PM	W	ET 695 010	Special Topics in Educational Techno	INT	3	7	3	7	21	18%
5:30 PM	6:20 PM	R	EDEL 198 200	Class Act	LEC	1	23	1	23	23	61%

NOTE: Concurrent sessions are counted as one section; WRH = Weekly Room Hours; WSCH = Weekly Student Contact Hours

UNIVERSITY OF NORTHERN COLORADO

Scheduled Utilization

MCKEE HALL • MCKE 145

Room Use Code: Classroom

Department: Classroom Capacity: 39
 Average Enrollment: 22 Assignable Square Feet: 592 Assignable Sq. Ft. Per Station: 15
 Weekly Student Contact Hours: 629 Weekly Room Hours: 26 Hours in Use Student Station Occupancy: 63%

	MON	TUE	WED	THU	FRI
7:00 AM					
8:00 AM					
9:00 AM					
10:00 AM					
11:00 AM					
12:00 PM					
1:00 PM					
2:00 PM					
3:00 PM					
4:00 PM					
5:00 PM					
6:00 PM					
7:00 PM					
8:00 PM					
9:00 PM					
10:00 PM					

Start Time	End Time	Days	Course		COURSE			SECTION			
					TYPE	WRH	Enrollment	WRH	Enrollment	WSCH	Student Station Occupancy %
8:00 AM	8:50 AM	MWF	PSY 347 003	Educational Psychology for Elementa	LEC	3	17	3	17	51	44%
8:00 AM	9:15 AM	TR	PSY 350 002	Theories of Personality	LEC	3	39	3	39	117	100%
9:05 AM	9:55 AM	MWF	PSY 200 003	Psychological Statistics and Design	LEC	3	31	3	31	93	79%
9:30 AM	10:45 AM	TR	PSY 330 003	Child and Adolescent Psychology	LEC	3	38	3	38	114	97%
10:10 AM	11:00 AM	MWF	PSY 200 004	Psychological Statistics and Design	LEC	3	29	3	29	87	74%
12:00 PM	3:00 PM	M	PSY 530 008	Life Span Developmental Psychology	LEC	3	20	3	20	60	51%
1:30 PM	2:45 PM	TR	SRM 520 007	Introduction to Statistical Computing	LEC	1	7	1	7	6	18%
1:30 PM	2:45 PM	TR	SRM 521 007	Statistical Computing with SPSS	LEC	1	12	1	12	10	31%
4:30 PM	7:30 PM	W	SRM 610 010	Statistical Methods III	LEC	3	14	3	14	42	36%
5:35 PM	8:30 PM	T	EDSE 510 011	Foundations of Special Education	LEC	3	17	3	17	49	44%

NOTE: Concurrent sessions are counted as one section; WRH = Weekly Room Hours; WSCH = Weekly Student Contact Hours

UNIVERSITY OF NORTHERN COLORADO

Scheduled Utilization

MCKEE HALL • MCKE 146

Room Use Code: Classroom

Department: Classroom Capacity: 39
 Average Assignable Assignable Sq. Ft.
 Enrollment: 23 Square Feet: 592 Per Station: 15
 Weekly Student Weekly
 Contact Hours: 811 Room Hours: 35 Hours in Use Student
 Station Occupancy: 59%

	MON	TUE	WED	THU	FRI
7:00 AM					
8:00 AM					
9:00 AM					
10:00 AM					
11:00 AM					
12:00 PM					
1:00 PM					
2:00 PM					
3:00 PM					
4:00 PM					
5:00 PM					
6:00 PM					
7:00 PM					
8:00 PM					
9:00 PM					
10:00 PM					

Start Time	End Time	Days	Course	COURSE			SECTION				
				TYPE	WRH	Enroll-ment	WRH	Enroll-ment	WSCH	Student Station	Occupancy %
8:00 AM	8:50 AM	MWF	MATH 182 002	Fundamental Mathematics II: Algebra	LEC	3	30	3	30	90	77%
8:00 AM	9:15 AM	TR	PSY 347 013	Educational Psychology for Elementa	LEC	3	34	3	34	102	87%
9:05 AM	9:55 AM	MW	UNIV 101 008	Foundations for Learning and Develo	LEC	2	5	2	5	10	13%
9:30 AM	10:45 AM	TR	ENG 122 014	College Composition	LEC	3	25	3	25	75	64%
10:10 AM	11:00 AM	MWF	MATH 120 004	Mathematics and Liberal Arts	LEC	3	39	3	39	117	100%
11:00 AM	12:15 PM	TR	EDSE 326 003	Behavioral Dimensions of Students wi	LEC	3	14	3	14	42	36%
11:15 AM	12:05 PM	MWF	PHIL 350 001	Ethics	LEC	3	30	3	30	90	77%
12:20 PM	1:10 PM	MWF	PSY 349 006	Educational Psychology for Secondar	LEC	3	32	3	32	96	82%
1:00 PM	4:00 PM	R	APCE 748 007	Instruction, Supervision and Leadersh	LEC	3	6	3	6	18	15%
1:25 PM	2:15 PM	MWF	PHIL 340 001	Formal Logic I	LEC	3	17	3	17	51	44%
2:30 PM	3:20 PM	MWF	MIND 100 002	The First Year Preceptorial	LEC	3	20	3	20	60	51%
5:00 PM	8:00 PM	M	SRM 680 011	Introduction to Qualitative Research	LEC	3	20	3	20	60	51%

NOTE: Concurrent sessions are counted as one section; WRH = Weekly Room Hours; WSCH = Weekly Student Contact Hours

UNIVERSITY OF NORTHERN COLORADO

Scheduled Utilization

MCKEE HALL • MCKE 150

Room Use Code: Classroom

Department: Classroom Capacity: 127
 Average Enrollment: 80 Assignable Square Feet: 1,774 Assignable Sq. Ft. Per Station: 14
 Weekly Student Contact Hours: 3,101 Weekly Room Hours: 38 Hours in Use Student Station Occupancy: 64%

	MON	TUE	WED	THU	FRI
7:00 AM					
8:00 AM					
9:00 AM					
10:00 AM					
11:00 AM					
12:00 PM					
1:00 PM					
2:00 PM					
3:00 PM					
4:00 PM					
5:00 PM					
6:00 PM					
7:00 PM					
8:00 PM					
9:00 PM					
10:00 PM					

					COURSE			SECTION			
Start Time	End Time	Days	Course		TYPE	WRH	Enroll-ment	WRH	Enroll-ment	WSCH	Student Station Occupancy %
8:00 AM	8:50 AM	MWF	PSY 120 002	Principles of Psychology	LEC	3	90	3	90	270	71%
8:00 AM	9:15 AM	TR	PSY 120 012	Principles of Psychology	LEC	3	88	3	88	264	69%
9:05 AM	9:55 AM	MWF	GEOL 100 003	General Geology	LEC	3	99	3	99	297	78%
9:30 AM	10:45 AM	TR	PSY 120 003	Principles of Psychology	LEC	3	88	3	88	264	69%
11:00 AM	12:15 PM	TR	CRJ 110 002	Introduction to Criminal Justice	LEC	3	72	3	72	216	57%
11:15 AM	12:05 PM	MWF	GEOL 100 005	General Geology	LEC	3	100	3	117	351	92%
11:15 AM	12:05 PM	MWF	GEOL 100 OM1	General Geology	LEC	3	17				
12:20 PM	1:10 PM	MWF	GEOL 110 006	Our Geological Environment	LEC	3	42	3	42	126	33%
12:30 PM	1:45 PM	TR	PSY 230 006	Human Growth and Development	LEC	3	69	3	69	207	54%
1:25 PM	2:15 PM	MWF	PSY 120 007	Principles of Psychology	LEC	3	89	3	89	267	70%
2:00 PM	3:15 PM	TR	SCI 106 008	Introduction to Spaceflight	LEC	3	118	3	118	354	93%
2:30 PM	3:20 PM	MWF	SOC 237 004	Sociology of Minorities	LEC	3	65	3	65	195	51%
3:30 PM	4:45 PM	TR	PSY 120 008	Principles of Psychology	LEC	3	90	3	90	270	71%
5:00 PM	7:00 PM	T	STEP 161 012	Observation and Analysis of Seconda	SCO	2	10	2	10	20	8%

NOTE: Concurrent sessions are counted as one section; WRH = Weekly Room Hours; WSCH = Weekly Student Contact Hours

UNIVERSITY OF NORTHERN COLORADO

Scheduled Utilization

MCKEE HALL • MCKE 151

Room Use Code: Classroom

Department: Classroom Capacity: 127
 Average Assignable Assignable Sq. Ft.
 Enrollment: 56 Square Feet: 1,751 Per Station: 14
 Weekly Student Weekly
 Contact Hours: 1,937 Room Hours: 34 Hours in Use Student
 Station Occupancy: 45%

	MON	TUE	WED	THU	FRI
7:00 AM					
8:00 AM					
9:00 AM					
10:00 AM					
11:00 AM					
12:00 PM					
1:00 PM					
2:00 PM					
3:00 PM					
4:00 PM					
5:00 PM					
6:00 PM					
7:00 PM					
8:00 PM					
9:00 PM					
10:00 PM					

					COURSE			SECTION			
Start Time	End Time	Days	Course		TYPE	WRH	Enroll-ment	WRH	Enroll-ment	WSCH	Student Station Occupancy %
8:00 AM	8:50 AM	MWF	PSY 341 002	Principles of Learning	LEC	3	32	3	32	96	25%
9:05 AM	9:55 AM	MWF	PSCI 100 002	United States National Government	LEC	3	96	3	96	288	76%
9:30 AM	10:45 AM	TR	SOC 100 004	Principles of Sociology	LEC	3	65	3	65	195	51%
11:00 AM	12:15 PM	TR	SOC 100 006	Principles of Sociology	LEC	3	62	3	62	186	49%
11:15 AM	12:05 PM	MWF	SOC 100 007	Principles of Sociology	LEC	3	63	3	63	189	50%
12:20 PM	1:10 PM	MW	BIO 265 012	Life Science Concepts	LEC	2	72	2	72	144	57%
12:30 PM	1:45 PM	TR	PSY 331 005	Maturity and Aging	LEC	3	40	3	40	120	31%
1:25 PM	2:15 PM	MWF	SOC 237 003	Sociology of Minorities	LEC	3	63	3	63	189	50%
2:00 PM	3:15 PM	TR	PSCI 105 001	Fundamentals of Politics	LEC	3	73	3	73	219	57%
2:30 PM	3:20 PM	MWF	PSY 265 013	Social Psychology	LEC	3	44	3	44	132	35%
3:30 PM	4:45 PM	TR	PSCI 100 004	United States National Government	LEC	3	59	3	59	177	46%
5:00 PM	7:00 PM	T	STEP 161 014	Observation and Analysis of Seconda	SCO	2	1	2	1	2	1%

NOTE: Concurrent sessions are counted as one section; WRH = Weekly Room Hours; WSCH = Weekly Student Contact Hours

UNIVERSITY OF NORTHERN COLORADO

Scheduled Utilization

MCKEE HALL • MCKE 152

Room Use Code: Classroom

Department: Classroom
 Average Enrollment: 127
 Weekly Student Contact Hours: 3,423
 Assignable Square Feet: 3,686
 Weekly Room Hours: 27
 Capacity: 254
 Assignable Sq. Ft. Per Station: 15
 Hours in Use Student Station Occupancy: 50%

	MON	TUE	WED	THU	FRI
7:00 AM					
8:00 AM					
9:00 AM					
10:00 AM					
11:00 AM					
12:00 PM					
1:00 PM					
2:00 PM					
3:00 PM					
4:00 PM					
5:00 PM					
6:00 PM					
7:00 PM					
8:00 PM					
9:00 PM					
10:00 PM					

					COURSE			SECTION			
Start Time	End Time	Days	Course		TYPE	WRH	Enroll-ment	WRH	Enroll-ment	WSCH	Student Station Occupancy %
9:05 AM	9:55 AM	MWF	BIO 245 009	Introduction to Human Anatomy and	LEC	3	147	3	147	441	58%
9:30 AM	10:45 AM	TR	SOC 237 002	Sociology of Minorities	LEC	3	63	3	63	189	25%
10:10 AM	11:00 AM	MWF	BIO 101 010	Biological Perspectives	LEC	3	245	3	245	735	96%
11:15 AM	12:05 PM	MWF	BIO 210 011	Cell Biology	LEC	3	90	3	90	270	35%
12:20 PM	1:10 PM	MWF	SCI 109 006	The Cosmos	LEC	3	176	3	176	528	69%
12:30 PM	1:45 PM	TR	AFS 201 001	African American History I	LEC	3	56	3	56	168	22%
1:25 PM	2:15 PM	MWF	BIO 101 013	Biological Perspectives	LEC	3	130	3	130	390	51%
2:00 PM	3:15 PM	TR	ENST 100 242	Introduction to Environmental Studies	LEC	3	127	3	127	381	50%
2:30 PM	3:20 PM	MWF	BIO 101 014	Biological Perspectives	LEC	3	107	3	107	321	42%

NOTE: Concurrent sessions are counted as one section; WRH = Weekly Room Hours; WSCH = Weekly Student Contact Hours

UNIVERSITY OF NORTHERN COLORADO

Scheduled Utilization

MCKEE HALL • MCKE 219

Room Use Code: Classroom

Department: Classroom Capacity: 31
 Average Assignable Assignable Sq. Ft.
 Enrollment: 18 Square Feet: 462 Per Station: 15
 Weekly Student Weekly
 Contact Hours: 347 Room Hours: 19 Hours in Use Student
 Station Occupancy: 59%

	MON	TUE	WED	THU	FRI
7:00 AM					
8:00 AM					
9:00 AM					
10:00 AM					
11:00 AM					
12:00 PM					
1:00 PM					
2:00 PM					
3:00 PM					
4:00 PM					
5:00 PM					
6:00 PM					
7:00 PM					
8:00 PM					
9:00 PM					
10:00 PM					

Start Time	End Time	Days	Course		COURSE			SECTION			
					TYPE	WRH	Enroll-ment	WRH	Enroll-ment	WSCH	Student Station Occupancy %
9:05 AM	9:55 AM	MWF	CHEM 682 003	Problems in Teaching Chemistry	LEC	3	6	3	6	18	19%
9:30 AM	10:45 AM	TR	PSY 349 004	Educational Psychology for Secondar	LEC	3	30	3	30	90	97%
11:15 AM	12:05 PM	MW	UNIV 101 012	Foundations for Learning and Develo	LEC	2	25	2	25	50	81%
12:20 PM	1:10 PM	MW	UNIV 101 013	Foundations for Learning and Develo	LEC	2	12	2	12	24	39%
2:00 PM	3:15 PM	TR	ENG 626 001	Studies in the Restoration and Eighte	LEC	3	17	3	17	51	55%
2:30 PM	3:20 PM	MWF	ENG 122 045	College Composition	LEC	3	24	3	24	72	77%
4:30 PM	5:45 PM	TR	EDEL 445 011	Intermediate Literacy	LEC	3	14	3	14	42	45%

NOTE: Concurrent sessions are counted as one section; WRH = Weekly Room Hours; WSCH = Weekly Student Contact Hours

UNIVERSITY OF NORTHERN COLORADO

Scheduled Utilization

MCKEE HALL • MCKE 220

Room Use Code: Classroom

Department: Classroom Capacity: 31
 Average Enrollment: 21 Assignable Square Feet: 465 Assignable Sq. Ft. Per Station: 15
 Weekly Student Contact Hours: 339 Weekly Room Hours: 18 Hours in Use Student Station Occupancy: 61%

	MON	TUE	WED	THU	FRI
7:00 AM					
8:00 AM					
9:00 AM					
10:00 AM					
11:00 AM					
12:00 PM					
1:00 PM					
2:00 PM					
3:00 PM					
4:00 PM					
5:00 PM					
6:00 PM					
7:00 PM					
8:00 PM					
9:00 PM					
10:00 PM					

					COURSE			SECTION			
Start Time	End Time	Days	Course		TYPE	WRH	Enroll-ment	WRH	Enroll-ment	WSCH	Student Station Occupancy %
8:00 AM	8:50 AM	M	EDFE 270 108	Field Based Experience	LEC	1	28	1	31	31	100%
8:00 AM	8:50 AM	M	EDFE 271 008	Field Experience Seminar	SEM	1	3				
9:05 AM	9:55 AM	W	BIO 112 309	Principles of Biology Applications	LEC	1	23	1	23	23	74%
9:30 AM	10:25 AM	R	EDEL 198 011	Class Act	LEC	1	24	1	24	24	77%
11:15 AM	12:05 PM	MWF	ENG 122 026	College Composition	LEC	3	25	3	25	75	81%
1:25 PM	2:15 PM	MWF	PSCI 415 001	Problems in Comparative Politics	LEC	3	17	3	17	51	55%
2:30 PM	3:20 PM	MWF	ENG 303 002	The Essay	LEC	3	24	3	24	72	77%
3:35 PM	4:25 PM	MWF	ENG 122 061	College Composition	LEC	3	14	3	14	42	45%
4:00 PM	6:45 PM	T	ET 613 010	Design of Distributed Learning Enviro	LEC	3	7	3	7	21	23%

NOTE: Concurrent sessions are counted as one section; WRH = Weekly Room Hours; WSCH = Weekly Student Contact Hours

UNIVERSITY OF NORTHERN COLORADO

Scheduled Utilization

MCKEE HALL • MCKE 221

Room Use Code: Classroom

Department: Classroom Capacity: 44
 Average Assignable Assignable Sq. Ft.
 Enrollment: 19 Square Feet: 945 Per Station: 21
 Weekly Student Weekly
 Contact Hours: 801 Room Hours: 42 Hours in Use Student
 Station Occupancy: 43%

	MON	TUE	WED	THU	FRI
7:00 AM					
8:00 AM					
9:00 AM					
10:00 AM					
11:00 AM					
12:00 PM					
1:00 PM					
2:00 PM					
3:00 PM					
4:00 PM					
5:00 PM					
6:00 PM					
7:00 PM					
8:00 PM					
9:00 PM					
10:00 PM					

Start Time	End Time	Days	Course	COURSE			SECTION			
				TYPE	WRH	Enroll-ment	WRH	Enroll-ment	WSCH	Student Station Occupancy %
9:00 AM	12:00 PM	F	APCE 508 003 Workshop	LEC	3	17	3	17	51	39%
9:05 AM	12:05 PM	M	APCE 665 003 Family Systems	LEC	3	21	3	21	63	48%
9:05 AM	12:05 PM	W	APCE 650 003 Orientation to Community Counseling	LEC	3	23	3	23	69	52%
9:30 AM	10:20 AM	TR	EDSE 430 003 Exceptional Student in the Elementar	LEC	2	28	2	28	56	64%
1:00 PM	5:00 PM	T	APCE 763 007 Seminar in School Psychology	LEC	4	13	4	13	52	30%
1:25 PM	4:25 PM	W	APCE 662 007 Group Dynamics and Facilitation	LEC	3	14	3	14	42	32%
2:00 PM	4:45 PM	R	APCE 707 008 Seminar in Personality and Counselin	LEC	3	14	3	14	42	32%
4:00 PM	10:00 PM	FSU	APCE 660 001 Psychological Consultation: Theory a	LEC	3	21	3	21	71	48%
4:00 PM	10:00 PM	FSU	APCE 673 010 Appraisal and Assessment in Course	LEC	3	19	3	19	65	43%
4:00 PM	10:00 PM	FSU	APCE 623 003 Counseling Diverse Populations	LEC	6	24	6	24	134	55%
4:00 PM	7:00 PM	M	APCE 691 010 Internship in Community Counseling:	INT	3	12	3	25	75	57%
4:00 PM	7:00 PM	M	APCE 692 010 Internship in Community Counseling	INT	3	13				
4:35 PM	7:30 PM	W	APCE 614 010 Internship in School Counseling and	INT	3	7	3	7	20	16%
5:00 PM	8:00 PM	T	APCE 558 008 Abnormal Psychology	LEC	3	20	3	20	60	45%

NOTE: Concurrent sessions are counted as one section; WRH = Weekly Room Hours; WSCH = Weekly Student Contact Hours

UNIVERSITY OF NORTHERN COLORADO

Scheduled Utilization

MCKEE HALL • MCKE 223

Room Use Code: Classroom

Department: Classroom Capacity: 40
 Average Enrollment: 27 Assignable Square Feet: 1,206 Assignable Sq. Ft. Per Station: 30
 Weekly Student Contact Hours: 687 Weekly Room Hours: 24 Hours in Use Student Station Occupancy: 72%

	MON	TUE	WED	THU	FRI
7:00 AM					
8:00 AM					
9:00 AM					
10:00 AM					
11:00 AM					
12:00 PM					
1:00 PM					
2:00 PM					
3:00 PM					
4:00 PM					
5:00 PM					
6:00 PM					
7:00 PM					
8:00 PM					
9:00 PM					
10:00 PM					

					COURSE			SECTION			
Start Time	End Time	Days	Course		TYPE	WRH	Enroll-ment	WRH	Enroll-ment	WSCH	Student Station Occupancy %
9:05 AM	9:55 AM	MWF	PSY 323 009	Health Psychology	LEC	3	40	3	40	120	100%
9:30 AM	11:15 AM	R	PSY 300 103	Research Methods in Psychology	LAB	2	18	2	18	36	45%
9:30 AM	11:15 AM	T	PSY 300 003	Research Methods in Psychology	LEC	2	18	2	18	36	45%
10:10 AM	11:00 AM	MWF	MATH 181 004	Fundamentals of Mathematics I: Num	LEC	3	29	3	29	87	73%
11:15 AM	12:05 PM	MWF	SOC 333 001	Social Class and Inequality	LEC	3	39	3	39	117	98%
2:00 PM	5:00 PM	T	SRM 680 007	Introduction to Qualitative Research	LEC	3	15	3	15	45	38%
2:30 PM	3:20 PM	MWF	MATH 120 028	Mathematics and Liberal Arts	LEC	3	38	3	38	114	95%
3:35 PM	4:25 PM	MWF	SOC 247 001	Social Deviance	LEC	3	40	3	40	120	100%
5:05 PM	7:00 PM	T	STEP 161 013	Observation and Analysis of Seconda	SCO	2	6	2	6	12	15%

NOTE: Concurrent sessions are counted as one section; WRH = Weekly Room Hours; WSCH = Weekly Student Contact Hours

UNIVERSITY OF NORTHERN COLORADO

Scheduled Utilization

MCKEE HALL • MCKE 228

Room Use Code: Classroom

Department: Classroom Capacity: 36
 Average Assignable Assignable Sq. Ft.
 Enrollment: 25 Square Feet: 572 Per Station: 16
 Weekly Student Weekly
 Contact Hours: 494 Room Hours: 19 Hours in Use Student
 Station Occupancy: 72%

	MON	TUE	WED	THU	FRI
7:00 AM					
8:00 AM					
9:00 AM					
10:00 AM					
11:00 AM					
12:00 PM					
1:00 PM					
2:00 PM					
3:00 PM					
4:00 PM					
5:00 PM					
6:00 PM					
7:00 PM					
8:00 PM					
9:00 PM					
10:00 PM					

Start Time	End Time	Days	Course	COURSE			SECTION			
				TYPE	WRH	Enroll-ment	WRH	Enroll-ment	WSCH	Student Station Occupancy %
9:00 AM	11:00 AM	MW	EDEL 450 019 Integrated Social Studies and Mathe	LEC	4	29	4	29	116	81%
9:30 AM	10:45 AM	TR	EDF 370 003 Social Foundations of Education	LEC	3	31	3	31	93	86%
11:00 AM	12:15 PM	TR	EDEL 445 010 Intermediate Literacy	LEC	3	30	3	30	90	83%
3:30 PM	4:45 PM	TR	EDSE 460 008 Culturally and Linguistically Diverse S	LEC	3	21	3	21	63	58%
3:35 PM	4:50 PM	MW	EDF 370 023 Social Foundations of Education	LEC	3	30	3	30	90	83%
5:00 PM	7:00 PM	T	STEP 161 016 Observation and Analysis of Seconda	SCO	2	9	2	9	18	25%
5:30 PM	6:20 PM	W	EDEL 198 120 Class Act	LEC	1	24	1	24	24	67%

NOTE: Concurrent sessions are counted as one section; WRH = Weekly Room Hours; WSCH = Weekly Student Contact Hours

UNIVERSITY OF NORTHERN COLORADO

Scheduled Utilization

MCKEE HALL • MCKE 229

Room Use Code: Classroom

Department: Classroom
 Average Enrollment: 27
 Weekly Student Contact Hours: 976
 Assignable Square Feet: 572
 Weekly Room Hours: 36
 Capacity: 36
 Assignable Sq. Ft. Per Station: 16
 Hours in Use Student Station Occupancy: 76%

	MON	TUE	WED	THU	FRI
7:00 AM					
8:00 AM					
9:00 AM					
10:00 AM					
11:00 AM					
12:00 PM					
1:00 PM					
2:00 PM					
3:00 PM					
4:00 PM					
5:00 PM					
6:00 PM					
7:00 PM					
8:00 PM					
9:00 PM					
10:00 PM					

					COURSE			SECTION			
Start Time	End Time	Days	Course		TYPE	WRH	Enroll-ment	WRH	Enroll-ment	WSCH	Student Station Occupancy %
8:00 AM	9:15 AM	TR	EDEL 320 003	Teaching With Writing	LEC	3	31	3	31	93	86%
9:00 AM	11:00 AM	MW	EDEL 450 020	Integrated Social Studies and Mathe	LEC	4	31	4	31	124	86%
9:30 AM	10:45 AM	TR	EDEL 320 002	Teaching With Writing	LEC	3	30	3	30	90	83%
11:00 AM	12:15 PM	TR	EDSE 203 002	The Individualized Education Progra	LEC	3	30	3	30	90	83%
11:05 AM	12:20 PM	MW	EDEL 445 013	Intermediate Literacy	LEC	3	17	3	17	51	47%
12:30 PM	2:30 PM	TR	EDEL 450 018	Integrated Social Studies and Mathe	LEC	4	26	4	26	104	72%
2:05 PM	3:20 PM	MW	EDEL 445 012	Intermediate Literacy	LEC	3	27	3	27	81	75%
3:35 PM	5:25 PM	MW	EDEL 350 006	Emergent Literacy, Pre-K Through Gr	LEC	4	32	4	32	128	89%
5:00 PM	7:00 PM	T	STEP 161 015	Observation and Analysis of Seconda	SCO	2	12	2	12	24	33%
5:30 PM	8:30 PM	M	EDEL 320 101	Teaching With Writing	LEC	3	31	3	31	93	86%
5:30 PM	9:00 PM	R	EDEC 460 005	Early Childhood Curriculum I	LEC	4	28	4	28	98	78%

NOTE: Concurrent sessions are counted as one section; WRH = Weekly Room Hours; WSCH = Weekly Student Contact Hours

UNIVERSITY OF NORTHERN COLORADO

Scheduled Utilization

MCKEE HALL • MCKE 230

Room Use Code: Classroom

Department: Classroom Capacity: 36
 Average Assignable Assignable Sq. Ft.
 Enrollment: 26 Square Feet: 567 Per Station: 16
 Weekly Student Weekly
 Contact Hours: 609 Room Hours: 23 Hours in Use Student
 Station Occupancy: 73%

	MON	TUE	WED	THU	FRI
7:00 AM					
8:00 AM					
9:00 AM					
10:00 AM					
11:00 AM					
12:00 PM					
1:00 PM					
2:00 PM					
3:00 PM					
4:00 PM					
5:00 PM					
6:00 PM					
7:00 PM					
8:00 PM					
9:00 PM					
10:00 PM					

					COURSE			SECTION			
Start Time	End Time	Days	Course		TYPE	WRH	Enroll-ment	WRH	Enroll-ment	WSCH	Student Station Occupancy %
8:00 AM	8:50 AM	TR	EDSE 430 002	Exceptional Student in the Elementar	LEC	2	30	2	30	60	83%
8:55 AM	10:05 AM	MW	EDRD 319 102	Language and Literacy Development	LEC	2	30	2	30	69	83%
9:30 AM	10:45 AM	TR	EDEL 320 004	Teaching With Writing	LEC	3	30	3	30	90	83%
10:10 AM	11:00 AM	MWF	ENG 122 101	College Composition	LEC	3	13	3	13	39	36%
12:30 PM	1:45 PM	TR	EDRD 319 008	Language and Literacy Development	LEC	3	31	3	31	93	86%
2:00 PM	3:15 PM	TR	PSY 495 003	Special Topics in Psychology	SEM	3	18	3	18	54	50%
3:35 PM	5:25 PM	TR	EDEL 350 005	Emergent Literacy, Pre-K Through Gr	LEC	4	30	4	30	120	83%
5:30 PM	8:20 PM	W	EDRD 319 011	Language and Literacy Development	LEC	3	28	3	28	84	78%

NOTE: Concurrent sessions are counted as one section; WRH = Weekly Room Hours; WSCH = Weekly Student Contact Hours

UNIVERSITY OF NORTHERN COLORADO

Scheduled Utilization

MCKEE HALL • MCKE 252

Room Use Code: Classroom

Department: Classroom Capacity: 38
 Average Enrollment: 20 Assignable Square Feet: 569 Assignable Sq. Ft. Per Station: 15
 Weekly Student Contact Hours: 407 Weekly Room Hours: 18 Hours in Use Student Station Occupancy: 60%

	MON	TUE	WED	THU	FRI
7:00 AM					
8:00 AM					
9:00 AM					
10:00 AM					
11:00 AM					
12:00 PM					
1:00 PM					
2:00 PM					
3:00 PM					
4:00 PM					
5:00 PM					
6:00 PM					
7:00 PM					
8:00 PM					
9:00 PM					
10:00 PM					

					COURSE			SECTION			
Start Time	End Time	Days	Course		TYPE	WRH	Enroll-ment	WRH	Enroll-ment	WSCH	Student Station Occupancy %
8:00 AM	8:50 AM	MWF	ENG 131 001	Introduction to Literature	LEC	3	37	3	37	111	97%
9:30 AM	10:20 AM	TR	UNIV 101 105	Foundations for Learning and Develo	LEC	2	13	2	13	26	34%
11:15 AM	12:05 PM	MWF	ENG 240 003	Introduction to Creative Writing	LEC	3	26	3	26	78	68%
12:20 PM	1:10 PM	MTWR	CIE 029 701	Low-Basic Reading and Vocabulary	LEC	2	2	2	2	4	5%
1:25 PM	2:15 PM	MWF	STAT 150 007	Introduction to Statistical Analysis	LEC	3	37	3	37	111	97%
3:35 PM	4:25 PM	MWF	ENG 122 053	College Composition	LEC	3	23	3	23	69	61%
5:00 PM	7:00 PM	T	STEP 161 018	Observation and Analysis of Seconda	SCO	2	4	2	4	8	11%

NOTE: Concurrent sessions are counted as one section; WRH = Weekly Room Hours; WSCH = Weekly Student Contact Hours

UNIVERSITY OF NORTHERN COLORADO

Scheduled Utilization

MCKEE HALL • MCKE 253

Room Use Code: Classroom

Department: Classroom Capacity: 36
 Average Assignable Assignable Sq. Ft.
 Enrollment: 19 Square Feet: 573 Per Station: 16
 Weekly Student Weekly
 Contact Hours: 518 Room Hours: 25 Hours in Use Student
 Station Occupancy: 58%

	MON	TUE	WED	THU	FRI
7:00 AM					
8:00 AM					
9:00 AM					
10:00 AM					
11:00 AM					
12:00 PM					
1:00 PM					
2:00 PM					
3:00 PM					
4:00 PM					
5:00 PM					
6:00 PM					
7:00 PM					
8:00 PM					
9:00 PM					
10:00 PM					

Start Time	End Time	Days	Course	COURSE			SECTION			
				TYPE	WRH	Enroll-ment	WRH	Enroll-ment	WSCH	Student Station Occupancy %
9:05 AM	9:55 AM	MTWR	CIE 027 701 Low-Basic Writing	LEC	2	2	2	2	4	6%
9:30 AM	10:45 AM	TR	EDRD 340 002 Developing Language and Literacy in	LEC	3	31	3	31	93	86%
10:50 AM	12:30 PM	R	EDEC 400 011 Child Development in Context (0-8 ye	LEC	2	16	2	16	32	44%
11:15 AM	12:05 PM	MTWR	CIE 028 701 Low-Basic Grammar	LEC	2	2	2	2	4	6%
12:20 PM	3:20 PM	M	EDLD 350 007 Teaching Young Bilingual Children	LEC	3	18	3	18	54	50%
1:00 PM	4:00 PM	T	APCE 607 007 Theories of Counseling	LEC	3	29	3	29	87	81%
3:35 PM	5:25 PM	MW	EDEL 350 007 Emergent Literacy, Pre-K Through Gr	LEC	4	29	4	29	116	81%
4:30 PM	7:20 PM	R	EDRD 314 006 Literature for Children, Adolescents a	LEC	3	31	3	31	93	86%
5:00 PM	7:00 PM	T	STEP 161 011 Observation and Analysis of Seconda	SCO	2	4	2	4	8	11%
5:30 PM	6:20 PM	M	EDEL 198 017 Class Act	LEC	1	27	1	27	27	75%

NOTE: Concurrent sessions are counted as one section; WRH = Weekly Room Hours; WSCH = Weekly Student Contact Hours

UNIVERSITY OF NORTHERN COLORADO

Scheduled Utilization

MCKEE HALL • MCKE 254

Room Use Code: Classroom

Department: Classroom Capacity: 30
 Average Enrollment: 25 Assignable Square Feet: 570 Assignable Sq. Ft. Per Station: 19
 Weekly Student Contact Hours: 642 Weekly Room Hours: 26 Hours in Use Student Station Occupancy: 84%

	MON	TUE	WED	THU	FRI
7:00 AM					
8:00 AM					
9:00 AM					
10:00 AM					
11:00 AM					
12:00 PM					
1:00 PM					
2:00 PM					
3:00 PM					
4:00 PM					
5:00 PM					
6:00 PM					
7:00 PM					
8:00 PM					
9:00 PM					
10:00 PM					

Start Time	End Time	Days	Course	COURSE			SECTION			
				TYPE	WRH	Enrollment	WRH	Enrollment	WSCH	Student Station Occupancy %
9:05 AM	12:05 PM	W	APCE 616 007 Career Theory, Counseling and Asse	LEC	3	20	3	20	60	67%
9:30 AM	10:45 AM	TR	EDRD 319 005 Language and Literacy Development	LEC	3	30	3	30	90	100%
11:00 AM	12:15 PM	T	EDEC 360 001 School Programs for Young Children	LEC	2	24	2	24	36	80%
12:30 PM	1:45 PM	TR	EDSE 327 109 Methods for Teaching Mathematics:	LEC	3	24	3	24	72	80%
1:25 PM	2:40 PM	MW	EDF 366 017 Conceptions of Schooling: Context an	LEC	3	30	3	30	90	100%
2:00 PM	3:15 PM	TR	EDF 366 016 Conceptions of Schooling: Context an	LEC	3	31	3	31	93	103%
4:00 PM	6:50 PM	R	EDLD 450 010 Literacy & Content Instruction in Bilin	LEC	3	14	3	14	42	47%
4:30 PM	5:45 PM	MW	EDEL 445 014 Intermediate Literacy	LEC	3	23	3	23	69	77%
5:30 PM	8:20 PM	T	EDRD 319 202 Language and Literacy Development	LEC	3	30	3	30	90	100%

NOTE: Concurrent sessions are counted as one section; WRH = Weekly Room Hours; WSCH = Weekly Student Contact Hours

UNIVERSITY OF NORTHERN COLORADO

Scheduled Utilization

MCKEE HALL • MCKE 333

Room Use Code: Classroom

Department: Classroom Capacity: 48
 Average Assignable Assignable Sq. Ft.
 Enrollment: 32 Square Feet: 725 Per Station: 15
 Weekly Student Weekly
 Contact Hours: 1.266 Room Hours: 39 Hours in Use Student
 Station Occupancy: 68%

	MON	TUE	WED	THU	FRI
7:00 AM					
8:00 AM					
9:00 AM					
10:00 AM					
11:00 AM					
12:00 PM					
1:00 PM					
2:00 PM					
3:00 PM					
4:00 PM					
5:00 PM					
6:00 PM					
7:00 PM					
8:00 PM					
9:00 PM					
10:00 PM					

					COURSE			SECTION			
Start Time	End Time	Days	Course		TYPE	WRH	Enroll-ment	WRH	Enroll-ment	WSCH	Student Station Occupancy %
8:00 AM	8:50 AM	MWF	PSY 255 004	Abnormal Psychology	LEC	3	38	3	38	114	79%
8:00 AM	9:15 AM	TR	PSY 265 002	Social Psychology	LEC	3	48	3	48	144	100%
9:05 AM	9:55 AM	MWF	PSY 255 021	Abnormal Psychology	LEC	3	44	3	44	132	92%
9:30 AM	10:45 AM	TR	PSY 255 003	Abnormal Psychology	LEC	3	45	3	45	135	94%
10:10 AM	11:00 AM	MWF	STAT 150 224	Introduction to Statistical Analysis	LEC	3	44	3	44	132	92%
11:00 AM	12:15 PM	TR	PSY 255 005	Abnormal Psychology	LEC	3	44	3	44	132	92%
12:20 PM	1:10 PM	MWF	PSY 443 004	Motivation	LEC	3	36	3	36	108	75%
1:25 PM	2:15 PM	MWF	ENG 122 040	College Composition	LEC	3	24	3	24	72	50%
2:00 PM	3:15 PM	TR	PSY 255 017	Abnormal Psychology	LEC	3	41	3	41	123	85%
2:30 PM	3:20 PM	MWF	AFS 415 001	Black Psychology	LEC	3	4	3	10	30	21%
2:30 PM	3:20 PM	MWF	PSY 495 101	Special Topics in Psychology	SEM	3	6				
4:00 PM	6:45 PM	W	ET 601 011	Managing People, Projects, and Tech	LEC	3	4	3	4	12	8%
5:30 PM	8:30 PM	M	EDRD 319 012	Language and Literacy Development	LEC	3	30	3	30	90	63%
6:00 PM	9:00 PM	R	SRM 610 011	Statistical Methods III	LEC	3	14	3	14	42	29%

NOTE: Concurrent sessions are counted as one section; WRH = Weekly Room Hours; WSCH = Weekly Student Contact Hours

UNIVERSITY OF NORTHERN COLORADO

Scheduled Utilization

MCKEE HALL • MCKE 336

Room Use Code: Classroom

Department: Classroom

Average
Enrollment: 28Assignable
Square Feet: 931

Capacity: 30

Assignable Sq. Ft.
Per Station: 31Weekly Student
Contact Hours: 747Weekly
Room Hours: 27Hours in Use Student
Station Occupancy: 92%

	MON	TUE	WED	THU	FRI
7:00 AM					
8:00 AM					
9:00 AM					
10:00 AM					
11:00 AM					
12:00 PM					
1:00 PM					
2:00 PM					
3:00 PM					
4:00 PM					
5:00 PM					
6:00 PM					
7:00 PM					
8:00 PM					
9:00 PM					
10:00 PM					

					COURSE			SECTION			
Start Time	End Time	Days	Course		TYPE	WRH	Enroll-ment	WRH	Enroll-ment	WSCH	Student Station Occupancy %
9:30 AM	10:45 AM	TR	EDRD 314 005 Literature for Children, Adolescents a		LEC	3	30	3	30	90	100%
9:55 AM	11:10 AM	MW	EDRD 340 011 Developing Language and Literacy in		LEC	3	27	3	27	81	90%
11:00 AM	12:15 PM	TR	EDRD 319 006 Language and Literacy Development		LEC	3	28	3	28	84	93%
12:30 PM	1:45 PM	TR	EDRD 314 008 Literature for Children, Adolescents a		LEC	3	30	3	30	90	100%
1:15 PM	2:30 PM	MW	EDRD 319 107 Language and Literacy Development		LEC	3	30	3	30	90	100%
2:00 PM	3:15 PM	TR	EDRD 340 007 Developing Language and Literacy in		LEC	3	29	3	29	87	97%
4:00 PM	6:50 PM	M	EDRD 410 010 Achieving Effective Instruction in Dev		LEC	3	30	3	30	90	100%
4:00 PM	6:50 PM	T	EDRD 411 010 Elementary Reading Diagnosis and In		LEC	3	15	3	15	45	50%
4:00 PM	6:50 PM	W	EDRD 410 012 Achieving Effective Instruction in Dev		LEC	3	30	3	30	90	100%

NOTE: Concurrent sessions are counted as one section; WRH = Weekly Room Hours; WSCH = Weekly Student Contact Hours

UNIVERSITY OF NORTHERN COLORADO

Scheduled Utilization

MCKEE HALL • MCKE 338

Room Use Code: Classroom

Department: Classroom Capacity: 48
 Average Assignable Assignable Sq. Ft.
 Enrollment: 32 Square Feet: 717 Per Station: 15
 Weekly Student Weekly
 Contact Hours: 1.052 Room Hours: 34 Hours in Use Student
 Station Occupancy: 65%

	MON	TUE	WED	THU	FRI
7:00 AM					
8:00 AM					
9:00 AM					
10:00 AM					
11:00 AM					
12:00 PM					
1:00 PM					
2:00 PM					
3:00 PM					
4:00 PM					
5:00 PM					
6:00 PM					
7:00 PM					
8:00 PM					
9:00 PM					
10:00 PM					

					COURSE			SECTION			
Start Time	End Time	Days	Course		TYPE	WRH	Enroll-ment	WRH	Enroll-ment	WSCH	Student Station Occupancy %
8:00 AM	8:50 AM	MTWF	MATH 132 002	Calculus II	LEC	4	25	4	25	100	52%
9:30 AM	10:45 AM	TR	PSY 265 003	Social Psychology	LEC	3	46	3	46	138	96%
11:00 AM	12:15 PM	TR	PSY 330 005	Child and Adolescent Psychology	LEC	3	40	3	40	120	83%
11:15 AM	12:05 PM	MWF	PSY 265 004	Social Psychology	LEC	3	47	3	47	141	98%
12:20 PM	1:10 PM	MTWF	MATH 124 036	College Algebra	LEC	4	36	4	36	144	75%
1:25 PM	2:15 PM	MWF	ENG 122 103	College Composition	LEC	3	9	3	9	27	19%
2:00 PM	3:15 PM	TR	PSCI 328 001	International Law and Organizations	LEC	3	27	3	27	81	56%
3:30 PM	4:45 PM	TR	PSY 200 007	Psychological Statistics and Design	LEC	3	35	3	35	105	73%
3:30 PM	6:30 PM	W	PSY 595 006	Special Topics in Psychology	LEC	3	16	3	16	48	33%
5:00 PM	7:00 PM	T	STEP 363 011	Clinical Experience: Secondary	SCO	2	52	2	52	104	108%
7:15 PM	10:10 PM	T	PHIL 300 001	Topics in Philosophy	LEC	3	15	3	15	44	31%

NOTE: Concurrent sessions are counted as one section; WRH = Weekly Room Hours; WSCH = Weekly Student Contact Hours

UNIVERSITY OF NORTHERN COLORADO

Scheduled Utilization

MCKEE HALL • MCKE 424

Room Use Code: Classroom

Department: Classroom Capacity: 50
 Average Enrollment: 32 Assignable Square Feet: 759 Assignable Sq. Ft. Per Station: 15
 Weekly Student Contact Hours: 621 Weekly Room Hours: 19 Hours in Use Student Station Occupancy: 65%

	MON	TUE	WED	THU	FRI
7:00 AM					
8:00 AM					
9:00 AM					
10:00 AM					
11:00 AM					
12:00 PM					
1:00 PM					
2:00 PM					
3:00 PM					
4:00 PM					
5:00 PM					
6:00 PM					
7:00 PM					
8:00 PM					
9:00 PM					
10:00 PM					

Start Time	End Time	Days	Course	COURSE			SECTION			
				TYPE	WRH	Enrollment	WRH	Enrollment	WSCH	Student Station Occupancy %
9:05 AM	9:55 AM	MWF	ENG 236 001 Ethnic American Literature	LEC	3	36	3	36	108	72%
9:30 AM	11:15 AM	TR	FND 357 002 Nutrition in Health and Illness	LEC	4	48	4	48	192	96%
10:10 AM	11:00 AM	MWF	PHIL 260 001 History of Ancient Philosophy	LEC	3	32	3	32	96	64%
11:15 AM	12:05 PM	MWF	ENG 122 102 College Composition	LEC	3	20	3	20	60	40%
1:00 PM	4:00 PM	M	EDEC 462 106 Classroom Management in Early Chil	LEC	3	18	3	18	54	36%
2:00 PM	3:15 PM	TR	PSY 467 003 Psychology of Prejudice	LEC	3	37	3	37	111	74%

NOTE: Concurrent sessions are counted as one section; WRH = Weekly Room Hours; WSCH = Weekly Student Contact Hours

UNIVERSITY OF NORTHERN COLORADO

Scheduled Utilization

MCKEE HALL • MCKE 425

Room Use Code: Classroom

Department: Classroom Capacity: 48
 Average Assignable Assignable Sq. Ft.
 Enrollment: 28 Square Feet: 721 Per Station: 15
 Weekly Student Weekly
 Contact Hours: 586 Room Hours: 20 Hours in Use Student
 Station Occupancy: 61%

	MON	TUE	WED	THU	FRI
7:00 AM					
8:00 AM					
9:00 AM					
10:00 AM					
11:00 AM					
12:00 PM					
1:00 PM					
2:00 PM					
3:00 PM					
4:00 PM					
5:00 PM					
6:00 PM					
7:00 PM					
8:00 PM					
9:00 PM					
10:00 PM					

Start Time	End Time	Days	Course	COURSE			SECTION			
				TYPE	WRH	Enroll-ment	WRH	Enroll-ment	WSCH	Student Station Occupancy %
9:05 AM	9:55 AM	MWF	PSY 265 005 Social Psychology	LEC	3	48	3	48	144	100%
10:10 AM	11:00 AM	MWF	PSCI 207 001 Women and Politics	LEC	3	21	3	21	63	44%
11:00 AM	12:15 PM	TR	ENST 205 001 Environment, Politics and Law	LEC	3	38	3	38	114	79%
11:15 AM	12:05 PM	MWF	ENG 430 001 Advanced Studies in World Literature	SEM	3	23	3	23	69	48%
12:20 PM	2:00 PM	MWF	MATH 171 006 Calculus I for Life Sciences	LEC	6	31	6	31	186	65%
5:00 PM	7:00 PM	T	STEP 161 019 Observation and Analysis of Seconda	SCO	2	5	2	5	10	10%

NOTE: Concurrent sessions are counted as one section; WRH = Weekly Room Hours; WSCH = Weekly Student Contact Hours

UNIVERSITY OF NORTHERN COLORADO

Scheduled Utilization

MCKEE HALL • MCKE 426

Room Use Code: Classroom

Department: Classroom Capacity: 20
 Average Assignable Assignable Sq. Ft.
 Enrollment: 7 Square Feet: 405 Per Station: 20
 Weekly Student Weekly
 Contact Hours: 159 Room Hours: 23 Hours in Use Student
 Station Occupancy: 34%

	MON	TUE	WED	THU	FRI
7:00 AM					
8:00 AM					
9:00 AM					
10:00 AM					
11:00 AM					
12:00 PM					
1:00 PM					
2:00 PM					
3:00 PM					
4:00 PM					
5:00 PM					
6:00 PM					
7:00 PM					
8:00 PM					
9:00 PM					
10:00 PM					

Start Time	End Time	Days	Course		COURSE			SECTION			
					TYPE	WRH	Enroll-ment	WRH	Enroll-ment	WSCH	Student Station Occupancy %
9:05 AM	1:10 PM	MTW	APCE 612 003	Practicum in Individual Counseling	PRA	12	6	12	6	74	30%
10:00 AM	11:00 AM	R	APCE 663 070	Research Apprenticeship: School Psy	RES	1	6	1	6	6	30%
1:30 PM	5:15 PM	WR	ELPS 799 013	Doctoral Dissertation in Educational L	DIS	4	7	4	7	28	35%
2:00 PM	5:00 PM	M	APCE 738 008	Practicum in Evidenced-Based Interv	PRA	3	7	3	7	21	35%
5:30 PM	8:30 PM	W	HESA 761 001	Scholarly Writing for Scholar/Leaders	LEC	3	10	3	10	30	50%

NOTE: Concurrent sessions are counted as one section; WRH = Weekly Room Hours; WSCH = Weekly Student Contact Hours

UNIVERSITY OF NORTHERN COLORADO

Scheduled Utilization

MCKEE HALL • MCKE 428

Room Use Code: Classroom

Department: Classroom Capacity: 30
 Average Assignable Assignable Sq. Ft.
 Enrollment: 16 Square Feet: 800 Per Station: 27
 Weekly Student Weekly
 Contact Hours: 698 Room Hours: 42 Hours in Use Student
 Station Occupancy: 55%

	MON	TUE	WED	THU	FRI
7:00 AM					
8:00 AM					
9:00 AM					
10:00 AM					
11:00 AM					
12:00 PM					
1:00 PM					
2:00 PM					
3:00 PM					
4:00 PM					
5:00 PM					
6:00 PM					
7:00 PM					
8:00 PM					
9:00 PM					
10:00 PM					

					COURSE			SECTION			
Start Time	End Time	Days	Course		TYPE	WRH	Enroll-ment	WRH	Enroll-ment	WSCH	Student Station Occupancy %
8:00 AM	8:50 AM	MW	UNIV 101 001	Foundations for Learning and Develo	LEC	2	24	2	24	48	80%
8:00 AM	8:50 AM	TR	UNIV 101 107	Foundations for Learning and Develo	LEC	2	8	2	8	16	27%
9:05 AM	9:55 AM	MW	UNIV 101 002	Foundations for Learning and Develo	LEC	2	20	2	20	40	67%
9:30 AM	10:45 AM	TR	EDSE 321 005	Advanced Assessment in Special Ed	LEC	3	14	3	14	42	47%
10:00 AM	1:00 PM	M	APCE 638 004	Human Behavior Analysis	LEC	3	12	3	12	36	40%
10:10 AM	12:15 PM	W	EDSE 430 004	Exceptional Student in the Elementar	LEC	2	29	2	29	61	97%
11:00 AM	11:50 AM	TR	UNIV 101 106	Foundations for Learning and Develo	LEC	2	8	2	8	16	27%
12:30 PM	1:20 PM	TR	UNIV 101 111	Foundations for Learning and Develo	LEC	2	10	2	10	20	33%
1:25 PM	4:25 PM	M	APCE 710 007	Seminar in Instruction, Pedagogy, an	SEM	3	8	3	8	24	27%
1:30 PM	4:30 PM	W	HESA 650 003	College Student Development: Found	LEC	3	16	3	16	48	53%
2:00 PM	3:15 PM	TR	EDSE 443 008	Support System in Special Education	LEC	3	14	3	14	42	47%
4:00 PM	7:00 PM	T	HESA 601 003	Introduction to Higher Education & St	LEC	3	21	3	21	63	70%
5:00 PM	9:00 PM	FS	HESA 695 003	Current Issues in Higher Education a	LEC	8	24	8	24	192	80%
5:00 PM	8:00 PM	M	HESA 668 003	Higher Education in the United States	LEC	3	17	3	17	51	57%
5:00 PM	8:00 PM	R	HESA 683 003	Finance and Resource Management i	LEC	3	13	3	13	39	43%

NOTE: Concurrent sessions are counted as one section; WRH = Weekly Room Hours; WSCH = Weekly Student Contact Hours

UNIVERSITY OF NORTHERN COLORADO

Scheduled Utilization

MICHENER LIBRARY • MICH L073

Room Use Code: Classroom

Department: Classroom		Capacity: 27	
Average Enrollment: 25	Assignable Square Feet: 398	Assignable Sq. Ft. Per Station: 15	
Weekly Student Contact Hours: 75	Weekly Room Hours: 3	Hours in Use Student Station Occupancy: 93%	

	MON	TUE	WED	THU	FRI
7:00 AM					
8:00 AM					
9:00 AM					
10:00 AM					
11:00 AM					
12:00 PM					
1:00 PM					
2:00 PM					
3:00 PM					
4:00 PM					
5:00 PM					
6:00 PM					
7:00 PM					
8:00 PM					
9:00 PM					
10:00 PM					

Start Time	End Time	Days	Course	COURSE			SECTION			
				TYPE	WRH	Enroll-ment	WRH	Enroll-ment	WSCH	Student Station Occupancy %
10:10 AM	11:00 AM	MWF	HON 100 001 Honors Connections Seminar I	SEM	3	25	3	25	75	93%

NOTE: Concurrent sessions are counted as one section; WRH = Weekly Room Hours; WSCH = Weekly Student Contact Hours

UNIVERSITY OF NORTHERN COLORADO

Scheduled Utilization

MICHENER LIBRARY • MICH L074

Room Use Code: Classroom

Department: Classroom Capacity: 66
 Average Enrollment: 53 Assignable Square Feet: 1,000 Assignable Sq. Ft. Per Station: 15
 Weekly Student Contact Hours: 1,422 Weekly Room Hours: 27 Hours in Use Student Station Occupancy: 80%

	MON	TUE	WED	THU	FRI
7:00 AM					
8:00 AM					
9:00 AM					
10:00 AM					
11:00 AM					
12:00 PM					
1:00 PM					
2:00 PM					
3:00 PM					
4:00 PM					
5:00 PM					
6:00 PM					
7:00 PM					
8:00 PM					
9:00 PM					
10:00 PM					

Start Time	End Time	Days	Course	COURSE			SECTION			
				TYPE	WRH	Enroll-ment	WRH	Enroll-ment	WSCH	Student Station Occupancy %
9:05 AM	9:55 AM	MWF	SOC 100 003 Principles of Sociology	LEC	3	64	3	64	192	97%
9:30 AM	10:45 AM	TR	ENG 122 015 College Composition	LEC	3	25	3	25	75	38%
10:10 AM	11:00 AM	MWF	HIST 121 002 Western Civilization from 1689 to the	LEC	3	58	3	58	174	88%
11:00 AM	12:15 PM	TR	ENG 122 064 College Composition	LEC	3	24	3	24	72	36%
11:15 AM	12:05 PM	MWF	ECON 203 004 Principles of Macroeconomics	LEC	3	65	3	65	195	98%
12:20 PM	1:10 PM	MWF	ECON 101 002 Understanding the Contemporary Eco	LEC	3	64	3	64	192	97%
1:25 PM	2:15 PM	MWF	ANT 110 010 Introduction to Cultural Anthropology	LEC	3	65	3	65	195	98%
2:00 PM	3:15 PM	TR	WS 101 003 Women in Contemporary Society	LEC	3	58	3	58	174	88%
2:30 PM	3:20 PM	MWF	ECON 101 003 Understanding the Contemporary Eco	LEC	3	51	3	51	153	77%

NOTE: Concurrent sessions are counted as one section; WRH = Weekly Room Hours; WSCH = Weekly Student Contact Hours

UNIVERSITY OF NORTHERN COLORADO

Scheduled Utilization

MICHENER LIBRARY • MICH L108

Room Use Code: Classroom

Department: Classroom Capacity: 80
 Average Enrollment: 62 Assignable Square Feet: 1,280 Assignable Sq. Ft. Per Station: 16
 Weekly Student Contact Hours: 2,418 Weekly Room Hours: 39 Hours in Use Student Station Occupancy: 78%

	MON	TUE	WED	THU	FRI
7:00 AM					
8:00 AM					
9:00 AM					
10:00 AM					
11:00 AM					
12:00 PM					
1:00 PM					
2:00 PM					
3:00 PM					
4:00 PM					
5:00 PM					
6:00 PM					
7:00 PM					
8:00 PM					
9:00 PM					
10:00 PM					

					COURSE			SECTION			
Start Time	End Time	Days	Course		TYPE	WRH	Enroll-ment	WRH	Enroll-ment	WSCH	Student Station Occupancy %
8:00 AM	8:50 AM	MWF	PSY 230 002	Human Growth and Development	LEC	3	70	3	70	210	88%
8:00 AM	9:15 AM	TR	ECON 203 001	Principles of Macroeconomics	LEC	3	40	3	40	120	50%
9:05 AM	9:55 AM	MWF	PSY 230 003	Human Growth and Development	LEC	3	69	3	69	207	86%
9:30 AM	10:45 AM	TR	ECON 205 003	Principles of Microeconomics	LEC	3	64	3	64	192	80%
10:10 AM	11:00 AM	MWF	HIST 120 002	Western Civilization from Ancient Gre	LEC	3	64	3	64	192	80%
11:00 AM	12:15 PM	TR	ANT 110 006	Introduction to Cultural Anthropology	LEC	3	65	3	65	195	81%
11:15 AM	12:05 PM	MWF	ECON 101 001	Understanding the Contemporary Eco	LEC	3	65	3	65	195	81%
12:20 PM	1:10 PM	MWF	PSCI 110 003	Global Issues	LEC	3	69	3	69	207	86%
12:30 PM	1:45 PM	TR	ANT 110 009	Introduction to Cultural Anthropology	LEC	3	63	3	63	189	79%
1:25 PM	2:15 PM	MWF	PSCI 220 001	Introduction to International Relations	LEC	3	31	3	31	93	39%
2:00 PM	3:15 PM	TR	SOC 221 001	Sociology of Gender	LEC	3	66	3	66	198	83%
3:30 PM	4:45 PM	TR	PSY 230 007	Human Growth and Development	LEC	3	70	3	70	210	88%
3:35 PM	4:25 PM	MWF	PSY 230 008	Human Growth and Development	LEC	3	70	3	70	210	88%

NOTE: Concurrent sessions are counted as one section; WRH = Weekly Room Hours; WSCH = Weekly Student Contact Hours

UNIVERSITY OF NORTHERN COLORADO

Scheduled Utilization

MICHENER LIBRARY • MICH L110

Room Use Code: Classroom

Department: Classroom Capacity: 230
 Average Assignable Assignable Sq. Ft.
 Enrollment: 121 Square Feet: 623 Per Station: 3
 Weekly Student Weekly
 Contact Hours: 2,341 Room Hours: 19 Hours in Use Student
 Station Occupancy: 54%

	MON	TUE	WED	THU	FRI
7:00 AM					
8:00 AM					
9:00 AM					
10:00 AM					
11:00 AM					
12:00 PM					
1:00 PM					
2:00 PM					
3:00 PM					
4:00 PM					
5:00 PM					
6:00 PM					
7:00 PM					
8:00 PM					
9:00 PM					
10:00 PM					

Start Time	End Time	Days	Course	COURSE			SECTION			
				TYPE	WRH	Enroll-ment	WRH	Enroll-ment	WSCH	Student Station Occupancy %
9:05 AM	9:55 AM	MWF	BIO 100 009 Exploring Biology	LEC	3	65	3	65	195	28%
9:30 AM	10:20 AM	T	COMM 100 001 Basics of Public Speaking	LEC	1	92	1	92	92	40%
10:10 AM	11:00 AM	MWF	PSY 120 004 Principles of Psychology	LEC	3	178	3	178	534	77%
11:00 AM	11:50 AM	T	COMM 100 002 Basics of Public Speaking	LEC	1	123	1	123	123	53%
11:15 AM	12:05 PM	MW	BIO 246 011 Advanced Human Anatomy and Phys	LEC	2	142	2	142	284	62%
12:20 PM	1:10 PM	MWF	HIST 120 003 Western Civilization from Ancient Gre	LEC	3	65	3	65	195	28%
1:25 PM	2:15 PM	MWF	BIO 110 013 Principles of Biology	LEC	3	218	3	218	654	95%
2:30 PM	3:20 PM	MWF	BIO 110 014 Principles of Biology	LEC	3	88	3	88	264	38%

NOTE: Concurrent sessions are counted as one section; WRH = Weekly Room Hours; WSCH = Weekly Student Contact Hours

UNIVERSITY OF NORTHERN COLORADO

Scheduled Utilization

MICHENER LIBRARY • MICH L174

Room Use Code: Classroom

Department: Classroom Capacity: 89
 Average Enrollment: 61 Assignable Square Feet: 845 Assignable Sq. Ft. Per Station: 9
 Weekly Student Contact Hours: 2,547 Weekly Room Hours: 42 Hours in Use Student Station Occupancy: 68%

	MON	TUE	WED	THU	FRI
7:00 AM					
8:00 AM					
9:00 AM					
10:00 AM					
11:00 AM					
12:00 PM					
1:00 PM					
2:00 PM					
3:00 PM					
4:00 PM					
5:00 PM					
6:00 PM					
7:00 PM					
8:00 PM					
9:00 PM					
10:00 PM					

					COURSE			SECTION			
Start Time	End Time	Days	Course		TYPE	WRH	Enroll-ment	WRH	Enroll-ment	WSCH	Student Station Occupancy %
8:00 AM	8:50 AM	MWF	ANT 110 001	Introduction to Cultural Anthropology	LEC	3	59	3	59	177	66%
8:00 AM	9:15 AM	TR	MCS 101 001	Multiculturalism in the United States:	LEC	3	67	3	67	201	75%
9:05 AM	9:55 AM	MWF	ANT 110 003	Introduction to Cultural Anthropology	LEC	3	64	3	64	192	72%
9:30 AM	10:45 AM	TR	ECON 205 002	Principles of Microeconomics	LEC	3	63	3	63	189	71%
10:10 AM	11:00 AM	MWF	SOC 100 005	Principles of Sociology	LEC	3	66	3	66	198	74%
11:00 AM	12:15 PM	TR	PHIL 100 001	Your Philosophical Journey	LEC	3	62	3	62	186	70%
11:15 AM	12:05 PM	MWF	ANT 110 007	Introduction to Cultural Anthropology	LEC	3	64	3	64	192	72%
12:20 PM	1:10 PM	MWF	ANT 110 008	Introduction to Cultural Anthropology	LEC	3	64	3	64	192	72%
12:30 PM	1:45 PM	TR	PHIL 100 002	Introduction to Philosophy	LEC	3	66	3	66	198	74%
1:25 PM	2:15 PM	MWF	HIST 118 001	History of Mexico	LEC	3	63	3	63	189	71%
2:00 PM	3:15 PM	TR	SOC 100 010	Principles of Sociology	LEC	3	54	3	54	162	61%
2:30 PM	3:20 PM	MWF	HIST 101 006	Survey of American History from 187	LEC	3	63	3	63	189	71%
3:30 PM	4:45 PM	TR	ANT 212 001	North American Indians	LEC	3	63	3	63	189	71%
3:35 PM	4:50 PM	MW	ENST 215 001	Human Behavior and Environment	LEC	3	17	3	31	93	35%
3:35 PM	4:50 PM	MW	SOC 295 001	Contemporary Social Issues	LEC	3	14				

NOTE: Concurrent sessions are counted as one section; WRH = Weekly Room Hours; WSCH = Weekly Student Contact Hours

UNIVERSITY OF NORTHERN COLORADO

Scheduled Utilization

ROSS HALL • ROSS 0060

Room Use Code: Classroom

Department: Classroom Capacity: 77
 Average Enrollment: 63 Assignable Square Feet: 1,159 Assignable Sq. Ft. Per Station: 15
 Weekly Student Contact Hours: 2,164 Weekly Room Hours: 34 Hours in Use Student Station Occupancy: 83%

	MON	TUE	WED	THU	FRI
7:00 AM					
8:00 AM					
9:00 AM					
10:00 AM					
11:00 AM					
12:00 PM					
1:00 PM					
2:00 PM					
3:00 PM					
4:00 PM					
5:00 PM					
6:00 PM					
7:00 PM					
8:00 PM					
9:00 PM					
10:00 PM					

Start Time	End Time	Days	Course	COURSE			SECTION			
				TYPE	WRH	Enrollment	WRH	Enrollment	WSCH	Student Station Occupancy %
8:00 AM	8:50 AM	MWF	HIST 100 002 Survey of American History from Its B	LEC	3	60	3	60	180	78%
9:05 AM	9:55 AM	MWRF	PHYS 240 003 General Physics I	LEC	4	72	4	72	288	94%
10:10 AM	11:00 AM	MTWF	CHEM 331 004 Organic Chemistry I	LEC	4	73	4	73	292	95%
11:00 AM	12:15 PM	TR	MCS 101 002 Multiculturalism in the United States:	LEC	3	68	3	68	204	88%
11:15 AM	12:05 PM	MWF	BIO 111 011 Survey of Organismal Biology	LEC	3	57	3	57	171	74%
12:20 PM	1:10 PM	MTWF	CHEM 481 006 General Biochemistry I	LEC	4	65	4	71	284	92%
12:20 PM	1:10 PM	MTWF	CHEM 581 006 General Biochemistry I	LEC	4	6				
1:25 PM	2:15 PM	MTWF	PHYS 220 007 Introductory Physics I	LEC	4	70	4	70	280	91%
2:30 PM	3:20 PM	MWF	HIST 101 007 Survey of American History from 187	LEC	3	65	3	65	195	84%
3:30 PM	4:45 PM	TR	PHIL 100 003 Introduction to Philosophy	LEC	3	66	3	66	198	86%
3:35 PM	4:25 PM	MWF	ENG 319 004 The Art of Persuasion	LEC	3	24	3	24	72	31%

NOTE: Concurrent sessions are counted as one section; WRH = Weekly Room Hours; WSCH = Weekly Student Contact Hours

UNIVERSITY OF NORTHERN COLORADO

Scheduled Utilization

ROSS HALL • ROSS 0090

Room Use Code: Classroom

Department: Classroom

Capacity: 60

Average
Enrollment: 31

Assignable
Square Feet: 937

Assignable Sq. Ft.
Per Station: 16

Weekly Student
Contact Hours: 1.113

Weekly
Room Hours: 36

Hours in Use Student
Station Occupancy: 52%

	MON	TUE	WED	THU	FRI
7:00 AM					
8:00 AM					
9:00 AM					
10:00 AM					
11:00 AM					
12:00 PM					
1:00 PM					
2:00 PM					
3:00 PM					
4:00 PM					
5:00 PM					
6:00 PM					
7:00 PM					
8:00 PM					
9:00 PM					
10:00 PM					

					COURSE			SECTION			
Start Time	End Time	Days	Course		TYPE	WRH	Enroll-ment	WRH	Enroll-ment	WSCH	Student Station Occupancy %
8:00 AM	8:50 AM	MWF	HIST 388 001	Imperial Russia, 1700-1917	LEC	3	33	3	33	99	55%
8:00 AM	9:15 AM	TR	ENG 131 003	Introduction to Literature	LEC	3	37	3	37	111	62%
9:05 AM	9:55 AM	MWF	ANT 120 001	World Archaeology	LEC	3	50	3	50	150	83%
10:10 AM	11:00 AM	MWF	ENG 195 002	Introduction to the Discipline of Englis	LEC	3	24	3	24	72	40%
11:00 AM	12:15 PM	TR	MATH 176 005	Topics in Calculus	LEC	3	37	3	37	111	62%
11:15 AM	12:05 PM	MWF	BIO 450 011	Cell Physiology	LEC	3	31	3	39	117	65%
11:15 AM	12:05 PM	MWF	BIO 550 011	Cell Physiology	LEC	3	8				
12:20 PM	1:10 PM	MWF	ENG 123 013	College Research Paper	LEC	3	24	3	24	72	40%
1:25 PM	2:15 PM	MWF	BIO 360 013	Ecology	LEC	3	46	3	46	138	77%
2:00 PM	3:15 PM	TR	ENG 211 002	Survey of American Literature	LEC	3	8	3	8	24	13%
2:30 PM	3:20 PM	MWF	ENG 131 008	Introduction to Literature	LEC	3	35	3	35	105	58%
3:35 PM	4:25 PM	MWF	ENG 419 001	English Linguistics	LEC	3	9	3	9	27	15%
5:00 PM	6:15 PM	MW	ENG 313 001	Shakespeare in Context: Tragedies a	LEC	3	29	3	29	87	48%

NOTE: Concurrent sessions are counted as one section; WRH = Weekly Room Hours; WSCH = Weekly Student Contact Hours

UNIVERSITY OF NORTHERN COLORADO

Scheduled Utilization

ROSS HALL • ROSS 0274

Room Use Code: Classroom

Department: Classroom Capacity: 46
 Average Enrollment: 28 Assignable Square Feet: 703 Assignable Sq. Ft. Per Station: 15
 Weekly Student Contact Hours: 1.272 Weekly Room Hours: 45 Hours in Use Student Station Occupancy: 61%

	MON	TUE	WED	THU	FRI
7:00 AM					
8:00 AM					
9:00 AM					
10:00 AM					
11:00 AM					
12:00 PM					
1:00 PM					
2:00 PM					
3:00 PM					
4:00 PM					
5:00 PM					
6:00 PM					
7:00 PM					
8:00 PM					
9:00 PM					
10:00 PM					

Start Time	End Time	Days	Course	COURSE			SECTION			
				TYPE	WRH	Enroll-ment	WRH	Enroll-ment	WSCH	Student Station Occupancy %
8:00 AM	9:15 AM	TR	ENG 414 001 Greek and Comparative Mythology	LEC	3	17	3	17	51	37%
9:05 AM	9:55 AM	MWF	GEOL 201 003 Physical Geology	LEC	3	34	3	34	102	74%
9:30 AM	10:45 AM	TR	ENG 325 001 Studies in Fantasy and Science Fictio	LEC	3	16	3	16	48	35%
10:10 AM	11:00 AM	MWF	FILM 211 001 History of Film II	LEC	3	20	3	20	60	43%
11:00 AM	12:15 PM	TR	ENG 213 001 Survey of British Literature I	LEC	3	30	3	30	90	65%
11:15 AM	12:05 PM	MWF	MATH 120 005 Mathematics and Liberal Arts	LEC	3	43	3	43	129	93%
12:20 PM	1:10 PM	MWF	HIST 353 001 The Rise of the American Century: Th	LEC	3	35	3	35	105	76%
12:30 PM	1:45 PM	TR	FILM 330 001 Studies in a Genre or Director	LEC	3	35	3	35	105	76%
1:25 PM	2:15 PM	MWF	FILM 310 001 Film Theory and Criticism	LEC	3	18	3	18	54	39%
2:00 PM	3:15 PM	TR	ENG 318 001 Traditional and Modern Grammars	LEC	3	31	3	31	93	67%
3:30 PM	4:45 PM	TR	ENG 318 002 Traditional and Modern Grammars	LEC	3	15	3	15	45	33%
3:35 PM	4:25 PM	MWF	MATH 120 009 Mathematics and Liberal Arts	LEC	3	39	3	39	117	85%
6:00 PM	9:00 PM	M	FILM 311 101 Screening For Film 310	LAB	3	18	3	18	54	39%
6:00 PM	9:00 PM	W	FILM 120 002 Introduction to Film	LEC	3	39	3	39	117	85%
6:30 PM	9:30 PM	T	FILM 331 101 Screening For Film 330	LAB	3	34	3	34	102	74%

NOTE: Concurrent sessions are counted as one section; WRH = Weekly Room Hours; WSCH = Weekly Student Contact Hours

UNIVERSITY OF NORTHERN COLORADO

Scheduled Utilization

ROSS HALL • ROSS 0275

Room Use Code: Classroom

Department: Classroom Capacity: 35
 Average Enrollment: 17 Assignable Square Feet: 581 Assignable Sq. Ft. Per Station: 17
 Weekly Student Contact Hours: 700 Weekly Room Hours: 41 Hours in Use Student Station Occupancy: 49%

	MON	TUE	WED	THU	FRI
7:00 AM					
8:00 AM					
9:00 AM					
10:00 AM					
11:00 AM					
12:00 PM					
1:00 PM					
2:00 PM					
3:00 PM					
4:00 PM					
5:00 PM					
6:00 PM					
7:00 PM					
8:00 PM					
9:00 PM					
10:00 PM					

					COURSE			SECTION			
Start Time	End Time	Days	Course		TYPE	WRH	Enroll-ment	WRH	Enroll-ment	WSCH	Student Station Occupancy %
8:00 AM	8:50 AM	MWF	ENG 122 004	College Composition	LEC	3	25	3	25	75	71%
8:00 AM	9:15 AM	TR	ENG 123 004	College Research Paper	LEC	3	24	3	24	72	69%
9:05 AM	9:55 AM	MWF	BIO 330 009	Plant Taxonomy	LEC	3	20	3	23	69	66%
9:05 AM	9:55 AM	MWF	BIO 530 009	Plant Taxonomy	LEC	3	3				
10:10 AM	11:00 AM	MWF	BIO 572 010	Species and Speciation	LEC	3	10	3	10	30	29%
11:15 AM	12:05 PM	MWF	BIO 220 011	Genetics	LEC	3	22	3	22	66	63%
12:20 PM	1:10 PM	MWF	HIST 394 001	European Intellectual History	LEC	3	17	3	17	51	49%
12:30 PM	1:45 PM	TR	ENG 122 034	ENG 122: COLLEGE COMPOSITION	LEC	3	24	3	24	72	69%
1:25 PM	2:15 PM	MWF	ENG 122 036	College Composition	LEC	3	25	3	25	75	71%
2:30 PM	3:20 PM	MWRF	BIO 547 014	Immunology and Disease	LEC	4	8	4	8	32	23%
3:30 PM	4:45 PM	TR	MATH 341 009	Introduction to Modern Geometry I (3)	LEC	3	12	3	12	36	34%
3:35 PM	4:25 PM	M	BIO 102 115	Success in Biology I	LEC	1	14	1	14	14	40%
3:35 PM	6:35 PM	W	HIST 480 002	Seminar in History	SEM	3	14	3	14	42	40%
5:00 PM	6:15 PM	TR	ENG 122 062	College Composition	LEC	3	16	3	16	48	46%
7:00 PM	10:00 PM	M	HIST 510 001	Modern China	LEC	3	6	3	6	18	17%

NOTE: Concurrent sessions are counted as one section; WRH = Weekly Room Hours; WSCH = Weekly Student Contact Hours

UNIVERSITY OF NORTHERN COLORADO

Scheduled Utilization

ROSS HALL • ROSS 0280

Room Use Code: Classroom

Department: Classroom Capacity: 35
 Average Assignable Assignable Sq. Ft.
 Enrollment: 24 Square Feet: 650 Per Station: 19
 Weekly Student Weekly
 Contact Hours: 954 Room Hours: 40 Hours in Use Student
 Station Occupancy: 68%

	MON	TUE	WED	THU	FRI
7:00 AM					
8:00 AM					
9:00 AM					
10:00 AM					
11:00 AM					
12:00 PM					
1:00 PM					
2:00 PM					
3:00 PM					
4:00 PM					
5:00 PM					
6:00 PM					
7:00 PM					
8:00 PM					
9:00 PM					
10:00 PM					

					COURSE			SECTION			
Start Time	End Time	Days	Course		TYPE	WRH	Enroll-ment	WRH	Enroll-ment	WSCH	Student Station Occupancy %
8:00 AM	8:50 AM	MWF	ENG 122 003	College Composition	LEC	3	25	3	25	75	71%
8:00 AM	9:15 AM	TR	ENG 122 060	College Composition	LEC	3	25	3	25	75	71%
9:05 AM	9:55 AM	MWF	ENST 265 009	Conservation of Natural Resources (3	LEC	3	25	3	25	75	71%
9:30 AM	10:45 AM	TR	ENG 240 002	Introduction to Creative Writing	LEC	3	24	3	24	72	69%
10:10 AM	11:00 AM	W	BIO 211 310	Cell Biology Applications	LEC	1	21	1	21	21	60%
11:00 AM	12:15 PM	TR	ENG 340 001	Creative Writing - Advanced	LEC	3	17	3	17	51	49%
12:20 PM	1:10 PM	MWF	ENG 122 030	College Composition	LEC	3	25	3	25	75	71%
12:30 PM	1:45 PM	TR	ENG 225 002	Communications on a Theme	LEC	3	23	3	23	69	66%
1:25 PM	2:15 PM	MWF	ENG 122 038	College Composition	LEC	3	25	3	25	75	71%
2:00 PM	3:15 PM	TR	MATH 182 028	Fundamental Mathematics II: Algebra	LEC	3	31	3	31	93	89%
3:30 PM	4:45 PM	TR	ENG 122 049	College Composition	LEC	3	25	3	25	75	71%
3:35 PM	4:25 PM	MWF	ENG 122 052	College Composition	LEC	3	24	3	24	72	69%
5:00 PM	6:15 PM	TR	ENG 225 004	Communications on a Theme	LEC	3	24	3	24	72	69%
6:00 PM	9:00 PM	W	ENG 600 001	Introduction to Graduate Study	LEC	3	18	3	18	54	51%

NOTE: Concurrent sessions are counted as one section; WRH = Weekly Room Hours; WSCH = Weekly Student Contact Hours

UNIVERSITY OF NORTHERN COLORADO

Scheduled Utilization

ROSS HALL • ROSS 0285

Room Use Code: Classroom

Department: Classroom
 Average Enrollment: 23
 Weekly Student Contact Hours: 783
 Assignable Square Feet: 571
 Weekly Room Hours: 34
 Capacity: 35
 Assignable Sq. Ft. Per Station: 16
 Hours in Use Student Station Occupancy: 66%

	MON	TUE	WED	THU	FRI
7:00 AM					
8:00 AM					
9:00 AM					
10:00 AM					
11:00 AM					
12:00 PM					
1:00 PM					
2:00 PM					
3:00 PM					
4:00 PM					
5:00 PM					
6:00 PM					
7:00 PM					
8:00 PM					
9:00 PM					
10:00 PM					

Start Time	End Time	Days	Course	COURSE			SECTION			
				TYPE	WRH	Enrollment	WRH	Enrollment	WSCH	Student Station Occupancy %
8:00 AM	8:50 AM	MWF	ENG 195 001 Introduction to the Discipline of Englis	LEC	3	22	3	22	66	63%
8:00 AM	9:15 AM	TR	ENG 122 005 College Composition	LEC	3	24	3	24	72	69%
9:05 AM	9:55 AM	MWF	BIO 552 011 Mammalian Physiology I	LEC	3	28	3	28	84	80%
9:30 AM	10:45 AM	TR	ENG 123 008 College Research Paper	LEC	3	24	3	24	72	69%
10:10 AM	11:00 AM	MWF	CHEM 381 003 Principles of Biochemistry	LEC	3	19	3	19	57	54%
11:00 AM	12:15 PM	TR	ENG 122 024 College Composition	LEC	3	24	3	24	72	69%
11:15 AM	12:05 PM	W	BIO 112 311 Principles of Biology Applications	LEC	1	24	1	24	24	69%
12:30 PM	1:45 PM	TR	ENG 195 003 Introduction to the Discipline of Englis	LEC	3	23	3	23	69	66%
1:25 PM	2:15 PM	MWF	ENG 122 039 College Composition	LEC	3	25	3	25	75	71%
2:00 PM	3:15 PM	TR	ENG 122 041 College Composition	LEC	3	25	3	25	75	71%
3:30 PM	4:45 PM	TR	ENG 122 050 College Composition	LEC	3	25	3	25	75	71%
3:35 PM	6:35 PM	W	HIST 480 003 Seminar in History	SEM	3	14	3	14	42	40%

NOTE: Concurrent sessions are counted as one section; WRH = Weekly Room Hours; WSCH = Weekly Student Contact Hours

UNIVERSITY OF NORTHERN COLORADO

Scheduled Utilization

ROSS HALL • ROSS 1010

Room Use Code: Classroom

Department: Classroom Capacity: 110
 Average Enrollment: 69 Assignable Square Feet: 2,003 Assignable Sq. Ft. Per Station: 18
 Weekly Student Contact Hours: 3,278 Weekly Room Hours: 46 Hours in Use Student Station Occupancy: 65%

	MON	TUE	WED	THU	FRI
7:00 AM					
8:00 AM					
9:00 AM					
10:00 AM					
11:00 AM					
12:00 PM					
1:00 PM					
2:00 PM					
3:00 PM					
4:00 PM					
5:00 PM					
6:00 PM					
7:00 PM					
8:00 PM					
9:00 PM					
10:00 PM					

					COURSE			SECTION			
Start Time	End Time	Days	Course		TYPE	WRH	Enroll-ment	WRH	Enroll-ment	WSCH	Student Station Occupancy %
8:00 AM	8:50 AM	MWF	SOC 221 002	Sociology of Gender	LEC	3	65	3	65	195	59%
8:00 AM	9:15 AM	TR	HIST 100 004	Survey of American History from Its B	LEC	3	63	3	63	189	57%
9:05 AM	9:55 AM	MWF	PSY 120 005	Principles of Psychology	LEC	3	87	3	87	261	79%
10:10 AM	11:00 AM	MTWF	CHEM 111 004	Principles of Chemistry I	LEC	4	89	4	89	356	81%
11:00 AM	12:15 PM	TR	HIST 224 001	History of Colorado	LEC	3	59	3	59	177	54%
11:15 AM	12:05 PM	MWF	SCI 265 005	Physical Science Concepts	LEC	3	54	3	93	279	85%
11:15 AM	12:05 PM	MWF	SCI 265 025	Physical Science Concepts	LEC	3	39				
12:20 PM	1:10 PM	MW	BIO 341 012	Human Anatomy	LEC	2	85	2	85	170	77%
12:30 PM	1:45 PM	TR	SOC 120 002	Introduction to Family Studies	LEC	3	65	3	65	195	59%
1:25 PM	2:15 PM	MWF	AST 100 007	General Astronomy	LEC	3	75	3	75	225	68%
2:00 PM	3:15 PM	TR	HIST 101 005	Survey of American History from 187	LEC	3	64	3	64	192	58%
2:30 PM	3:20 PM	MWF	HIST 100 005	Survey of American History from Its B	LEC	3	67	3	67	201	61%
3:30 PM	4:45 PM	TR	HIST 100 006	Survey of American History from Its B	LEC	3	64	3	64	192	58%
3:30 PM	6:30 PM	W	PHIL 100 004	Introduction to Philosophy	LEC	3	62	3	62	186	56%
3:35 PM	4:25 PM	F	BIO 691 015	Seminar in Biological Sciences	SEM	1	19	1	19	19	17%
6:00 PM	9:00 PM	T	FILM 121 101	Screening For Film 120	LAB	3	73	3	73	219	66%
6:30 PM	9:30 PM	M	FILM 121 103	Screening For Film 120	LAB	3	74	3	74	222	67%

NOTE: Concurrent sessions are counted as one section; WRH = Weekly Room Hours; WSCH = Weekly Student Contact Hours

UNIVERSITY OF NORTHERN COLORADO

Scheduled Utilization

ROSS HALL • ROSS 1040

Room Use Code: Classroom

Department: Classroom

Average
Enrollment: 79Assignable
Square Feet: 1,997

Capacity: 111

Assignable Sq. Ft.
Per Station: 18Weekly Student
Contact Hours: 2,333Weekly
Room Hours: 27Hours in Use Student
Station Occupancy: 78%

	MON	TUE	WED	THU	FRI
7:00 AM					
8:00 AM					
9:00 AM					
10:00 AM					
11:00 AM					
12:00 PM					
1:00 PM					
2:00 PM					
3:00 PM					
4:00 PM					
5:00 PM					
6:00 PM					
7:00 PM					
8:00 PM					
9:00 PM					
10:00 PM					

						COURSE			SECTION			
Start Time	End Time	Days	Course			TYPE	WRH	Enroll-ment	WRH	Enroll-ment	WSCH	Student Station Occupancy %
8:00 AM	8:50 AM	MTWF	CHEM 111 002	Principles of Chemistry I		LEC	4	88	4	88	352	79%
9:05 AM	9:55 AM	MTWF	CHEM 111 003	Principles of Chemistry I		LEC	4	92	4	92	368	83%
10:10 AM	11:00 AM	MWF	CHEM 101 004	Chemistry for Citizens		LEC	3	88	3	88	264	79%
11:15 AM	12:05 PM	MTWF	CHEM 281 005	Fundamentals of Biochemistry		LEC	4	106	4	106	424	95%
12:20 PM	1:10 PM	MTWF	CHEM 111 006	Principles of Chemistry I		LEC	4	92	4	92	368	83%
1:25 PM	2:15 PM	MTWF	CHEM 281 007	Fundamentals of Biochemistry		LEC	4	96	4	96	384	86%
2:30 PM	3:20 PM	F	CHEM 499 008	Seminar and Research in Chemistry		LAB	1	12	1	14	14	13%
2:30 PM	3:20 PM	F	CHEM 600 008	Seminar in Chemistry		SEM	1	2				
3:30 PM	4:45 PM	TR	SOC 237 005	Sociology of Minorities		LEC	3	53	3	53	159	48%

NOTE: Concurrent sessions are counted as one section; WRH = Weekly Room Hours; WSCH = Weekly Student Contact Hours

UNIVERSITY OF NORTHERN COLORADO

Scheduled Utilization

ROSS HALL • ROSS 1060

Room Use Code: Classroom

Department: Classroom
 Average Enrollment: 55
 Weekly Student Contact Hours: 2.468
 Assignable Square Feet: 1.065
 Weekly Room Hours: 44
 Capacity: 71
 Assignable Sq. Ft. Per Station: 15
 Hours in Use Student Station Occupancy: 79%

	MON	TUE	WED	THU	FRI
7:00 AM					
8:00 AM					
9:00 AM					
10:00 AM					
11:00 AM					
12:00 PM					
1:00 PM					
2:00 PM					
3:00 PM					
4:00 PM					
5:00 PM					
6:00 PM					
7:00 PM					
8:00 PM					
9:00 PM					
10:00 PM					

Start Time	End Time	Days	Course	COURSE			SECTION			
				TYPE	WRH	Enroll-ment	WRH	Enroll-ment	WSCH	Student Station Occupancy %
8:00 AM	8:50 AM	MWF	HIST 100 001 Survey of American History from Its B	LEC	3	61	3	61	183	86%
8:00 AM	9:15 AM	TR	SOC 100 002 Principles of Sociology	LEC	3	53	3	53	159	75%
9:05 AM	9:55 AM	MWF	HIST 120 001 Western Civilization from Ancient Gre	LEC	3	61	3	61	183	86%
9:30 AM	10:45 AM	TR	CHEM 103 003 Introductory Chemistry	LEC	3	68	3	68	204	96%
10:10 AM	11:00 AM	MWF	HIST 101 003 Survey of American History from 187	LEC	3	63	3	63	189	89%
11:00 AM	11:50 AM	TR	ESCI 265 005 Earth Science Concepts for Elementa	LEC	2	70	2	70	140	99%
11:15 AM	12:05 PM	MWF	HIST 112 001 Asian Civilization I: From Prehistory t	LEC	3	66	3	66	198	93%
12:20 PM	1:10 PM	MWF	HIST 101 004 Survey of American History from 187	LEC	3	64	3	64	192	90%
12:30 PM	1:45 PM	TR	SOC 100 009 Principles of Sociology	LEC	3	65	3	65	195	92%
1:25 PM	2:15 PM	MWF	BIO 325 013 Introduction to Cancer Biology	LEC	3	55	3	55	165	77%
2:00 PM	2:50 PM	TR	ESCI 265 008 Earth Science Concepts for Elementa	LEC	2	70	2	70	140	99%
2:30 PM	3:20 PM	MWF	MET 205 003 General Meteorology	LEC	3	68	3	68	204	96%
3:30 PM	4:45 PM	TR	MCS 101 006 Multiculturalism in the United States:	LEC	3	35	3	35	105	49%
3:35 PM	4:25 PM	MWF	MCS 101 007 Multiculturalism in the United States:	LEC	3	29	3	29	87	41%
5:00 PM	6:00 PM	M	HIST 400 001 Teaching History in the Secondary C	LEC	1	25	1	25	25	35%
5:00 PM	6:15 PM	TR	MCS 101 009 Multiculturalism in the United States:	LEC	3	33	3	33	99	46%

NOTE: Concurrent sessions are counted as one section; WRH = Weekly Room Hours; WSCH = Weekly Student Contact Hours

UNIVERSITY OF NORTHERN COLORADO

Scheduled Utilization

ROSS HALL • ROSS 1080

Room Use Code: Classroom

Department: Classroom
 Average Enrollment: 11
 Weekly Student Contact Hours: 273
 Assignable Square Feet: 349
 Weekly Room Hours: 24
 Capacity: 16
 Assignable Sq. Ft. Per Station: 22
 Hours in Use Student Station Occupancy: 71%

	MON	TUE	WED	THU	FRI
7:00 AM					
8:00 AM					
9:00 AM					
10:00 AM					
11:00 AM					
12:00 PM					
1:00 PM					
2:00 PM					
3:00 PM					
4:00 PM					
5:00 PM					
6:00 PM					
7:00 PM					
8:00 PM					
9:00 PM					
10:00 PM					

					COURSE			SECTION			
Start Time	End Time	Days	Course		TYPE	WRH	Enroll-ment	WRH	Enroll-ment	WSCH	Student Station Occupancy %
8:00 AM	8:50 AM	MWF	CHEM 523 002	Chemical Spectroscopy	LEC	3	8	3	8	24	50%
9:05 AM	9:55 AM	MTWF	CHEM 451 003	Physical Chemistry I	LEC	4	7	4	10	40	63%
9:05 AM	9:55 AM	MTWF	CHEM 551 003	Physical Chemistry I	LEC	4	3				
11:00 AM	12:15 PM	TR	ENG 594 001	Practicum in the Teaching of College	PRA	3	11	3	11	33	69%
2:00 PM	3:40 PM	R	ESCI 600 008	Introduction to Earth Science Resear	LEC	2	4	2	4	8	25%
3:35 PM	6:35 PM	W	HIST 480 001	Seminar in History	SEM	3	13	3	13	39	81%
6:00 PM	9:00 PM	M	ENG 639 001	Colloquium in Literature	LEC	3	15	3	15	45	94%
6:00 PM	9:00 PM	R	ENG 630 001	American Literature to the Civil War	LEC	3	15	3	15	45	94%
7:00 PM	10:00 PM	T	HIST 600 001	Introduction to Graduate Historical St	LEC	3	13	3	13	39	81%

NOTE: Concurrent sessions are counted as one section; WRH = Weekly Room Hours; WSCH = Weekly Student Contact Hours

UNIVERSITY OF NORTHERN COLORADO

Scheduled Utilization

ROSS HALL • ROSS 1090

Room Use Code: Classroom

Department: Classroom Capacity: 48
 Average Enrollment: 35 Assignable Square Feet: 765 Assignable Sq. Ft. Per Station: 16
 Weekly Student Contact Hours: 1,309 Weekly Room Hours: 38 Hours in Use Student Station Occupancy: 72%

	MON	TUE	WED	THU	FRI
7:00 AM					
8:00 AM					
9:00 AM					
10:00 AM					
11:00 AM					
12:00 PM					
1:00 PM					
2:00 PM					
3:00 PM					
4:00 PM					
5:00 PM					
6:00 PM					
7:00 PM					
8:00 PM					
9:00 PM					
10:00 PM					

					COURSE			SECTION			
Start Time	End Time	Days	Course		TYPE	WRH	Enroll-ment	WRH	Enroll-ment	WSCH	Student Station Occupancy %
8:00 AM	8:50 AM	MTWF	MATH 124 002	College Algebra	LEC	4	37	4	37	148	77%
9:05 AM	9:55 AM	MWF	HIST 367 001	History of the Renaissance and Refor	LEC	3	31	3	31	93	65%
9:30 AM	10:45 AM	TR	FILM 120 001	Introduction to Film	LEC	3	38	3	38	114	79%
10:10 AM	11:00 AM	MWF	HIST 383 001	Great War and Aftermath	LEC	3	40	3	40	120	83%
11:15 AM	12:05 PM	MWF	CHEM 321 005	Chemical Analysis	LEC	3	41	3	41	123	85%
12:20 PM	1:10 PM	MTWF	MATH 124 006	College Algebra	LEC	4	38	4	38	152	79%
1:25 PM	2:15 PM	MTWF	CHEM 112 007	Principles of Chemistry II	LEC	4	24	4	24	96	50%
2:30 PM	3:20 PM	MWF	FILM 120 003	Introduction to Film	LEC	3	36	3	36	108	75%
3:30 PM	4:45 PM	TR	FILM 120 004	Introduction to Film	LEC	3	37	3	37	111	77%
3:35 PM	4:25 PM	MWF	HIST 314 001	History of Latin America to 1855	LEC	3	24	3	24	72	50%
5:00 PM	6:15 PM	MW	ENG 131 010	Introduction to Literature	LEC	3	34	3	34	102	71%
6:30 PM	9:30 PM	W	FILM 121 102	Screening For Film 120	LAB	3	36	3	36	108	75%

NOTE: Concurrent sessions are counted as one section; WRH = Weekly Room Hours; WSCH = Weekly Student Contact Hours

UNIVERSITY OF NORTHERN COLORADO

Scheduled Utilization

ROSS HALL • ROSS 1160

Room Use Code: Classroom

Department: Classroom Capacity: 35
 Average Enrollment: 25 Assignable Square Feet: 530 Assignable Sq. Ft. Per Station: 15
 Weekly Student Contact Hours: 975 Weekly Room Hours: 39 Hours in Use Student Station Occupancy: 72%

	MON	TUE	WED	THU	FRI
7:00 AM					
8:00 AM					
9:00 AM					
10:00 AM					
11:00 AM					
12:00 PM					
1:00 PM					
2:00 PM					
3:00 PM					
4:00 PM					
5:00 PM					
6:00 PM					
7:00 PM					
8:00 PM					
9:00 PM					
10:00 PM					

					COURSE			SECTION			
Start Time	End Time	Days	Course		TYPE	WRH	Enroll-ment	WRH	Enroll-ment	WSCH	Student Station Occupancy %
8:00 AM	8:50 AM	MWF	ENG 122 001	College Composition	LEC	3	25	3	25	75	71%
8:00 AM	9:15 AM	TR	ENG 122 007	College Composition	LEC	3	24	3	24	72	69%
9:05 AM	9:55 AM	MTWF	MATH 132 004	Calculus II	LEC	4	24	4	24	96	69%
9:30 AM	10:45 AM	TR	ENG 122 013	College Composition	LEC	3	25	3	25	75	71%
10:10 AM	11:00 AM	MWF	ENG 122 017	College Composition	LEC	3	23	3	23	69	66%
11:00 AM	12:15 PM	TR	MIND 100 005	The First Year Preceptorial	LEC	3	22	3	22	66	63%
11:15 AM	12:05 PM	MWF	ENG 122 063	College Composition	LEC	3	26	3	26	78	74%
12:30 PM	1:45 PM	TR	ENG 122 031	College Composition	LEC	3	25	3	25	75	71%
1:25 PM	2:15 PM	MWF	ENG 123 016	College Research Paper	LEC	3	24	3	24	72	69%
2:00 PM	3:15 PM	TR	ENG 122 043	College Composition	LEC	3	24	3	24	72	69%
2:30 PM	4:25 PM	MWF	MATH 171 028	Calculus I for Life Sciences	LEC	6	30	6	30	174	86%
3:30 PM	4:45 PM	TR	ENG 122 051	College Composition	LEC	3	25	3	25	75	71%

NOTE: Concurrent sessions are counted as one section; WRH = Weekly Room Hours; WSCH = Weekly Student Contact Hours

UNIVERSITY OF NORTHERN COLORADO

Scheduled Utilization

ROSS HALL • ROSS 2060

Room Use Code: Classroom

Department: Classroom Capacity: 32
 Average Assignable Assignable Sq. Ft.
 Enrollment: 24 Square Feet: 942 Per Station: 29
 Weekly Student Weekly
 Contact Hours: 1.141 Room Hours: 53 Hours in Use Student
 Station Occupancy: 68%

	MON	TUE	WED	THU	FRI
7:00 AM					
8:00 AM					
9:00 AM					
10:00 AM					
11:00 AM					
12:00 PM					
1:00 PM					
2:00 PM					
3:00 PM					
4:00 PM					
5:00 PM					
6:00 PM					
7:00 PM					
8:00 PM					
9:00 PM					
10:00 PM					

					COURSE			SECTION			
Start Time	End Time	Days	Course		TYPE	WRH	Enroll-ment	WRH	Enroll-ment	WSCH	Student Station Occupancy %
8:00 AM	8:50 AM	MWF	MATH 283 002	Fundamental Mathematics III: Geome	LEC	3	30	3	30	90	94%
8:00 AM	4:30 PM	S	MATH 540 002	Mathematical Modeling and Problem	LEC	9	4	9	4	34	13%
8:00 AM	9:15 AM	TR	MATH 181 002	Fundamentals of Mathematics I: Num	LEC	3	25	3	25	75	78%
9:05 AM	9:55 AM	MWF	MATH 321 003	Introduction to Abstract Algebra I	LEC	3	20	3	20	60	63%
9:30 AM	10:45 AM	TR	MATH 395 003	Topics in Mathematics for Teachers	LEC	3	19	3	19	57	59%
10:10 AM	11:00 AM	MWF	MATH 283 004	Fundamental Mathematics III: Geome	LEC	3	31	3	31	93	97%
11:15 AM	12:05 PM	MWF	STAT 409 005	Sampling Techniques	LEC	3	16	3	16	48	50%
12:20 PM	1:10 PM	MWF	MATH 182 026	Fundamental Mathematics II: Algebra	LEC	3	33	3	33	99	103%
12:30 PM	1:45 PM	TR	MATH 181 006	Fundamentals of Mathematics I: Num	LEC	3	30	3	30	90	94%
1:25 PM	2:15 PM	MWF	MATH 321 007	Introduction to Abstract Algebra I	LEC	3	12	3	12	36	38%
2:00 PM	3:15 PM	TR	MATH 182 008	Fundamental Mathematics II: Algebra	LEC	3	34	3	34	102	106%
2:30 PM	3:20 PM	MWF	MATH 283 008	Fundamental Mathematics III: Geome	LEC	3	29	3	29	87	91%
3:30 PM	4:45 PM	TR	MATH 283 009	Fundamental Mathematics III: Geome	LEC	3	30	3	30	90	94%
3:35 PM	4:25 PM	MWF	MATH 181 029	Fundamentals of Mathematics I: Num	LEC	3	25	3	25	75	78%
4:40 PM	5:55 PM	MW	MATH 181 014	Fundamentals of Mathematics I: Num	LEC	3	29	3	29	87	91%
5:00 PM	5:50 PM	TR	MED 381 011	Fundamental Mathematics Education	LEC	2	9	2	9	18	28%

NOTE: Concurrent sessions are counted as one section; WRH = Weekly Room Hours; WSCH = Weekly Student Contact Hours

UNIVERSITY OF NORTHERN COLORADO

Scheduled Utilization

ROSS HALL • ROSS 2090

Room Use Code: Classroom

Department: Classroom Capacity: 48
 Average Enrollment: 32 Assignable Square Feet: 910 Assignable Sq. Ft. Per Station: 19
 Weekly Student Contact Hours: 1.125 Weekly Room Hours: 35 Hours in Use Student Station Occupancy: 66%

	MON	TUE	WED	THU	FRI
7:00 AM					
8:00 AM					
9:00 AM					
10:00 AM					
11:00 AM					
12:00 PM					
1:00 PM					
2:00 PM					
3:00 PM					
4:00 PM					
5:00 PM					
6:00 PM					
7:00 PM					
8:00 PM					
9:00 PM					
10:00 PM					

					COURSE			SECTION			
Start Time	End Time	Days	Course		TYPE	WRH	Enroll-ment	WRH	Enroll-ment	WSCH	Student Station Occupancy %
8:00 AM	8:50 AM	MTWF	MATH 131 002	Calculus I	LEC	4	32	4	32	128	67%
9:05 AM	9:55 AM	MWF	MATH 228 003	Discrete Mathematics	LEC	3	24	3	24	72	50%
9:30 AM	10:45 AM	TR	MATH 221 003	Elementary Linear Algebra	LEC	3	35	3	35	105	73%
10:10 AM	11:00 AM	MWF	MATH 283 024	Fundamental Mathematics III: Geome	LEC	3	33	3	33	99	69%
11:00 AM	12:15 PM	TR	ASLS 365 001	Language Disorders in Children	LEC	3	46	3	46	138	96%
11:15 AM	12:05 PM	MWF	MATH 228 005	Discrete Mathematics	LEC	3	18	3	18	54	38%
12:20 PM	1:10 PM	MWF	STAT 150 006	Introduction to Statistical Analysis	LEC	3	43	3	43	129	90%
1:25 PM	2:15 PM	MTWF	MATH 131 027	Calculus I	LEC	4	34	4	34	136	71%
2:30 PM	3:20 PM	MWF	MATH 335 008	Differential Equations I	LEC	3	42	3	42	126	88%
3:35 PM	4:25 PM	MTWF	MATH 233 009	Calculus III	LEC	4	15	4	15	60	31%
4:40 PM	5:47 PM	MTW	MATH 124 012	College Algebra	LEC	3	33	3	33	112	69%

NOTE: Concurrent sessions are counted as one section; WRH = Weekly Room Hours; WSCH = Weekly Student Contact Hours

UNIVERSITY OF NORTHERN COLORADO

Scheduled Utilization

ROSS HALL • ROSS 2260

Room Use Code: Classroom

Department: Classroom Capacity: 24
 Average Assignable Assignable Sq. Ft.
 Enrollment: 11 Square Feet: 465 Per Station: 19
 Weekly Student Weekly
 Contact Hours: 311 Room Hours: 27 Hours in Use Student
 Station Occupancy: 48%

	MON	TUE	WED	THU	FRI
7:00 AM					
8:00 AM					
9:00 AM					
10:00 AM					
11:00 AM					
12:00 PM					
1:00 PM					
2:00 PM					
3:00 PM					
4:00 PM					
5:00 PM					
6:00 PM					
7:00 PM					
8:00 PM					
9:00 PM					
10:00 PM					

					COURSE			SECTION			
Start Time	End Time	Days	Course		TYPE	WRH	Enroll-ment	WRH	Enroll-ment	WSCH	Student Station Occupancy %
8:00 AM	8:50 AM	MWF	ENG 123 001	College Research Paper	LEC	3	22	3	22	66	92%
9:30 AM	10:45 AM	TR	MATH 795 003	Special Topics	LEC	3	10	3	10	30	42%
10:10 AM	11:00 AM	MWF	MATH 735 004	Real Analysis	LEC	3	7	3	7	21	29%
11:00 AM	11:50 AM	R	MED 654 005	Seminar in College Mathematics Tea	SEM	1	5	1	5	5	21%
11:15 AM	12:05 PM	MWF	BIO 354 011	General Plant Physiology	LEC	3	18	3	18	54	75%
1:25 PM	2:15 PM	MWF	MATH 391 007	Introduction to Number Theory	LEC	3	15	3	15	45	63%
3:30 PM	4:45 PM	MW	MED 610 009	Survey of Research in Mathematics E	LEC	3	3	3	3	9	13%
3:30 PM	4:45 PM	TR	MED 441 009	Methods of Teaching Mathematics	LEC	3	8	3	8	24	33%
6:00 PM	9:00 PM	W	HIST 530 001	Topics in American History	LEC	3	7	3	7	21	29%
8:00 PM	10:00 PM	M	AST 100 113	General Astronomy	LAB	2	18	2	18	36	75%

NOTE: Concurrent sessions are counted as one section; WRH = Weekly Room Hours; WSCH = Weekly Student Contact Hours

UNIVERSITY OF NORTHERN COLORADO

Scheduled Utilization

ROSS HALL • ROSS 2270

Room Use Code: Classroom

Department: Classroom Capacity: 39
 Average Enrollment: 24 Assignable Square Feet: 843 Assignable Sq. Ft. Per Station: 22
 Weekly Student Contact Hours: 876 Weekly Room Hours: 36 Hours in Use Student Station Occupancy: 62%

	MON	TUE	WED	THU	FRI
7:00 AM					
8:00 AM					
9:00 AM					
10:00 AM					
11:00 AM					
12:00 PM					
1:00 PM					
2:00 PM					
3:00 PM					
4:00 PM					
5:00 PM					
6:00 PM					
7:00 PM					
8:00 PM					
9:00 PM					
10:00 PM					

					COURSE			SECTION			
Start Time	End Time	Days	Course		TYPE	WRH	Enroll-ment	WRH	Enroll-ment	WSCH	Student Station Occupancy %
8:00 AM	8:55 AM	MWF	CS 101 002	Introduction to Computer Science	LEC	3	33	3	33	99	85%
9:05 AM	9:55 AM	MWF	MATH 437 003	Mathematical Modeling	LEC	3	14	3	14	42	36%
10:10 AM	11:00 AM	MWF	CS 200 004	Object-Oriented Analysis, Design, an	LEC	3	5	3	5	15	13%
11:00 AM	12:15 PM	TR	MATH 342 005	Introduction to Modern Geometry II (3	LEC	3	22	3	22	66	56%
11:15 AM	12:05 PM	MTWF	MATH 233 005	Calculus III	LEC	4	26	4	26	104	67%
12:20 PM	1:10 PM	MWF	CG 120 006	Computer Programming	LEC	3	38	3	38	114	97%
12:30 PM	1:45 PM	TR	MATH 182 006	Fundamental Mathematics II: Algebra	LEC	3	33	3	33	99	85%
1:25 PM	2:15 PM	MWF	CS 350 007	Software Engineering I	LEC	3	6	3	6	18	15%
2:00 PM	3:15 PM	TR	MATH 181 038	Fundamentals of Mathematics I: Num	LEC	3	31	3	31	93	79%
2:30 PM	3:20 PM	MWF	MATH 181 008	Fundamentals of Mathematics I: Num	LEC	3	27	3	27	81	69%
3:30 PM	4:45 PM	TR	MATH 181 009	Fundamentals of Mathematics I: Num	LEC	3	25	3	25	75	64%
3:35 PM	4:25 PM	MWF	CG 120 009	Computer Programming	LEC	3	32	3	32	96	82%

NOTE: Concurrent sessions are counted as one section; WRH = Weekly Room Hours; WSCH = Weekly Student Contact Hours

UNIVERSITY OF NORTHERN COLORADO

Scheduled Utilization

ROSS HALL • ROSS 2275

Room Use Code: Classroom

Department: Classroom Capacity: 49
 Average Enrollment: 32 Assignable Square Feet: 841 Assignable Sq. Ft. Per Station: 17
 Weekly Student Contact Hours: 1.221 Weekly Room Hours: 38 Hours in Use Student Station Occupancy: 66%

	MON	TUE	WED	THU	FRI
7:00 AM					
8:00 AM					
9:00 AM					
10:00 AM					
11:00 AM					
12:00 PM					
1:00 PM					
2:00 PM					
3:00 PM					
4:00 PM					
5:00 PM					
6:00 PM					
7:00 PM					
8:00 PM					
9:00 PM					
10:00 PM					

					COURSE			SECTION			
Start Time	End Time	Days	Course		TYPE	WRH	Enroll-ment	WRH	Enroll-ment	WSCH	Student Station Occupancy %
8:00 AM	8:50 AM	MTWF	MATH 131 022	Calculus I	LEC	4	39	4	39	156	80%
8:00 AM	9:15 AM	R	MATH 102 002	Success in the Mathematical Science	LEC	1	37	1	37	30	76%
9:05 AM	9:55 AM	MWF	MATH 120 003	Mathematics and Liberal Arts	LEC	3	37	3	37	111	76%
9:30 AM	10:45 AM	TR	ENG 131 004	Introduction to Literature	LEC	3	36	3	36	108	73%
10:10 AM	11:00 AM	MWF	ENG 131 005	Introduction to Literature	LEC	3	35	3	35	105	71%
11:15 AM	12:05 PM	MWF	HIST 430 001	Topics in American History	LEC	3	22	3	22	66	45%
12:20 PM	1:10 PM	MWF	ENG 122 029	College Composition	LEC	3	25	3	25	75	51%
12:30 PM	1:45 PM	TR	ENG 371 001	Antebellum American Literature, 1800	LEC	3	37	3	37	111	76%
1:25 PM	2:15 PM	MWF	HIST 307 001	History of China to 1840	LEC	3	43	3	43	129	88%
2:30 PM	3:20 PM	MWF	MATH 176 008	Topics in Calculus	LEC	3	32	3	32	96	65%
3:30 PM	4:45 PM	TR	ENG 319 001	The Art of Persuasion	LEC	3	17	3	17	51	35%
3:35 PM	4:25 PM	MWF	HIST 224 002	History of Colorado	LEC	3	33	3	33	99	67%
5:30 PM	8:30 PM	MT	EDEC 480 008	Early Childhood Curriculum II	LEC	6	28	6	28	168	57%

NOTE: Concurrent sessions are counted as one section; WRH = Weekly Room Hours; WSCH = Weekly Student Contact Hours

UNIVERSITY OF NORTHERN COLORADO

Scheduled Utilization

ROSS HALL • ROSS 2295

Room Use Code: Classroom

Department: Classroom
 Average Enrollment: 34
 Weekly Student Contact Hours: 1.447
 Capacity: 47
 Assignable Square Feet: 703
 Weekly Room Hours: 43
 Assignable Sq. Ft. Per Station: 15
 Hours in Use Student Station Occupancy: 72%

	MON	TUE	WED	THU	FRI
7:00 AM					
8:00 AM					
9:00 AM					
10:00 AM					
11:00 AM					
12:00 PM					
1:00 PM					
2:00 PM					
3:00 PM					
4:00 PM					
5:00 PM					
6:00 PM					
7:00 PM					
8:00 PM					
9:00 PM					
10:00 PM					

					COURSE			SECTION			
Start Time	End Time	Days	Course		TYPE	WRH	Enroll-ment	WRH	Enroll-ment	WSCH	Student Station Occupancy %
8:00 AM	8:50 AM	MWF	MATH 176 002	Topics in Calculus	LEC	3	29	3	29	87	62%
8:00 AM	9:15 AM	TR	STAT 150 222	Introduction to Statistical Analysis	LEC	3	41	3	41	123	87%
9:05 AM	9:55 AM	MWF	STAT 150 003	Introduction to Statistical Analysis	LEC	3	44	3	44	132	94%
9:30 AM	10:45 AM	TR	HUM 130 001	Introduction to Cultural Studies	LEC	3	36	3	36	108	77%
10:10 AM	11:00 AM	MWF	HIST 327 001	The Early American West	LEC	3	35	3	35	105	74%
11:00 AM	12:15 PM	TR	HIST 347 001	United States Women's History to 18	LEC	3	34	3	34	102	72%
11:15 AM	12:05 PM	MWF	HIST 316 001	Central America and the Caribbean	LEC	3	39	3	39	117	83%
12:20 PM	1:10 PM	MTWF	MATH 124 026	College Algebra	LEC	4	38	4	38	152	81%
12:30 PM	1:45 PM	TR	BIO 335 213	Survey of Fishes, Amphibians and Re	LEC	3	18	3	21	63	45%
12:30 PM	1:45 PM	TR	BIO 535 213	Survey of Fishes, Amphibians and Re	LEC	3	3				
1:25 PM	2:15 PM	MWF	HIST 361 001	History of Classical Greece and Rom	LEC	3	38	3	38	114	81%
2:30 PM	3:20 PM	MTWF	MATH 124 008	College Algebra	LEC	4	38	4	38	152	81%
3:35 PM	4:25 PM	MTWF	MATH 124 009	College Algebra	LEC	4	22	4	22	88	47%
4:40 PM	5:30 PM	MWF	MATH 120 011	Mathematics and Liberal Arts	LEC	3	40	3	40	120	85%
6:00 PM	9:00 PM	W	FILM 221 101	Screening For Film 211	LAB	3	20	3	20	60	43%

NOTE: Concurrent sessions are counted as one section; WRH = Weekly Room Hours; WSCH = Weekly Student Contact Hours

UNIVERSITY OF NORTHERN COLORADO

Scheduled Utilization

ROSS HALL • ROSS 3275

Room Use Code: Classroom

Department: Classroom Capacity: 32
 Average Assignable Assignable Sq. Ft.
 Enrollment: 20 Square Feet: 657 Per Station: 21
 Weekly Student Weekly
 Contact Hours: 787 Room Hours: 39 Hours in Use Student
 Station Occupancy: 64%

	MON	TUE	WED	THU	FRI
7:00 AM					
8:00 AM					
9:00 AM					
10:00 AM					
11:00 AM					
12:00 PM					
1:00 PM					
2:00 PM					
3:00 PM					
4:00 PM					
5:00 PM					
6:00 PM					
7:00 PM					
8:00 PM					
9:00 PM					
10:00 PM					

					COURSE			SECTION			
Start Time	End Time	Days	Course		TYPE	WRH	Enroll-ment	WRH	Enroll-ment	WSCH	Student Station Occupancy %
8:00 AM	8:50 AM	MWF	ENG 123 002	College Research Paper	LEC	3	24	3	24	72	75%
9:05 AM	9:55 AM	MWF	SCI 291 009	Scientific Writing	LEC	3	25	3	25	75	78%
10:10 AM	11:00 AM	MWF	SCI 291 010	Scientific Writing	LEC	3	25	3	25	75	78%
10:10 AM	11:40 AM	R	BIO 594 010	Foundations of Biological Research	LEC	2	17	2	17	26	53%
11:15 AM	12:05 PM	MWF	ENG 375 001	Literature and the Environment	LEC	3	11	3	23	69	72%
11:15 AM	12:05 PM	MWF	ENST 375 001	Literature and the Environment	LEC	3	12				
12:20 PM	1:10 PM	W	BIO 112 312	Principles of Biology Applications	LEC	1	20	1	20	20	63%
12:30 PM	1:45 PM	TR	MATH 525 006	Linear Algebra I	LEC	3	7	3	7	21	22%
1:25 PM	2:15 PM	MWF	ENG 122 037	College Composition	LEC	3	23	3	23	69	72%
2:00 PM	3:15 PM	TR	ENG 122 104	College Composition	LEC	3	25	3	25	75	78%
3:30 PM	4:45 PM	TR	ENG 403 001	Techniques of the Novel	SEM	3	24	3	24	72	75%
5:00 PM	6:15 PM	MW	ENG 122 057	College Composition	LEC	3	23	3	23	69	72%
5:00 PM	6:15 PM	TR	ENG 122 056	College Composition	LEC	3	22	3	22	66	69%
6:30 PM	7:45 PM	MW	SCED 441 018	Methods of Teaching Secondary Sch	LEC	3	10	3	20	60	63%
6:30 PM	7:45 PM	MW	SCED 541 018	Secondary Science Methods II	LEC	3	10				
7:00 PM	10:00 PM	R	HIST 522 001	Seminar in Southwest History	SEM	3	6	3	6	18	19%

NOTE: Concurrent sessions are counted as one section; WRH = Weekly Room Hours; WSCH = Weekly Student Contact Hours

UNIVERSITY OF NORTHERN COLORADO

Scheduled Utilization

SKINNER MUSIC LIBRARY • SKNR 139

Room Use Code: Classroom

Department: Classroom	Capacity: 28
Average Enrollment: 22	Assignable Square Feet: 813
Weekly Student Contact Hours: 336	Assignable Sq. Ft. Per Station: 29
	Hours in Use Student Station Occupancy: 80%
Weekly Room Hours: 15	

	MON	TUE	WED	THU	FRI
7:00 AM					
8:00 AM					
9:00 AM					
10:00 AM					
11:00 AM					
12:00 PM					
1:00 PM					
2:00 PM					
3:00 PM					
4:00 PM					
5:00 PM					
6:00 PM					
7:00 PM					
8:00 PM					
9:00 PM					
10:00 PM					

					COURSE			SECTION			
Start Time	End Time	Days	Course		TYPE	WRH	Enroll-ment	WRH	Enroll-ment	WSCH	Student Station Occupancy %
8:00 AM	9:15 AM	TR	MUS 700 002	Introduction to Doctoral Research	LEC	3	11	3	11	33	39%
9:05 AM	9:55 AM	MWF	PVA 310 003	The Arts in Contemporary Society	LEC	3	25	3	25	75	89%
9:30 AM	10:45 AM	TR	PVA 310 024	The Arts in Contemporary Society	LEC	3	26	3	26	78	93%
10:10 AM	11:00 AM	MWF	PVA 310 004	The Arts in Contemporary Society	LEC	3	25	3	25	75	89%
12:20 PM	1:10 PM	MWF	PVA 310 006	The Arts in Contemporary Society	LEC	3	25	3	25	75	89%

NOTE: Concurrent sessions are counted as one section; WRH = Weekly Room Hours; WSCH = Weekly Student Contact Hours

Space Use Detail

Space Use Codes	Description	Space Use Codes	Description
100 Classroom Facilities		700 Support Facilities	
110	Classroom	710	Central Computer or Telecommunications
115	Classroom Service	715	Central Computer or Telecommunications Service
200 Laboratory Facilities		720	Shop
210	Class Laboratory	725	Shop Service
215	Class Laboratory Service	730	Central Storage
220	Open Laboratory	735	Central Storage Service
225	Open Laboratory Service	740	Vehicle Storage
250	Research/Nonclass Laboratory	745	Vehicle Storage Service
255	Research/Nonclass Laboratory Service	750	Central Service
300 Office Facilities		755	Central Service Support
310	Private Office	760	Hazardous Materials Storage
312	Open Office	770	Hazardous Waste Storage
313	Reception Area with Workstation	775	Hazardous Waste Service
315	Office Service	780	Unit Storage
350	Conference Room	800 Health Care Facilities	
355	Conference Room Service	810	Patient Bedroom
400 Study Facilities		815	Patient Bedroom Service
410	Study Room	820	Patient Bath
420	Stack	830	Nurse Station
430	Open-Stack Study Room	835	Nurse Station Service
440	Processing Room	840	Surgery
455	Study Services	845	Surgery Service
500 Special Use Facilities		850	Treatment/Examination Clinic
510	Armory	855	Treatment/Examination Clinic Service
515	Armory Service	860	Diagnostic Laboratory
520	Athletic or Physical Education	865	Diagnostic Laboratory Support
523	Athletic Facilities Spectator Seating	870	Central Supplies
525	Athletic or Physical Education Service	880	Public Waiting
530	Media Production	890	Staff On-Call Facility
535	Media Production Service	895	Staff On-Call Facility Service
540	Clinic	900 Residential Facilities	
545	Clinic Service	910	Sleep/Study Without Toilet or Bath
550	Demonstration	919	Toilet or Bath
555	Demonstration Service	920	Sleep/Study With Toilet or Bath
560	Field Building	935	Sleep/Study Service
570	Animal Facilities	950	Apartment
575	Animal Facilities Service	955	Apartment Service
580	Greenhouse	970	House
585	Greenhouse Service	000 Unclassified Facilities	
590	Other (All Purpose)	010	Custodial
600 General Use Facilities		020	Circulation
610	Assembly	030	Mechanical
615	Assembly Service	035	Toilet and Restroom
620	Exhibition	040	Structural Area
625	Exhibition Service	050	Inactive Area
630	Food Facility	060	Alteration or Conversion Area
635	Food Facility Service	070	Unfinished Area
640	Day Care		
645	Day Care Service		
650	Lounge		
655	Lounge Service		
670	Recreation		
675	Recreation Service		
680	Meeting Room		
685	Meeting Room Service		

Teaching Laboratory Utilization by Room

UNIVERSITY OF NORTHERN COLORADO

Scheduled Utilization

ARTS ANNEX • ARTS 0017

Room Use Code: Teaching Lab

Department: Art & Design	Capacity: 24
Average Enrollment: 18	Assignable Square Feet: 902
Weekly Student Contact Hours: 108	Assignable Sq. Ft. Per Station: 38
Weekly Room Hours: 6.0	Hours in Use Student Station Occupancy: 75%

	MON	TUE	WED	THU	FRI
7:00 AM					
8:00 AM					
9:00 AM					
10:00 AM					
11:00 AM					
12:00 PM					
1:00 PM					
2:00 PM					
3:00 PM					
4:00 PM					
5:00 PM					
6:00 PM					
7:00 PM					
8:00 PM					
9:00 PM					
10:00 PM					

Graph represents most popular start times and each block does not represent the same amount of time.

Start Time	End Time	Days	Course	COURSE			SECTION			
				TYPE	WRH	Enroll-ment	WRH	Enroll-ment	WSCH	Student Station Occupancy %
11:00 AM	1:30 PM	TR	ART 265 005 Jewelry	STO	6.00	16	6.00	18	108	75%
11:00 AM	1:30 PM	TR	ART 465 005 Advanced Jewelry	STO	6.00	2				


NOTE: Concurrent sessions are counted as one section; WRH = Weekly Room Hours; WSCH = Weekly Student Contact Hours

Scheduled Utilization

ARTS ANNEX • ARTS 0103

Room Use Code: Teaching Lab

Department:	Art & Design	Capacity:	36
Average Enrollment:	16	Assignable Square Feet:	1,166
Weekly Student Contact Hours:	282	Weekly Room Hours:	18.0
		Assignable Sq. Ft. Per Station:	32
		Hours in Use Student Station Occupancy:	44%



Graph represents most popular start times and each block does not represent the same amount of time.

Start Time	End Time	Days	Course	COURSE			SECTION			
				TYPE	WRH	Enroll-ment	WRH	Enroll-ment	WSCH	Student Station Occupancy %
9:30 AM	12:00 PM	TR	ART 261 003 Sculpture I	STO	6.00	16	6.00	16	96	44%
10:10 AM	11:50 AM	MWF	ART 183 024 Art I	STO	6.00	17	6.00	17	102	47%
2:00 PM	4:30 PM	TR	ART 261 007 Sculpture I	STO	6.00	12	6.00	14	84	39%
2:00 PM	4:30 PM	TR	ART 361 007 Sculpture II	STO	6.00	2				

NOTE: Concurrent sessions are counted as one section; WRH = Weekly Room Hours; WSCH = Weekly Student Contact Hours

Scheduled Utilization

ARTS ANNEX • ARTS 0119

Room Use Code: Teaching Lab

Department: Art & Design		Capacity: 36	
Average Enrollment: 16	Assignable Square Feet: 2,591	Assignable Sq. Ft. Per Station: 72	
Weekly Student Contact Hours: 154	Weekly Room Hours: 12.0	Hours in Use Student Station Occupancy: 36%	

	MON	TUE	WED	THU	FRI
7:00 AM					
8:00 AM					
9:00 AM					
10:00 AM					
11:00 AM					
12:00 PM					
1:00 PM					
2:00 PM					
3:00 PM					
4:00 PM					
5:00 PM					
6:00 PM					
7:00 PM					
8:00 PM					
9:00 PM					
10:00 PM					

Graph represents most popular start times and each block does not represent the same amount of time.

Start Time	End Time	Days	Course	COURSE			SECTION				
				TYPE	WRH	Enroll-ment	WRH	Enroll-ment	WSCH	Student Station	Occupancy %
9:30 AM	12:00 PM	TR	ART 212 004	Wheel Throwing	lab	6.00	9	6.00	14	84	39%
9:30 AM	12:00 PM	TR	ART 312 004	Wheel Throwing	lab	6.00	4				
9:30 AM	12:00 PM	TR	ART 512 004	Wheel Throwing	lab	6.00	1				
10:10 AM	11:15 AM	MWF	ART 211 003	Ceramic Design	lab	3.30	14	6.00	18	70	33%
10:10 AM	11:50 AM	MWF	ART 311 003	Ceramic Design II	lab	6.00	4				

NOTE: Concurrent sessions are counted as one section; WRH = Weekly Room Hours; WSCH = Weekly Student Contact Hours

Scheduled Utilization

ARTS ANNEX • ARTS 0132

Room Use Code: Teaching Lab

Department: Art & Design	Capacity: 20
Average Enrollment: 14	Assignables: 33
Weekly Student Contact Hours: 342	Hours in Use Student Station Occupancy: 71%
Assignables: 662	Room Hours: 24.0

	MON	TUE	WED	THU	FRI
7:00 AM					
8:00 AM					
9:00 AM					
10:00 AM					
11:00 AM					
12:00 PM					
1:00 PM					
2:00 PM					
3:00 PM					
4:00 PM					
5:00 PM					
6:00 PM					
7:00 PM					
8:00 PM					
9:00 PM					
10:00 PM					

Graph represents most popular start times and each block does not represent the same amount of time.

Start Time	End Time	Days	Course	COURSE			SECTION			
				TYPE	WRH	Enrollment	WRH	Enrollment	WSCH	Student Station Occupancy %
9:05 AM	10:45 AM	MWF	ART 271 002 Basic Photography	STO	6.00	15	6.00	15	90	75%
1:25 PM	3:55 PM	MW	ART 373 006	STO	6.00	15	6.00	15	90	75%
2:00 PM	4:30 PM	TR	ART 476 003 Advanced Black and White Photogra	STO	6.00	8	6.00	8	48	40%
5:00 PM	7:30 PM	TR	ART 271 009 Basic Photography	STO	6.00	19	6.00	19	114	95%

NOTE: Concurrent sessions are counted as one section; WRH = Weekly Room Hours; WSCH = Weekly Student Contact Hours

UNIVERSITY OF NORTHERN COLORADO

Scheduled Utilization

CANDELARIA HALL • CAND 1140*Room Use Code: Teaching Lab*

Department: JMC		Capacity: 25
Average Enrollment: 17	Assignable Square Feet: 756	Assignable Sq. Ft. Per Station: 30
Weekly Student Contact Hours: 405	Weekly Room Hours: 24.0	Hours in Use Student Station Occupancy: 68%

	MON	TUE	WED	THU	FRI
7:00 AM					
8:00 AM					
9:00 AM					
10:00 AM					
11:00 AM					
12:00 PM					
1:00 PM					
2:00 PM					
3:00 PM					
4:00 PM					
5:00 PM					
6:00 PM					
7:00 PM					
8:00 PM					
9:00 PM					
10:00 PM					

Graph represents most popular start times and each block does not represent the same amount of time.

					COURSE			SECTION			
Start Time	End Time	Days	Course		TYPE	WRH	Enrollment	WRH	Enrollment	WSCH	Student Station Occupancy %
9:30 AM	10:45 AM	TR	JMC 210 001	Newsriting	LEC	3.00	20	3.00	20	60	80%
11:00 AM	12:15 PM	TR	JMC 408 002	Special Topics	LEC	3.00	19	3.00	19	57	76%
12:30 PM	1:45 PM	TR	JMC 350 001	News Editing and Layout	LEC	3.00	21	3.00	21	63	84%
2:00 PM	3:15 PM	TR	JMC 408 003	Special Topics	LEC	3.00	15	3.00	15	45	60%
3:30 PM	4:45 PM	TR	JMC 210 003	Newsriting	LEC	3.00	20	3.00	20	60	80%
3:35 PM	4:50 PM	MW	JMC 340 001	Broadcast Newsriting	LEC	3.00	17	3.00	17	51	68%
5:00 PM	7:45 PM	M	JMC 385 001	Media Planning and Research	LEC	3.00	16	3.00	16	48	64%
6:00 PM	8:45 PM	T	JMC 352 001	Reporting Contemporary Issues	LEC	3.00	7	3.00	7	21	28%

NOTE: Concurrent sessions are counted as one section; WRH = Weekly Room Hours; WSCH = Weekly Student Contact Hours

Scheduled Utilization

CANDELARIA HALL • CAND 2035

Room Use Code: Teaching Lab

Department:	Center for International Education	Capacity:	22
Average Enrollment:	11	Assignable Square Feet:	598
Weekly Student Contact Hours:	326	Weekly Room Hours:	29.0
		Hours in Use Student Station Occupancy:	51%

	MON	TUE	WED	THU	FRI
7:00 AM					
8:00 AM					
9:00 AM					
10:00 AM					
11:00 AM					
12:00 PM					
1:00 PM					
2:00 PM					
3:00 PM					
4:00 PM					
5:00 PM					
6:00 PM					
7:00 PM					
8:00 PM					
9:00 PM					
10:00 PM					

Graph represents most popular start times and each block does not represent the same amount of time.

					COURSE			SECTION			
Start Time	End Time	Days	Course		TYPE	WRH	Enroll-ment	WRH	Enroll-ment	WSCH	Student Station Occupancy %
8:00 AM	8:50 AM	MTWR	CIE 066 701	Low-Advanced Speaking/Listening	LEC	2.00	7	2.00	7	14	32%
8:00 AM	8:50 AM	MTWR	CIE 066 700	Low-Advanced Speaking/Listening	LEC	2.00	11	2.00	11	22	50%
9:05 AM	9:55 AM	MTWR	CIE 087 701	Grad Research Writing	LEC	2.00	13	2.00	13	26	59%
9:05 AM	9:55 AM	MTWR	CIE 067 700	Low-Advanced Writing	LEC	2.00	13	2.00	13	26	59%
10:10 AM	11:00 AM	MWF	ECON 452 001	Econometrics	LEC	3.00	17	3.00	17	51	77%
11:15 AM	12:05 PM	MTWR	CIE 048 701	Low-Intermediate Grammar	LEC	2.00	5	2.00	5	10	23%
11:15 AM	12:05 PM	MTWR	CIE 048 700	Low-Intermediate Grammar	LEC	2.00	8	2.00	8	16	36%
12:20 PM	1:10 PM	MWF	LANG 301 001	China and the Chinese	LEC	3.00	16	3.00	16	48	73%
1:25 PM	2:15 PM	MW	CIE 045 700	Computer Skills	LEC	1.00	10	1.00	10	10	45%
1:25 PM	2:15 PM	MW	CIE 055 700	Academic Vocabulary	LEC	1.00	13	1.00	13	13	59%
3:30 PM	6:15 PM	T	JMC 481 001	Public Relations Techniques	LEC	3.00	14	3.00	14	42	64%
3:35 PM	6:20 PM	R	SOC 539 001	Seminar in Clinical Sociology	SEM	3.00	6	3.00	6	18	27%
6:45 PM	9:30 PM	M	SOC 552 001	Applied Social Theory	SEM	3.00	10	3.00	10	30	45%

NOTE: Concurrent sessions are counted as one section; WRH = Weekly Room Hours; WSCH = Weekly Student Contact Hours

UNIVERSITY OF NORTHERN COLORADO

Scheduled Utilization

CANDELARIA HALL • CAND 2110

Room Use Code: Teaching Lab

Department: Geography, Department of	Capacity: 24
Average Enrollment: 19	Assignable Sq. Ft. Per Station: 47
Weekly Student Contact Hours: 174	Weekly Room Hours: 9.0
	Hours in Use Student Station Occupancy: 81%

	MON	TUE	WED	THU	FRI
7:00 AM					
8:00 AM					
9:00 AM					
10:00 AM					
11:00 AM					
12:00 PM					
1:00 PM					
2:00 PM					
3:00 PM					
4:00 PM					
5:00 PM					
6:00 PM					
7:00 PM					
8:00 PM					
9:00 PM					
10:00 PM					

Graph represents most popular start times and each block does not represent the same amount of time.

Start Time	End Time	Days	Course	COURSE			SECTION			
				TYPE	WRH	Enroll-ment	WRH	Enroll-ment	WSCH	Student Station Occupancy %
9:30 AM	10:45 AM	TR	GEOG 210 001 Introduction to GIS an GPS	LEC	3.00	24	3.00	24	72	100%
2:00 PM	3:15 PM	TR	GEOG 307 001 Geographic Information Science	LEC	3.00	17	3.00	17	51	71%
2:30 PM	3:45 PM	MW	GEOG 495 001 Senior Seminar	SEM	3.00	17	3.00	17	51	71%

NOTE: Concurrent sessions are counted as one section; WRH = Weekly Room Hours; WSCH = Weekly Student Contact Hours

UNIVERSITY OF NORTHERN COLORADO

Scheduled Utilization

CANDELARIA HALL • CAND 2260

Room Use Code: Teaching Lab

Department: Communication, School of	Capacity: 25
Average Enrollment: 18	Assignable Square Feet: 407
Weekly Student Contact Hours: 289	Assignable Sq. Ft. Per Station: 16
	Hours in Use Student Station Occupancy: 72%
Weekly Room Hours: 16.0	

	MON	TUE	WED	THU	FRI
7:00 AM					
8:00 AM					
9:00 AM					
10:00 AM					
11:00 AM					
12:00 PM					
1:00 PM					
2:00 PM					
3:00 PM					
4:00 PM					
5:00 PM					
6:00 PM					
7:00 PM					
8:00 PM					
9:00 PM					
10:00 PM					

Graph represents most popular start times and each block does not represent the same amount of time.

Start Time	End Time	Days	Course	COURSE			SECTION			
				TYPE	WRH	Enrollment	WRH	Enrollment	WSCH	Student Station Occupancy %
9:05 AM	9:55 AM	MW	COMM 101 102 Speaking Evaluation	REC	2.00	15	2.00	15	30	60%
10:10 AM	11:00 AM	MW	COMM 101 104 Speaking Evaluation	REC	2.00	20	2.00	20	40	80%
11:15 AM	12:05 PM	MW	COMM 101 106 Speaking Evaluation	REC	2.00	21	2.00	21	42	84%
12:20 PM	1:10 PM	MW	COMM 101 108 Speaking Evaluation	REC	2.00	19	2.00	19	38	76%
2:30 PM	3:20 PM	MW	COMM 101 113 Speaking Evaluation	REC	2.00	17	2.00	17	34	68%
3:35 PM	6:35 PM	M	SOC 302 002 Variable Topics in Sociology	LEC	3.00	12	3.00	15	45	60%
3:35 PM	6:35 PM	M	WS 395 001 Topics in Women's Studies	LEC	3.00	3				
3:35 PM	6:35 PM	W	SOC 395 001 Topics in Sociology	LEC	3.00	11	3.00	20	60	80%
3:35 PM	6:35 PM	W	WS 448 001 Women's Studies Seminar	SEM	3.00	9				

NOTE: Concurrent sessions are counted as one section; WRH = Weekly Room Hours; WSCH = Weekly Student Contact Hours

UNIVERSITY OF NORTHERN COLORADO

Scheduled Utilization

CANDELARIA HALL • CAND 2280

Room Use Code: Teaching Lab

Department: Communication, School of	Capacity: 25
Average Enrollment: 18	Assignable Square Feet: 409
Weekly Student Contact Hours: 246	Assignable Sq. Ft. Per Station: 16
Weekly Room Hours: 14.0	Hours in Use Student Station Occupancy: 70%

	MON	TUE	WED	THU	FRI
7:00 AM					
8:00 AM					
9:00 AM					
10:00 AM					
11:00 AM					
12:00 PM					
1:00 PM					
2:00 PM					
3:00 PM					
4:00 PM					
5:00 PM					
6:00 PM					
7:00 PM					
8:00 PM					
9:00 PM					
10:00 PM					

Graph represents most popular start times and each block does not represent the same amount of time.

Start Time	End Time	Days	Course	COURSE			SECTION			
				TYPE	WRH	Enroll-ment	WRH	Enroll-ment	WSCH	Student Station Occupancy %
9:05 AM	9:55 AM	MW	COMM 101 103 Speaking Evaluation	REC	2.00	20	2.00	20	40	80%
10:10 AM	11:00 AM	MW	COMM 101 105 Speaking Evaluation	REC	2.00	14	2.00	14	28	56%
11:15 AM	12:05 PM	MW	COMM 101 107 Speaking Evaluation	REC	2.00	16	2.00	16	32	64%
12:20 PM	1:10 PM	MW	COMM 101 109 Speaking Evaluation	REC	2.00	18	2.00	18	36	72%
12:30 PM	1:20 PM	TR	COMM 101 110 Speaking Evaluation	REC	2.00	19	2.00	19	38	76%
2:00 PM	2:50 PM	TR	COMM 101 112 Speaking Evaluation	REC	2.00	16	2.00	16	32	64%
3:30 PM	4:20 PM	TR	COMM 101 114 Speaking Evaluation	REC	2.00	20	2.00	20	40	80%

NOTE: Concurrent sessions are counted as one section; WRH = Weekly Room Hours; WSCH = Weekly Student Contact Hours

Scheduled Utilization

CRABBE HALL • CRAB 102

Room Use Code: Teaching Lab

Department: Art & Design	Capacity: 24
Average Enrollment: 18	Assignnable Square Feet: 1,594
Weekly Student Contact Hours: 210	Assignnable Sq. Ft. Per Station: 66
	Hours in Use Student Station Occupancy: 73%
Weekly Room Hours: 12.0	

	MON	TUE	WED	THU	FRI
7:00 AM					
8:00 AM					
9:00 AM					
10:00 AM					
11:00 AM					
12:00 PM					
1:00 PM					
2:00 PM					
3:00 PM					
4:00 PM					
5:00 PM					
6:00 PM					
7:00 PM					
8:00 PM					
9:00 PM					
10:00 PM					

Graph represents most popular start times and each block does not represent the same amount of time.

					COURSE			SECTION			
Start Time	End Time	Days	Course		TYPE	WRH	Enroll-ment	WRH	Enroll-ment	WSCH	Student Station Occupancy %
1:25 PM	3:05 PM	MWF	ART 253 006	Intaglio Printmaking I	STO	6.00	13	6.00	17	102	71%
1:25 PM	3:05 PM	MWF	ART 353 006	Intaglio Printmaking II	STO	6.00	4				
5:30 PM	8:00 PM	TR	ART 254 011	Relief Printmaking I	STO	6.00	13	6.00	18	108	75%
5:30 PM	8:00 PM	TR	ART 358 011	Relief Printmaking II	STO	6.00	5				

NOTE: Concurrent sessions are counted as one section; WRH = Weekly Room Hours; WSCH = Weekly Student Contact Hours

UNIVERSITY OF NORTHERN COLORADO

Scheduled Utilization

CRABBE HALL • CRAB 202*Room Use Code: Teaching Lab*

Department: Art & Design	Capacity: 50
Average Enrollment: 19	Assignable Square Feet: 1,530
Weekly Student Contact Hours: 318	Assignable Sq. Ft. Per Station: 31
Weekly Room Hours: 16.6	Hours in Use Student Station Occupancy: 38%

	MON	TUE	WED	THU	FRI
7:00 AM					
8:00 AM					
9:00 AM					
10:00 AM					
11:00 AM					
12:00 PM					
1:00 PM					
2:00 PM					
3:00 PM					
4:00 PM					
5:00 PM					
6:00 PM					
7:00 PM					
8:00 PM					
9:00 PM					
10:00 PM					

Graph represents most popular start times and each block does not represent the same amount of time.

Start Time	End Time	Days	Course	COURSE			SECTION			
				TYPE	WRH	Enrollment	WRH	Enrollment	WSCH	Student Station Occupancy %
8:00 AM	10:00 AM	F	ART 444 002	Methods of Teaching Art in the Eleme	LEC	1.00	20	1.00	20	40%
8:00 AM	5:00 PM	S	ART 444 004	Methods of Teaching Art in the Eleme	LEC	.60	20	.60	20	40%
11:30 AM	1:30 PM	F	ART 444 005	Methods of Teaching Art in the Eleme	LEC	1.00	19	1.00	19	38%
2:00 PM	4:30 PM	TR	ART 183 008	Art I	STO	6.00	19	6.00	19	38%
4:30 PM	6:10 PM	MWF	ART 121 010	Intro to Art & Design Studies	STO	6.00	19	6.00	19	38%
4:35 PM	6:35 PM	T	ART 444 006	Methods of Teaching Art in the Eleme	LEC	1.00	20	1.00	20	40%
4:35 PM	6:35 PM	T	ART 444 007	Methods of Teaching Art in the Eleme	LEC	1.00	19	1.00	19	38%

NOTE: Concurrent sessions are counted as one section; WRH = Weekly Room Hours; WSCH = Weekly Student Contact Hours

Scheduled Utilization

CRABBE HALL • CRAB 206

Room Use Code: Teaching Lab

Department: Art & Design		Capacity: 40
Average Enrollment: 20	Assignable Square Feet: 1,597	Assignable Sq. Ft. Per Station: 40
Weekly Student Contact Hours: 120	Weekly Room Hours: 6.0	Hours in Use Student Station Occupancy: 50%

	MON	TUE	WED	THU	FRI
7:00 AM					
8:00 AM					
9:00 AM					
10:00 AM					
11:00 AM					
12:00 PM					
1:00 PM					
2:00 PM					
3:00 PM					
4:00 PM					
5:00 PM					
6:00 PM					
7:00 PM					
8:00 PM					
9:00 PM					
10:00 PM					

Graph represents most popular start times and each block does not represent the same amount of time.

Start Time	End Time	Days	Course	COURSE			SECTION				
				TYPE	WRH	Enroll-ment	WRH	Enroll-ment	WSCH	Student Station Occupancy %	
11:00 AM	1:30 PM	TR	ART 221 006	Fiber Design I	STO	6.00	16	6.00	20	120	50%
11:00 AM	1:30 PM	TR	ART 321 006	Fiber Design II	STO	6.00	3				
11:00 AM	1:30 PM	TR	ART 421 006	Fiber Design	STO	6.00	1				

NOTE: Concurrent sessions are counted as one section; WRH = Weekly Room Hours; WSCH = Weekly Student Contact Hours

UNIVERSITY OF NORTHERN COLORADO

Scheduled Utilization

CRABBE HALL • CRAB 301*Room Use Code: Teaching Lab***Department:** Dance**Capacity:** 25**Average Enrollment:** 16**Assignable Square Feet:** 1,580**Assignable Sq. Ft. Per Station:** 63**Weekly Student Contact Hours:** 476**Weekly Room Hours:** 30.0**Hours in Use Student Station Occupancy:** 63%

	MON	TUE	WED	THU	FRI
7:00 AM					
8:00 AM					
9:00 AM					
10:00 AM					
11:00 AM					
12:00 PM					
1:00 PM					
2:00 PM					
3:00 PM					
4:00 PM					
5:00 PM					
6:00 PM					
7:00 PM					
8:00 PM					
9:00 PM					
10:00 PM					

Graph represents most popular start times and each block does not represent the same amount of time.

Start Time	End Time	Days	Course	COURSE			SECTION			
				TYPE	WRH	Enrollment	WRH	Enrollment	WSCH	Student Station Occupancy %
8:00 AM	8:50 AM	MWF	DNCE 175 002 Tap Dance I	LAB	3.00	23	3.00	23	69	92%
8:00 AM	9:15 AM	TR	DNCE 166 002 Ballet I	LAB	3.00	20	3.00	20	60	80%
9:05 AM	11:00 AM	MW	DNCE 182 002 Modern Dance II	LAB	4.00	5	4.00	5	20	20%
9:30 AM	10:45 AM	TR	MT 370 006 Musical Theatre Dance	LEC	3.00	14	3.00	14	42	56%
11:00 AM	12:15 PM	TR	DNCE 171 004 Modern Dance I	LAB	3.00	20	3.00	20	60	80%
11:15 AM	12:55 PM	MW	DNCE 181 008 Jazz Dance II	LAB	4.00	8	4.00	8	32	32%
12:30 PM	1:45 PM	TR	DNCE 170 005 Jazz Dance I	LAB	3.00	20	3.00	20	60	80%
2:00 PM	3:40 PM	TR	DNCE 180 004 Ballet II	LAB	4.00	22	4.00	22	88	88%
3:45 PM	5:00 PM	TR	DNCE 166 009 Ballet I	LAB	3.00	15	3.00	15	45	60%

NOTE: Concurrent sessions are counted as one section; WRH = Weekly Room Hours; WSCH = Weekly Student Contact Hours

Scheduled Utilization

CRABBE HALL • CRAB 304

Room Use Code: Teaching Lab

Department: Dance	Capacity: 49
Average Enrollment: 16	Assignable Square Feet: 729
Weekly Student Contact Hours: 93	Assignable Sq. Ft. Per Station: 15
	Hours in Use Student Station Occupancy: 32%
Weekly Room Hours: 6.0	

	MON	TUE	WED	THU	FRI
7:00 AM					
8:00 AM					
9:00 AM					
10:00 AM					
11:00 AM					
12:00 PM					
1:00 PM					
2:00 PM					
3:00 PM					
4:00 PM					
5:00 PM					
6:00 PM					
7:00 PM					
8:00 PM					
9:00 PM					
10:00 PM					

Graph represents most popular start times and each block does not represent the same amount of time.

Start Time	End Time	Days	Course		COURSE			SECTION			
					TYPE	WRH	Enroll-ment	WRH	Enroll-ment	WSCH	Student Station Occupancy %
9:05 AM	9:55 AM	MWF	THEA 340 005	Workshop in Directing I	LEC	3.00	10	3.00	10	30	20%
1:30 PM	2:45 PM	MW	THEA 255 003	Creative Drama	LEC	3.00	21	3.00	21	63	43%

NOTE: Concurrent sessions are counted as one section; WRH = Weekly Room Hours; WSCH = Weekly Student Contact Hours

Scheduled Utilization

CRABBE HALL • CRAB 305

Room Use Code: Teaching Lab

Department: Dance	Capacity: 55
Average Enrollment: 10	Assignable Square Feet: 831
Weekly Student Contact Hours: 30	Assignable Sq. Ft. Per Station: 15
	Hours in Use Student Station Occupancy: 18%
	Weekly Room Hours: 3.0

	MON	TUE	WED	THU	FRI
7:00 AM					
8:00 AM					
9:00 AM					
10:00 AM					
11:00 AM					
12:00 PM					
1:00 PM					
2:00 PM					
3:00 PM					
4:00 PM					
5:00 PM					
6:00 PM					
7:00 PM					
8:00 PM					
9:00 PM					
10:00 PM					

Graph represents most popular start times and each block does not represent the same amount of time.

				COURSE			SECTION				
Start Time	End Time	Days	Course	TYPE	WRH	Enroll-ment	Enroll-ment	WRH	WSCH	Student Station	Occupancy %
1:25 PM	2:40 PM	MW	DNCE 397 006 Choreography and Improvisation II	LEC	3.00	10	3.00	10	30	18%	

NOTE: Concurrent sessions are counted as one section; WRH = Weekly Room Hours; WSCH = Weekly Student Contact Hours

UNIVERSITY OF NORTHERN COLORADO

Scheduled Utilization

FRASIER HALL • FRAS 005

Room Use Code: Teaching Lab

Department: Theatre	Capacity: 28
Average Enrollment: 16	Assignable Square Feet: 773
Weekly Student Contact Hours: 264	Assignable Sq. Ft. Per Station: 28
	Hours in Use Student Station Occupancy: 55%
Weekly Room Hours: 17.0	

	MON	TUE	WED	THU	FRI
7:00 AM					
8:00 AM					
9:00 AM					
10:00 AM					
11:00 AM					
12:00 PM					
1:00 PM					
2:00 PM					
3:00 PM					
4:00 PM					
5:00 PM					
6:00 PM					
7:00 PM					
8:00 PM					
9:00 PM					
10:00 PM					

Graph represents most popular start times and each block does not represent the same amount of time.

					COURSE			SECTION			
Start Time	End Time	Days	Course		TYPE	WRH	Enroll-ment	WRH	Enroll-ment	WSCH	Student Station Occupancy %
11:15 AM	12:05 PM	MW	THEA 241 006	Seminar in Theatre Arts Management	SEM	2.00	16	2.00	16	32	57%
12:20 PM	1:10 PM	MWF	THEA 160 106	Beginning Acting	LAB	3.00	16	3.00	16	48	57%
12:20 PM	1:10 PM	TR	THEA 160 006	Beginning Acting	LEC	2.00	16	2.00	16	32	57%
1:25 PM	2:15 PM	MW	THEA 240 007	Beginning Stage Directing	LEC	2.00	20	2.00	20	40	71%
2:30 PM	3:20 PM	MWF	THEA 160 118	Beginning Acting	LAB	3.00	20	3.00	20	60	71%
2:30 PM	3:20 PM	TR	THEA 160 018	Beginning Acting	LEC	2.00	20	2.00	20	40	71%
5:00 PM	8:00 PM	M	THEA 440 011	Directing the One-Act Play	STO	3.00	4	3.00	4	12	14%

NOTE: Concurrent sessions are counted as one section; WRH = Weekly Room Hours; WSCH = Weekly Student Contact Hours

Scheduled Utilization

FRASIER HALL • FRAS 011

Room Use Code: Teaching Lab

Department: Theatre	Capacity: 20
Average Enrollment: 7	Assignable Square Feet: 1,225
Weekly Student Contact Hours: 42	Assignable Sq. Ft. Per Station: 61
	Hours in Use Student Station Occupancy: 35%
Weekly Room Hours: 6.0	

	MON	TUE	WED	THU	FRI
7:00 AM					
8:00 AM					
9:00 AM					
10:00 AM					
11:00 AM					
12:00 PM					
1:00 PM					
2:00 PM					
3:00 PM					
4:00 PM					
5:00 PM					
6:00 PM					
7:00 PM					
8:00 PM					
9:00 PM					
10:00 PM					

Graph represents most popular start times and each block does not represent the same amount of time.

				COURSE			SECTION			
Start Time	End Time	Days	Course	TYPE	WRH	Enroll-ment	WRH	Enroll-ment	WSCH	Student Station Occupancy %
9:30 AM	10:45 AM	TR	THEA 215 005 Scene Design I	LEC	3.00	4	3.00	4	12	20%
11:15 AM	12:05 PM	MWF	THEA 230 003 Lighting Design I	LEC	3.00	10	3.00	10	30	50%

NOTE: Concurrent sessions are counted as one section; WRH = Weekly Room Hours; WSCH = Weekly Student Contact Hours

UNIVERSITY OF NORTHERN COLORADO

Scheduled Utilization

FRASIER HALL • FRAS 063

Room Use Code: Teaching Lab

Department: Music

Capacity: 110

Average Enrollment: 14

Assignable Square Feet: 2,100

Assignable Sq. Ft. Per Station: 19

Weekly Student Contact Hours: 392

Weekly Room Hours: 29.0

Hours in Use Student Station Occupancy: 12%

	MON	TUE	WED	THU	FRI
7:00 AM					
8:00 AM					
9:00 AM					
10:00 AM					
11:00 AM					
12:00 PM					
1:00 PM					
2:00 PM					
3:00 PM					
4:00 PM					
5:00 PM					
6:00 PM					
7:00 PM					
8:00 PM					
9:00 PM					
10:00 PM					

Graph represents most popular start times and each block does not represent the same amount of time.

Start Time	End Time	Days	Course		COURSE			SECTION			
					TYPE	WRH	Enroll-ment	WRH	Enroll-ment	WSCH	Student Station Occupancy %
8:00 AM	8:50 AM	MTWR	MUS 364 002	Brass and Percussion Class	LAB	4.00	19	4.00	19	76	17%
9:00 AM	11:00 AM	F	MUS 221 074	Small Jazz Ensembles	STO	2.00	1	2.00	6	12	5%
9:00 AM	11:00 AM	F	MUS 421 074	Small Jazz Ensembles	STO	2.00	1				
9:00 AM	11:00 AM	F	MUS 621 074	Small Jazz Ensembles	STO	2.00	4				
9:05 AM	9:55 AM	MW	MUS 223 004	Jazz Improvisation I (2)	LEC	2.00	13	2.00	13	26	12%
9:30 AM	10:20 AM	TR	MUS 542 003	Jazz Pedagogy	LEC	2.00	10	2.00	10	20	9%
10:10 AM	11:00 AM	MW	MUS 346 002	Arranging	LEC	2.00	8	2.00	8	16	7%
11:00 AM	11:50 AM	R	MUS 342 005	Jazz Rhythm Section Workshop	LAB	1.00	7	1.00	13	13	12%
11:00 AM	11:50 AM	R	MUS 526 005	Jazz Rhythm Section Workshop	LEC	1.00	6				
11:15 AM	12:05 PM	MWF	MUS 225 025	Jazz Ensemble	STO	3.00	13	3.00	18	54	16%
11:15 AM	12:05 PM	MWF	MUS 425 025	Jazz Ensemble	STO	3.00	5				
12:20 PM	1:10 PM	MWF	MUS 230 026	Small Ensembles and Chamber Musi	STO	3.00	3	3.00	11	33	10%
12:20 PM	1:10 PM	MWF	MUS 430 026	Small Ensembles and Chamber Musi	STO	3.00	6				
12:20 PM	1:10 PM	MWF	MUS 630 026	Small Ensembles and Chamber Musi	STO	3.00	2				
1:25 PM	2:15 PM	MWF	MUS 225 004	Jazz Ensemble	STO	3.00	12	3.00	18	54	16%
1:25 PM	2:15 PM	MWF	MUS 425 004	Jazz Ensemble	STO	3.00	4				
1:25 PM	2:15 PM	MWF	MUS 625 004	Jazz Ensembles	STO	3.00	2				
2:00 PM	2:50 PM	TR	MUS 224 019	Vocal Jazz Ensembles	STO	2.00	4	2.00	11	22	10%
2:00 PM	2:50 PM	TR	MUS 424 019	Vocal Jazz Ensembles	STO	2.00	6				
2:00 PM	2:50 PM	TR	MUS 624 019	Vocal Jazz Ensembles	STO	2.00	1				
3:00 PM	4:15 PM	TR	MUS 224 008	Vocal Jazz Ensembles	STO	3.00	1	3.00	6	18	5%
3:00 PM	4:15 PM	TR	MUS 424 008	Vocal Jazz Ensembles	STO	3.00	2				
3:00 PM	4:15 PM	TR	MUS 624 008	Vocal Jazz Ensembles	STO	3.00	3				
3:30 PM	4:30 PM	M	MUS 264 075	Studio Performance Class: Brass or	STO	1.00	13	1.00	24	24	22%
3:30 PM	4:30 PM	M	MUS 464 075	Studio Performance Class: Brass or	STO	1.00	11				
4:40 PM	5:30 PM	M	MUS 230 011	Small Ensembles and Chamber Musi	STO	1.00	13	1.00	24	24	22%
4:40 PM	5:30 PM	M	MUS 430 011	Small Ensembles and Chamber Musi	STO	1.00	8				
4:40 PM	5:30 PM	M	MUS 630 011	Small Ensembles and Chamber Musi	STO	1.00	3				

UNIVERSITY OF NORTHERN COLORADO

Scheduled Utilization

FRASIER HALL • FRAS 083

Room Use Code: Teaching Lab

Department: Music

Capacity: 30

Average
Enrollment: 29Assignable
Square Feet: 1,278Assignable Sq. Ft.
Per Station: 43Weekly Student
Contact Hours: 114Weekly
Room Hours: 4.0Hours in Use Student
Station Occupancy: 95%

	MON	TUE	WED	THU	FRI
7:00 AM					
8:00 AM					
9:00 AM					
10:00 AM					
11:00 AM					
12:00 PM					
1:00 PM					
2:00 PM					
3:00 PM					
4:00 PM					
5:00 PM					
6:00 PM					
7:00 PM					
8:00 PM					
9:00 PM					
10:00 PM					

Graph represents most popular start times and each block does not represent the same amount of time.

Start Time	End Time	Days	Course		COURSE			SECTION			
					TYPE	WRH	Enroll-ment	WRH	Enroll-ment	WSCH	Student Station Occupancy %
10:10 AM	11:00 AM	MW	MUS 209 003	Introduction to MIDI and Music Softw	LEC	2.00	29	2.00	29	58	97%
11:15 AM	12:05 PM	MW	MUS 209 005	Introduction to MIDI and Music Softw	LEC	2.00	28	2.00	28	56	93%

NOTE: Concurrent sessions are counted as one section; WRH = Weekly Room Hours; WSCH = Weekly Student Contact Hours

UNIVERSITY OF NORTHERN COLORADO

Scheduled Utilization

FRASIER HALL • FRAS 085

Room Use Code: Teaching Lab

Department: Music	Capacity: 16
Average Enrollment: 11	Assignable Square Feet: 977
Weekly Student Contact Hours: 296	Assignable Sq. Ft. Per Station: 61
	Hours in Use Student Station Occupancy: 71%
Weekly Room Hours: 26.0	

	MON	TUE	WED	THU	FRI
7:00 AM					
8:00 AM					
9:00 AM					
10:00 AM					
11:00 AM					
12:00 PM					
1:00 PM					
2:00 PM					
3:00 PM					
4:00 PM					
5:00 PM					
6:00 PM					
7:00 PM					
8:00 PM					
9:00 PM					
10:00 PM					

Graph represents most popular start times and each block does not represent the same amount of time.

					COURSE			SECTION			
Start Time	End Time	Days	Course		TYPE	WRH	Enroll-ment	WRH	Enroll-ment	WSCH	Student Station Occupancy %
8:00 AM	8:50 AM	TR	MUS 260 002	Intermediate Class Piano I	LAB	2.00	13	2.00	13	26	81%
9:05 AM	9:55 AM	MW	MUS 160 003	Beginning Class Piano I	LAB	2.00	16	2.00	16	32	100%
9:30 AM	10:20 AM	TR	MUS 260 003	Intermediate Class Piano I	LAB	2.00	15	2.00	15	30	94%
10:10 AM	11:00 AM	MW	MUS 160 004	Beginning Class Piano I	LAB	2.00	13	2.00	13	26	81%
11:15 AM	12:05 PM	MW	MT 160 005	Class Piano for Musical Theatre	LEC	2.00	16	2.00	16	32	100%
11:15 AM	12:05 PM	TR	MUS 160 025	Beginning Class Piano I	LAB	2.00	16	2.00	16	32	100%
12:20 PM	1:10 PM	MW	MUS 160 006	Beginning Class Piano I	LAB	2.00	10	2.00	10	20	63%
12:30 PM	1:20 PM	TR	MUS 260 006	Intermediate Class Piano I	LAB	2.00	11	2.00	11	22	69%
1:25 PM	2:15 PM	MW	MUS 160 007	Beginning Class Piano I	LAB	2.00	2	2.00	2	4	13%
2:00 PM	2:50 PM	TR	MUS 260 008	Intermediate Class Piano I	LAB	2.00	8	2.00	8	16	50%
2:30 PM	3:20 PM	MW	MUS 160 008	Beginning Class Piano I	LAB	2.00	6	2.00	6	12	38%
3:35 PM	4:25 PM	MW	MUS 262 009	Class Jazz Piano	LAB	2.00	7	2.00	7	14	44%
3:55 PM	4:50 PM	TR	MT 160 029	Class Piano for Musical Theatre	LEC	2.00	15	2.00	15	30	94%

NOTE: Concurrent sessions are counted as one section; WRH = Weekly Room Hours; WSCH = Weekly Student Contact Hours

UNIVERSITY OF NORTHERN COLORADO

Scheduled Utilization

FRASIER HALL • FRAS 090

Room Use Code: Teaching Lab

Department: Music		Capacity: 161
Average Enrollment: 45	Assignable Square Feet: 2,417	Assignable Sq. Ft. Per Station: 15
Weekly Student Contact Hours: 2,065	Weekly Room Hours: 38.5	Hours in Use Student Station Occupancy: 33%

	MON	TUE	WED	THU	FRI
7:00 AM					
8:00 AM					
9:00 AM					
10:00 AM					
11:00 AM					
12:00 PM					
1:00 PM					
2:00 PM					
3:00 PM					
4:00 PM					
5:00 PM					
6:00 PM					
7:00 PM					
8:00 PM					
9:00 PM					
10:00 PM					

Graph represents most popular start times and each block does not represent the same amount of time.

Start Time	End Time	Days	Course		COURSE			SECTION			
					TYPE	WRH	Enroll-ment	WRH	Enroll-ment	WSCH	Student Station Occupancy %
8:00 AM	8:50 AM	MWF	MUS 243 003	History of Music I	LEC	3.00	81	3.00	81	243	50%
9:05 AM	9:55 AM	MWF	MUS 140 003	Introduction to Music	LEC	3.00	90	3.00	90	270	56%
9:30 AM	10:45 AM	TR	MUS 143 003	Musical Styles and Context	LEC	3.00	91	3.00	91	273	57%
10:10 AM	11:00 AM	MWF	MUS 140 004	Introduction to Music	LEC	3.00	105	3.00	105	315	65%
11:00 AM	12:15 PM	R	MUS 293 076	Studio Performance Class: Strings, H	STO	1.50	4	1.50	5	8	3%
11:00 AM	12:15 PM	R	MUS 493 076	Studio Performance Class: Strings, H	STO	1.50	1				
11:15 AM	12:05 PM	MWF	MUS 225 002	Jazz Ensemble	STO	3.00	5	3.00	18	54	11%
11:15 AM	12:05 PM	MWF	MUS 425 002	Jazz Ensemble	STO	3.00	3				
11:15 AM	12:05 PM	MWF	MUS 625 002	Jazz Ensembles	STO	3.00	10				
12:20 PM	1:10 PM	MWF	MUS 225 001	Jazz Ensemble	STO	3.00	3	3.00	18	54	11%
12:20 PM	1:10 PM	MWF	MUS 425 001	Jazz Ensemble	STO	3.00	8				
12:20 PM	1:10 PM	MWF	MUS 625 001	Jazz Ensembles	STO	3.00	7				
12:30 PM	1:20 PM	TR	MUS 585 005	Advanced Jazz Improvisation	LEC	2.00	5	2.00	5	10	3%
1:25 PM	2:15 PM	MWF	MUS 225 003	Jazz Ensemble	STO	3.00	9	3.00	19	57	12%
1:25 PM	2:15 PM	MWF	MUS 425 003	Jazz Ensemble	STO	3.00	8				
1:25 PM	2:15 PM	MWF	MUS 625 003	Jazz Ensembles	STO	3.00	2				
2:00 PM	3:15 PM	TR	MUS 150 009	History of Rock and Roll	LEC	3.00	72	3.00	72	216	45%
2:30 PM	4:20 PM	MWF	MUS 267 008	MUS 267 - 008	STO	6.00	31	6.00	77	462	48%
2:30 PM	4:20 PM	MWF	MUS 467 008	MUS 467 -008 University Symphony	STO	6.00	24				
2:30 PM	4:20 PM	MWF	MUS 667 008	MUS 667 - 008 University Symphony	STO	6.00	22				
4:40 PM	5:30 PM	M	MUS 264 076	Studio Performance Class: Brass or	STO	1.00	6	1.00	10	10	6%
4:40 PM	5:30 PM	M	MUS 464 076	Studio Performance Class: Brass or	STO	1.00	4				
4:40 PM	5:30 PM	W	MUS 100 120	Recitals, Concerts and Productions	LAB	1.00	33	1.00	33	33	20%
5:45 PM	6:35 PM	T	MUS 221 072	Small Jazz Ensembles	STO	1.00	17	1.00	30	30	19%
5:45 PM	6:35 PM	T	MUS 421 072	Small Jazz Ensembles	STO	1.00	7				
5:45 PM	6:35 PM	T	MUS 621 072	Small Jazz Ensembles	STO	1.00	6				
6:00 PM	8:00 PM	M	MUS 356 011	Marching Band Techniques	LEC	2.00	15	2.00	15	30	9%

Scheduled Utilization

FRASIER HALL • FRAS 161

Room Use Code: Teaching Lab

Department: Theatre	Capacity: 12
Average Enrollment: 6	Assignable Square Feet: 559
Weekly Student Contact Hours: 45	Assignable Sq. Ft. Per Station: 47
	Hours in Use Student Station Occupancy: 54%
	Weekly Room Hours: 7.0

	MON	TUE	WED	THU	FRI
7:00 AM					
8:00 AM					
9:00 AM					
10:00 AM					
11:00 AM					
12:00 PM					
1:00 PM					
2:00 PM					
3:00 PM					
4:00 PM					
5:00 PM					
6:00 PM					
7:00 PM					
8:00 PM					
9:00 PM					
10:00 PM					

Graph represents most popular start times and each block does not represent the same amount of time.

Start Time	End Time	Days	Course	COURSE			SECTION			
				TYPE	WRH	Enroll-ment	WRH	Enroll-ment	WSCH	Student Station Occupancy %
9:05 AM	9:55 AM	MWF	THEA 245 003 Sound Design	LEC	3.00	5	3.00	5	15	42%
11:00 AM	12:15 PM	TR	THEA 449 005 Theatre Technical Seminar	LEC	3.00	9	3.00	9	27	75%
4:45 PM	5:35 PM	W	THEA 450 010 Design and Technology Practicum	PRA	1.00	3	1.00	3	3	25%

NOTE: Concurrent sessions are counted as one section; WRH = Weekly Room Hours; WSCH = Weekly Student Contact Hours

UNIVERSITY OF NORTHERN COLORADO

Scheduled Utilization

FRASIER HALL • FRAS 256

Room Use Code: Teaching Lab

Department: Music		Capacity: 77
Average Enrollment: 26	Assignable Square Feet: 1,155	Assignable Sq. Ft. Per Station: 15
Weekly Student Contact Hours: 436	Weekly Room Hours: 15.5	Hours in Use Student Station Occupancy: 37%

	MON	TUE	WED	THU	FRI
7:00 AM					
8:00 AM					
9:00 AM					
10:00 AM					
11:00 AM					
12:00 PM					
1:00 PM					
2:00 PM					
3:00 PM					
4:00 PM					
5:00 PM					
6:00 PM					
7:00 PM					
8:00 PM					
9:00 PM					
10:00 PM					

Graph represents most popular start times and each block does not represent the same amount of time.

Start Time	End Time	Days	Course		COURSE			SECTION			
					TYPE	WRH	Enroll-ment	WRH	Enroll-ment	WSCH	Student Station Occupancy %
8:00 AM	9:15 AM	TR	MUS 323 002	Choral Techniques and Conducting	LEC	3.00	22	3.00	22	66	29%
9:30 AM	10:20 AM	TR	MUS 360 003	Voice Class	LAB	2.00	17	2.00	17	34	22%
10:30 AM	11:50 AM	TR	MUS 536 003	Course Number and Prefix MUS 336,	LEC	3.00	6	3.00	6	18	8%
12:30 PM	1:45 PM	TR	MUS 284 006	Men's Glee Club	STO	3.00	46	3.00	61	183	79%
12:30 PM	1:45 PM	TR	MUS 484 006	Men's Glee Club	STO	3.00	13				
12:30 PM	1:45 PM	TR	MUS 684 006	Men's Glee Club	STO	3.00	2				
2:00 PM	2:50 PM	TR	MUS 282 008	University Singers	STO	2.00	45	2.00	54	108	70%
2:00 PM	2:50 PM	TR	MUS 482 008	University Singers	STO	2.00	8				
2:00 PM	2:50 PM	TR	MUS 682 008	University Singers	STO	2.00	1				
3:30 PM	5:00 PM	T	MUS 293 072	Studio Performance Class: Strings, H	STO	1.50	11	1.50	14	21	18%
3:30 PM	5:00 PM	T	MUS 493 072	Studio Performance Class: Strings, H	STO	1.50	3				
4:40 PM	5:30 PM	R	MUS 100 130	Recitals, Concerts and Productions	LAB	1.00	6	1.00	6	6	8%

NOTE: Concurrent sessions are counted as one section; WRH = Weekly Room Hours; WSCH = Weekly Student Contact Hours

Scheduled Utilization

GUGGENHEIM HALL • GUGG 0002

Room Use Code: Teaching Lab

Department: Art & Design		Capacity: 20	
Average Enrollment: 21	Assignable Square Feet: 680	Assignable Sq. Ft. Per Station: 34	
Weekly Student Contact Hours: 252	Weekly Room Hours: 12.0	Hours in Use Student Station Occupancy: 105%	

	MON	TUE	WED	THU	FRI
7:00 AM					
8:00 AM					
9:00 AM					
10:00 AM					
11:00 AM					
12:00 PM					
1:00 PM					
2:00 PM					
3:00 PM					
4:00 PM					
5:00 PM					
6:00 PM					
7:00 PM					
8:00 PM					
9:00 PM					
10:00 PM					

Graph represents most popular start times and each block does not represent the same amount of time.

Start Time	End Time	Days	Course		COURSE			SECTION			
					TYPE	WRH	Enroll-ment	WRH	Enroll-ment	WSCH	Student Station Occupancy %
9:05 AM	11:35 AM	MW	ART 270 004	Graphic Design I	STO	6.00	24	6.00	24	144	120%
11:00 AM	1:30 PM	TR	ART 473 007	Corporate Identity	STO	6.00	18	6.00	18	108	90%

NOTE: Concurrent sessions are counted as one section; WRH = Weekly Room Hours; WSCH = Weekly Student Contact Hours

Scheduled Utilization

GUGGENHEIM HALL • GUGG 0105

Room Use Code: Teaching Lab

Department: Art & Design	Capacity: 20
Average Enrollment: 18	Assignable Square Feet: 727
Weekly Student Contact Hours: 108	Assignable Sq. Ft. Per Station: 36
	Hours in Use Student Station Occupancy: 90%
Weekly Room Hours: 6.0	

	MON	TUE	WED	THU	FRI
7:00 AM					
8:00 AM					
9:00 AM					
10:00 AM					
11:00 AM					
12:00 PM					
1:00 PM					
2:00 PM					
3:00 PM					
4:00 PM					
5:00 PM					
6:00 PM					
7:00 PM					
8:00 PM					
9:00 PM					
10:00 PM					

Graph represents most popular start times and each block does not represent the same amount of time.

					COURSE			SECTION			
Start Time	End Time	Days	Course		TYPE	WRH	Enroll-ment	WRH	Enroll-ment	WSCH	Student Station Occupancy %
8:00 AM	10:30 AM	TR	ART 376 004	Typography	STO	6.00	18	6.00	18	108	90%

NOTE: Concurrent sessions are counted as one section; WRH = Weekly Room Hours; WSCH = Weekly Student Contact Hours

UNIVERSITY OF NORTHERN COLORADO

Scheduled Utilization

GUGGENHEIM HALL • GUGG 0106*Room Use Code: Teaching Lab***Department:** Art & Design**Capacity:** 20**Average****Assignable****Assignable Sq. Ft.****Enrollment:** 19**Square Feet:** 616**Per Station:** 31**Weekly Student****Weekly****Hours in Use Student****Contact Hours:** 348**Room Hours:** 18.0**Station Occupancy:** 97%

	MON	TUE	WED	THU	FRI
7:00 AM					
8:00 AM					
9:00 AM					
10:00 AM					
11:00 AM					
12:00 PM					
1:00 PM					
2:00 PM					
3:00 PM					
4:00 PM					
5:00 PM					
6:00 PM					
7:00 PM					
8:00 PM					
9:00 PM					
10:00 PM					

Graph represents most popular start times and each block does not represent the same amount of time.

Start Time	End Time	Days	Course	COURSE			SECTION				
				TYPE	WRH	Enrollment	WRH	Enrollment	WSCH	Student Station	Occupancy %
12:30 PM	3:00 PM	TR	ART 171 004	Computer Based Technology in Visua	LAB	6.00	21	6.00	21	126	105%
3:30 PM	6:00 PM	TR	ART 171 006	Computer Based Technology in Visua	LAB	6.00	21	6.00	21	126	105%
5:00 PM	6:40 PM	MWF	ART 437 004	Computer Art	STO	6.00	9	6.00	16	96	80%
5:00 PM	6:40 PM	MWF	ART 537 004	Computer Art	STO	6.00	7				

NOTE: Concurrent sessions are counted as one section; WRH = Weekly Room Hours; WSCH = Weekly Student Contact Hours

Scheduled Utilization

GUGGENHEIM HALL • GUGG 0200

Room Use Code: Teaching Lab

Department: Art & Design		Capacity: 24
Average Enrollment: 16	Assignable Square Feet: 1,504	Assignable Sq. Ft. Per Station: 63
Weekly Student Contact Hours: 282	Weekly Room Hours: 18.0	Hours in Use Student Station Occupancy: 65%

	MON	TUE	WED	THU	FRI
7:00 AM					
8:00 AM					
9:00 AM					
10:00 AM					
11:00 AM					
12:00 PM					
1:00 PM					
2:00 PM					
3:00 PM					
4:00 PM					
5:00 PM					
6:00 PM					
7:00 PM					
8:00 PM					
9:00 PM					
10:00 PM					

Graph represents most popular start times and each block does not represent the same amount of time.

Start Time	End Time	Days	Course	COURSE			SECTION			
				TYPE	WRH	Enroll-ment	WRH	Enroll-ment	WSCH	Student Station Occupancy %
9:05 AM	11:35 AM	WF	ART 331 004 Painting II	STO	6.00	7	6.00	12	72	50%
9:05 AM	11:35 AM	WF	ART 431 004 Painting III	STO	6.00	4				
9:05 AM	11:35 AM	WF	ART 631 004 Painting	STO	6.00	1				
12:20 PM	2:50 PM	MW	ART 231 007 Painting I	STO	6.00	19	6.00	19	114	79%
2:00 PM	4:30 PM	TR	ART 231 005 Painting I	STO	6.00	16	6.00	16	96	67%

NOTE: Concurrent sessions are counted as one section; WRH = Weekly Room Hours; WSCH = Weekly Student Contact Hours

Scheduled Utilization

GUGGENHEIM HALL • GUGG 0205

Room Use Code: Teaching Lab

Department: Art & Design		Capacity: 20
Average Enrollment: 17	Assignable Square Feet: 697	Assignable Sq. Ft. Per Station: 35
Weekly Student Contact Hours: 402	Weekly Room Hours: 24.0	Hours in Use Student Station Occupancy: 84%

	MON	TUE	WED	THU	FRI
7:00 AM					
8:00 AM					
9:00 AM					
10:00 AM					
11:00 AM					
12:00 PM					
1:00 PM					
2:00 PM					
3:00 PM					
4:00 PM					
5:00 PM					
6:00 PM					
7:00 PM					
8:00 PM					
9:00 PM					
10:00 PM					

Graph represents most popular start times and each block does not represent the same amount of time.

Start Time	End Time	Days	Course	COURSE			SECTION			
				TYPE	WRH	Enroll-ment	WRH	Enroll-ment	WSCH	Student Station Occupancy %
9:05 AM	10:45 AM	MWF	ART 183 007 Art I	STO	6.00	13	6.00	13	78	65%
9:30 AM	12:00 PM	TR	ART 183 025 Art I	STO	6.00	16	6.00	16	96	80%
11:15 AM	12:55 PM	MWF	ART 183 005 Art I	STO	6.00	20	6.00	20	120	100%
1:25 PM	3:05 PM	MWF	ART 184 017 Art II	STO	6.00	18	6.00	18	108	90%

NOTE: Concurrent sessions are counted as one section; WRH = Weekly Room Hours; WSCH = Weekly Student Contact Hours

Scheduled Utilization

GUGGENHEIM HALL • GUGG 0206

Room Use Code: Teaching Lab

Department: Art & Design		Capacity: 25
Average Enrollment: 18	Assignable Square Feet: 695	Assignable Sq. Ft. Per Station: 28
Weekly Student Contact Hours: 108	Weekly Room Hours: 6.0	Hours in Use Student Station Occupancy: 72%

	MON	TUE	WED	THU	FRI
7:00 AM					
8:00 AM					
9:00 AM					
10:00 AM					
11:00 AM					
12:00 PM					
1:00 PM					
2:00 PM					
3:00 PM					
4:00 PM					
5:00 PM					
6:00 PM					
7:00 PM					
8:00 PM					
9:00 PM					
10:00 PM					

Graph represents most popular start times and each block does not represent the same amount of time.

				COURSE			SECTION			
Start Time	End Time	Days	Course	TYPE	WRH	Enroll-ment	Enroll-ment	WSCH	Student Station	Occupancy %
2:00 PM	4:30 PM	TR	ART 333 008 Life Drawing	STO	6.00	18	6.00 18	108		72%

NOTE: Concurrent sessions are counted as one section; WRH = Weekly Room Hours; WSCH = Weekly Student Contact Hours

Scheduled Utilization

GUNTER HALL • GUNT 0010

Room Use Code: Teaching Lab

Department:	Audiology & Speech Language Servic	Capacity:	16
Average Enrollment:	8	Assignable Square Feet:	647
Weekly Student Contact Hours:	16	Weekly Room Hours:	2.0
		Assignable Sq. Ft. Per Station:	40
		Hours in Use Student Station Occupancy:	50%

	MON	TUE	WED	THU	FRI
7:00 AM					
8:00 AM					
9:00 AM					
10:00 AM					
11:00 AM					
12:00 PM					
1:00 PM					
2:00 PM					
3:00 PM					
4:00 PM					
5:00 PM					
6:00 PM					
7:00 PM					
8:00 PM					
9:00 PM					
10:00 PM					

Graph represents most popular start times and each block does not represent the same amount of time.

				COURSE			SECTION			
Start Time	End Time	Days	Course	TYPE	WRH	Enroll-ment	WRH	Enroll-ment	WSCH	Student Station Occupancy %
12:20 PM	1:10 PM	M	ASLS 615 200 Research in Audiology and Speech-L	RES	1.00	9	1.00	9	9	56%
1:25 PM	2:15 PM	W	ASLS 574 006 Clinical Practicum in Audiology	CLI	1.00	7	1.00	7	7	44%

NOTE: Concurrent sessions are counted as one section; WRH = Weekly Room Hours; WSCH = Weekly Student Contact Hours

UNIVERSITY OF NORTHERN COLORADO

Scheduled Utilization

GUNTER HALL • GUNT 1610*Room Use Code: Teaching Lab***Department:** Sport & Exercise Science**Capacity:** 16**Average Enrollment:** 13**Assignable Square Feet:** 919**Assignable Sq. Ft. Per Station:** 57**Weekly Student Contact Hours:** 212**Weekly Room Hours:** 16.0**Hours in Use Student Station Occupancy:** 83%

	MON	TUE	WED	THU	FRI
7:00 AM					
8:00 AM					
9:00 AM					
10:00 AM					
11:00 AM					
12:00 PM					
1:00 PM					
2:00 PM					
3:00 PM					
4:00 PM					
5:00 PM					
6:00 PM					
7:00 PM					
8:00 PM					
9:00 PM					
10:00 PM					

Graph represents most popular start times and each block does not represent the same amount of time.

					COURSE			SECTION			
Start Time	End Time	Days	Course		TYPE	WRH	Enroll-ment	WRH	Enroll-ment	WSCH	Student Station Occupancy %
8:00 AM	9:50 AM	R	SES 490 110	Exercise Assessment and Programmi	LAB	2.00	11	2.00	11	22	69%
8:00 AM	9:50 AM	T	SES 324 101	Exercise Physiology II	LAB	2.00	13	2.00	13	26	81%
10:00 AM	11:50 AM	F	SES 324 104	Exercise Physiology II	LAB	2.00	14	2.00	14	28	88%
10:00 AM	11:50 AM	R	SES 490 120	Exercise Assessment and Programmi	LAB	2.00	13	2.00	13	26	81%
11:00 AM	12:50 PM	T	SES 490 100	Exercise Assessment and Programmi	LAB	2.00	16	2.00	16	32	100%
12:00 PM	1:50 PM	F	SES 324 110	Exercise Physiology II	LAB	2.00	10	2.00	10	20	63%
12:00 PM	1:50 PM	R	SES 324 100	Exercise Physiology II	LAB	2.00	17	2.00	17	34	106%
2:00 PM	3:50 PM	F	SES 324 120	Exercise Physiology II	LAB	2.00	12	2.00	12	24	75%

NOTE: Concurrent sessions are counted as one section; WRH = Weekly Room Hours; WSCH = Weekly Student Contact Hours

UNIVERSITY OF NORTHERN COLORADO

Scheduled Utilization

GUNTER HALL • GUNT 1750

Room Use Code: Teaching Lab

Department: Sport & Exercise Science
 Average Enrollment: 23
 Weekly Student Contact Hours: 462
 Assignable Square Feet: 874
 Weekly Room Hours: 21.0
 Capacity: 24
 Assignable Sq. Ft. Per Station: 36
 Hours in Use Student Station Occupancy: 92%

	MON	TUE	WED	THU	FRI
7:00 AM					
8:00 AM					
9:00 AM					
10:00 AM					
11:00 AM					
12:00 PM					
1:00 PM					
2:00 PM					
3:00 PM					
4:00 PM					
5:00 PM					
6:00 PM					
7:00 PM					
8:00 PM					
9:00 PM					
10:00 PM					

Graph represents most popular start times and each block does not represent the same amount of time.

					COURSE			SECTION			
Start Time	End Time	Days	Course		TYPE	WRH	Enroll-ment	WRH	Enroll-ment	WSCH	Student Station Occupancy %
8:00 AM	9:50 AM	F	SES 220 102	Anatomical Kinesiology	LAB	2.00	31	2.00	31	62	129%
8:00 AM	9:50 AM	R	SES 331 102	Biomechanics	LAB	2.00	14	2.00	14	28	58%
10:00 AM	11:50 AM	F	SES 331 104	Biomechanics	LAB	2.00	11	2.00	11	22	46%
10:00 AM	11:50 AM	R	SES 220 104	Anatomical Kinesiology	LAB	2.00	32	2.00	32	64	133%
12:00 PM	1:50 PM	F	SES 331 126	Biomechanics	LAB	2.00	21	2.00	21	42	88%
12:00 PM	1:50 PM	R	SES 331 106	Biomechanics	LAB	2.00	21	2.00	21	42	88%
1:25 PM	4:25 PM	W	SES 625 004	Laboratory Techniques in Kinesiology	LEC	3.00	8	3.00	8	24	33%
2:00 PM	3:50 PM	R	SES 220 108	Anatomical Kinesiology	LAB	2.00	32	2.00	32	64	133%
4:00 PM	5:50 PM	R	SES 220 110	Anatomical Kinesiology	LAB	2.00	31	2.00	31	62	129%
6:00 PM	7:50 PM	R	SES 220 120	Anatomical Kinesiology	LAB	2.00	26	2.00	26	52	108%

NOTE: Concurrent sessions are counted as one section; WRH = Weekly Room Hours; WSCH = Weekly Student Contact Hours

Scheduled Utilization

GUNTER HALL • GUNT 2090

Room Use Code: Teaching Lab

Department: Nursing		Capacity: 24	
Average Enrollment: 17	Assignable Square Feet: 600	Assignable Sq. Ft. Per Station: 25	
Weekly Student Contact Hours: 34	Weekly Room Hours: 2.0	Hours in Use Student Station Occupancy: 71%	

	MON	TUE	WED	THU	FRI
7:00 AM					
8:00 AM					
9:00 AM					
10:00 AM					
11:00 AM					
12:00 PM					
1:00 PM					
2:00 PM					
3:00 PM					
4:00 PM					
5:00 PM					
6:00 PM					
7:00 PM					
8:00 PM					
9:00 PM					
10:00 PM					

Graph represents most popular start times and each block does not represent the same amount of time.

Start Time	End Time	Days	Course	COURSE			SECTION			
				TYPE	WRH	Enroll-ment	WRH	Enroll-ment	WSCH	Student Station Occupancy %
9:30 AM	11:30 AM	R	NURS 610 700 Health Assessment	lab	2.00	17	2.00	17	34	71%

NOTE: Concurrent sessions are counted as one section; WRH = Weekly Room Hours; WSCH = Weekly Student Contact Hours

UNIVERSITY OF NORTHERN COLORADO

Scheduled Utilization

GUNTER HALL • GUNT 2110

Room Use Code: Teaching Lab

Department: Nursing	Capacity: 36
Average Enrollment: 30	Assignable Square Feet: 1,536
Weekly Student Contact Hours: 1,021	Assignable Sq. Ft. Per Station: 43
	Hours in Use Student Station Occupancy: 102%
	Weekly Room Hours: 27.9

	MON	TUE	WED	THU	FRI
7:00 AM					
8:00 AM					
9:00 AM					
10:00 AM					
11:00 AM					
12:00 PM					
1:00 PM					
2:00 PM					
3:00 PM					
4:00 PM					
5:00 PM					
6:00 PM					
7:00 PM					
8:00 PM					
9:00 PM					
10:00 PM					

Graph represents most popular start times and each block does not represent the same amount of time.

Start Time	End Time	Days	Course	COURSE			SECTION			
				TYPE	WRH	Enrollment	Enrollment	WSCH	Student Station	Occupancy %
8:00 AM	4:00 PM	MT	NURS 374 002	LAB	#####	6	#####	36	576	100%
8:00 AM	4:00 PM	MT	NURS 374 022	LAB	#####	6				
8:00 AM	4:00 PM	MT	NURS 374 032	LAB	#####	6				
8:00 AM	4:00 PM	MT	NURS 374 042	LAB	#####	6				
8:00 AM	4:00 PM	MT	NURS 374 052	LAB	#####	6				
8:00 AM	4:00 PM	MT	NURS 374 062	LAB	#####	6				
8:00 AM	4:30 PM	WR	NURS 324 002	LAB	9.60	8	9.60	42	403	117%
8:00 AM	4:30 PM	WR	NURS 324 022	LAB	9.60	8				
8:00 AM	4:30 PM	WR	NURS 324 032	LAB	9.60	6				
8:00 AM	4:30 PM	WR	NURS 324 042	LAB	9.60	7				
8:00 AM	4:30 PM	WR	NURS 324 052	LAB	9.60	7				
8:00 AM	4:30 PM	WR	NURS 324 062	CLI	9.60	6				
9:00 AM	1:00 PM	R	NURS 420 002	CLI	.30	6	.30	30	9	83%
9:00 AM	1:00 PM	R	NURS 420 022	CLI	.30	6				
9:00 AM	1:00 PM	R	NURS 420 032	CLI	.30	6				
9:00 AM	1:00 PM	R	NURS 420 042	CLI	.30	6				
9:00 AM	1:00 PM	R	NURS 420 052	CLI	.30	6				
9:00 AM	1:00 PM	R	NURS 420 002	CLI	.30	6	.30	30	9	83%
9:00 AM	1:00 PM	R	NURS 420 022	CLI	.30	6				
9:00 AM	1:00 PM	R	NURS 420 032	CLI	.30	6				
9:00 AM	1:00 PM	R	NURS 420 042	CLI	.30	6				
9:00 AM	1:00 PM	R	NURS 420 052	CLI	.30	6				
10:00 AM	3:30 PM	W	NURS 314 022	PRA	1.70	14	1.70	14	24	39%

NOTE: Concurrent sessions are counted as one section; WRH = Weekly Room Hours; WSCH = Weekly Student Contact Hours

UNIVERSITY OF NORTHERN COLORADO

Scheduled Utilization

GUNTER HALL • GUNT 2190

Room Use Code: Teaching Lab

Department: Nursing		Capacity: 36
Average Enrollment: 21	Assignable Square Feet: 1,556	Assignable Sq. Ft. Per Station: 43
Weekly Student Contact Hours: 145	Weekly Room Hours: 16.9	Hours in Use Student Station Occupancy: 24%

	MON	TUE	WED	THU	FRI
7:00 AM					
8:00 AM					
9:00 AM					
10:00 AM					
11:00 AM					
12:00 PM					
1:00 PM					
2:00 PM					
3:00 PM					
4:00 PM					
5:00 PM					
6:00 PM					
7:00 PM					
8:00 PM					
9:00 PM					
10:00 PM					

Graph represents most popular start times and each block does not represent the same amount of time.

Start Time	End Time	Days	Course	COURSE			SECTION			
				TYPE	WRH	Enroll-ment	WRH	Enroll-ment	WSCH	Student Station Occupancy %
8:00 AM	5:00 PM	MT	NURS 374 704. Episodic Alterations in Adult Health P	CLI	4.50	6	4.50	6	27	17%
8:00 AM	4:00 PM	R	NURS 420 002. Clinical Practice: Childbearing Famili	CLI	.50	6	8.00	37	64	22%
8:00 AM	4:00 PM	R	NURS 420 022. Clinical Practice: Childbearing Famili	CLI	.50	6				
8:00 AM	4:00 PM	R	NURS 420 032. Clinical Practice: Childbearing Famili	CLI	8.00	6				
8:00 AM	4:00 PM	R	NURS 420 042. Clinical Practice: Childbearing Famili	CLI	.50	6				
8:00 AM	4:00 PM	R	NURS 420 052. Clinical Practice: Childbearing Famili	CLI	.50	6				
8:00 AM	4:00 PM	R	NURS 420 062. Clinical Practice: Childbearing Famili	CLI	.50	7				
8:00 AM	4:30 PM	WR	NURS 324 062. Therapeutic Interventions	CLI	2.10	6	2.10	6	13	17%
9:00 AM	1:00 PM	R	NURS 420 002. Clinical Practice: Childbearing Famili	CLI	.30	6	.30	30	9	83%
9:00 AM	1:00 PM	R	NURS 420 022. Clinical Practice: Childbearing Famili	CLI	.30	6				
9:00 AM	1:00 PM	R	NURS 420 032. Clinical Practice: Childbearing Famili	CLI	.30	6				
9:00 AM	1:00 PM	R	NURS 420 042. Clinical Practice: Childbearing Famili	CLI	.30	6				
9:00 AM	1:00 PM	R	NURS 420 052. Clinical Practice: Childbearing Famili	CLI	.30	6				
9:00 AM	1:00 PM	R	NURS 420 002. Clinical Practice: Childbearing Famili	CLI	.30	6	.30	30	9	83%
9:00 AM	1:00 PM	R	NURS 420 022. Clinical Practice: Childbearing Famili	CLI	.30	6				
9:00 AM	1:00 PM	R	NURS 420 032. Clinical Practice: Childbearing Famili	CLI	.30	6				
9:00 AM	1:00 PM	R	NURS 420 042. Clinical Practice: Childbearing Famili	CLI	.30	6				
9:00 AM	1:00 PM	R	NURS 420 052. Clinical Practice: Childbearing Famili	CLI	.30	6				
10:00 AM	3:30 PM	W	NURS 314 032. Health Assessment Practicum	PRA	1.70	14	1.70	14	24	39%

NOTE: Concurrent sessions are counted as one section; WRH = Weekly Room Hours; WSCH = Weekly Student Contact Hours

Scheduled Utilization

GUNTER HALL • GUNT 2460

Room Use Code: Teaching Lab

Department:	Human Sciences	Capacity:	20
Average Enrollment:	12	Assignable Square Feet:	473
Weekly Student Contact Hours:	126	Assignable Sq. Ft. Per Station:	24
		Weekly Room Hours:	10.8
		Hours in Use Student Station Occupancy:	58%

	MON	TUE	WED	THU	FRI
7:00 AM					
8:00 AM					
9:00 AM					
10:00 AM					
11:00 AM					
12:00 PM					
1:00 PM					
2:00 PM					
3:00 PM					
4:00 PM					
5:00 PM					
6:00 PM					
7:00 PM					
8:00 PM					
9:00 PM					
10:00 PM					

Graph represents most popular start times and each block does not represent the same amount of time.

Start Time	End Time	Days	Course	COURSE			SECTION			
				TYPE	WRH	Enroll-ment	WRH	Enroll-ment	WSCH	Student Station Occupancy %
9:30 AM	1:05 PM	T	FND 310 013 Introduction to Foods	LAB	3.60	11	3.60	11	40	55%
1:25 PM	5:00 PM	M	FND 310 012 Introduction to Foods	LAB	3.60	13	3.60	13	47	65%
1:25 PM	5:00 PM	W	FND 310 011 Introduction to Foods	LAB	3.60	11	3.60	11	40	55%

NOTE: Concurrent sessions are counted as one section; WRH = Weekly Room Hours; WSCH = Weekly Student Contact Hours

UNIVERSITY OF NORTHERN COLORADO

Scheduled Utilization

KEPNER HALL • KEPN 0075

Room Use Code: Teaching Lab

Department: Business Computing	Capacity: 32
Average Enrollment: 17	Assignable Square Feet: 650
Weekly Student Contact Hours: 300	Assignable Sq. Ft. Per Station: 20
	Hours in Use Student Station Occupancy: 53%
Weekly Room Hours: 17.7	

	MON	TUE	WED	THU	FRI
7:00 AM					
8:00 AM					
9:00 AM					
10:00 AM					
11:00 AM					
12:00 PM					
1:00 PM					
2:00 PM					
3:00 PM					
4:00 PM					
5:00 PM					
6:00 PM					
7:00 PM					
8:00 PM					
9:00 PM					
10:00 PM					

Graph represents most popular start times and each block does not represent the same amount of time.

Start Time	End Time	Days	Course	COURSE			SECTION			
				TYPE	WRH	Enroll-ment	WRH	Enroll-ment	WSCH	Student Station Occupancy %
9:30 AM	10:45 AM	TR	ASLS 555 120 Neuroanatomy and Neurophysiology	LEC	3.00	29	3.00	29	87	91%
10:10 AM	11:00 AM	MWF	BACS 485 004 Database Management Systems	LEC	3.00	17	3.00	17	51	53%
11:00 AM	12:15 PM	TR	BACS 380 025 Networking and Data Communication	LEC	3.00	20	3.00	20	60	63%
12:20 PM	1:10 PM	MWF	BACS 387 006 Object Oriented Systems Developme	LEC	3.00	13	3.00	13	39	41%
2:00 PM	3:15 PM	TR	BACS 350 028 Intermediate Web Development	LEC	3.00	12	3.00	12	36	38%
7:00 PM	9:40 PM	W	BACS 487 015 Systems Analysis and Design	LEC	2.70	10	2.70	10	27	31%

NOTE: Concurrent sessions are counted as one section; WRH = Weekly Room Hours; WSCH = Weekly Student Contact Hours


UNIVERSITY OF NORTHERN COLORADO

Scheduled Utilization

KEPNER HALL • KEPN 0090

Room Use Code: Teaching Lab

Department: Management & Marketing, School of Capacity: 48
 Average Enrollment: 39 Assignable Square Feet: 1,502 Assignable Sq. Ft. Per Station: 31
 Weekly Student Contact Hours: 596 Weekly Room Hours: 15.3 Hours in Use Student Station Occupancy: 81%



Graph represents most popular start times and each block does not represent the same amount of time.

					COURSE			SECTION			
Start Time	End Time	Days	Course		TYPE	WRH	Enroll-ment	WRH	Enroll-ment	WSCH	Student Station Occupancy %
8:00 AM	12:00 PM	M	NURS 425 002	Childbearing Families Theory	LEC	.30	37	.30	37	11	77%
9:30 AM	10:45 AM	TR	RTH 490 405	Evaluation and Research in Recreatio	LEC	3.00	34	3.00	34	102	71%
1:25 PM	2:15 PM	MWF	RTH 368 408	Program Planning in Recreation, Tour	LEC	3.00	44	3.00	44	132	92%
2:00 PM	3:15 PM	TR	BACS 200 028	Web Design and Development for Sm	LEC	3.00	31	3.00	31	93	65%
3:35 PM	4:50 PM	MW	BACS 101 009	Business Computing	LEC	3.00	42	3.00	42	126	88%
5:15 PM	6:35 PM	MW	BACS 101 011	Business Computing	LEC	3.00	44	3.00	44	132	92%

NOTE: Concurrent sessions are counted as one section; WRH = Weekly Room Hours; WSCH = Weekly Student Contact Hours

UNIVERSITY OF NORTHERN COLORADO

Scheduled Utilization

KEPNER HALL • KEPN 1050

Room Use Code: Teaching Lab

Department: Management & Marketing, School of **Capacity:** 36
Average Enrollment: 27 **Assignable Square Feet:** 823 **Assignable Sq. Ft. Per Station:** 23
Weekly Student Contact Hours: 234 **Weekly Room Hours:** 8.7 **Hours in Use Student Station Occupancy:** 75%

	MON	TUE	WED	THU	FRI
7:00 AM					
8:00 AM					
9:00 AM					
10:00 AM					
11:00 AM					
12:00 PM					
1:00 PM					
2:00 PM					
3:00 PM					
4:00 PM					
5:00 PM					
6:00 PM					
7:00 PM					
8:00 PM					
9:00 PM					
10:00 PM					

Graph represents most popular start times and each block does not represent the same amount of time.

Start Time	End Time	Days	Course	COURSE			SECTION			
				TYPE	WRH	Enroll-ment	WRH	Enroll-ment	WSCH	Student Station Occupancy %
9:30 AM	10:45 AM	TR	BAMG 456 023 Strategic Management	LEC	3.00	27	3.00	27	81	75%
12:30 PM	1:45 PM	TR	BAMG 459 026 Management of Quality	LEC	3.00	25	3.00	25	75	69%
7:00 PM	9:40 PM	M	BAMG 407 013 Small Business Counseling	SEM	2.70	4	2.70	29	78	81%
7:00 PM	9:40 PM	M	BAMK 407 023 Small Business Counseling	LEC	2.70	25				

NOTE: Concurrent sessions are counted as one section; WRH = Weekly Room Hours; WSCH = Weekly Student Contact Hours

UNIVERSITY OF NORTHERN COLORADO

Scheduled Utilization

MCKEE HALL • MCKE 142

Room Use Code: Teaching Lab

Department: Special Education, School of
 Average Enrollment: 24 Assignable Square Feet: 1,162 Capacity: 36
 Assignable Sq. Ft. Per Station: 32
 Weekly Student Contact Hours: 1,025 Weekly Room Hours: 44.0 Hours in Use Student Station Occupancy: 65%

	MON	TUE	WED	THU	FRI
7:00 AM					
8:00 AM					
9:00 AM					
10:00 AM					
11:00 AM					
12:00 PM					
1:00 PM					
2:00 PM					
3:00 PM					
4:00 PM					
5:00 PM					
6:00 PM					
7:00 PM					
8:00 PM					
9:00 PM					
10:00 PM					

Graph represents most popular start times and each block does not represent the same amount of time.

					COURSE			SECTION			
Start Time	End Time	Days	Course		TYPE	WRH	Enroll-ment	WRH	Enroll-ment	WSCH	Student Station Occupancy %
8:00 AM	8:50 AM	MWF	ASL 101 002	American Sign Language I	LEC	3.00	30	3.00	30	90	83%
8:00 AM	9:15 AM	TR	ASL 102 002	American Sign Language II	LEC	3.00	15	3.00	15	45	42%
9:00 AM	5:00 PM	SU	APCE 667 003	Crisis Intervention in the Schools	LEC	6.00	14	6.00	14	84	39%
9:05 AM	9:55 AM	MWF	ASL 101 003	American Sign Language I	LEC	3.00	30	3.00	30	90	83%
9:30 AM	10:45 AM	TR	EDSE 201 003	Culture of Special Education	LEC	3.00	33	3.00	33	99	92%
10:10 AM	11:00 AM	WF	SOC 363 101	Methods of Sociological Research I L	LAB	2.00	32	2.00	32	64	89%
11:00 AM	12:15 PM	TR	ASL 102 004	American Sign Language II	LEC	3.00	19	3.00	19	57	53%
12:20 PM	1:10 PM	WF	SOC 364 101	Methods of Sociological Research II L	LAB	2.00	14	2.00	14	28	39%
12:30 PM	1:45 PM	TR	SOSC 300 004	Social Science and Historical Perspe	LEC	3.00	30	3.00	30	90	83%
1:25 PM	2:15 PM	MWF	SOC 362 001	Methods of Sociological Research II	LEC	3.00	14	3.00	14	42	39%
2:00 PM	3:15 PM	TR	PSY 380 005	Introduction to Physiological Psycholo	LEC	3.00	31	3.00	31	93	86%
3:35 PM	5:25 PM	TR	EDEL 350 008	Emergent Literacy, Pre-K Through Gr	LEC	4.00	30	4.00	30	120	83%
4:00 PM	6:50 PM	M	EDRD 410 013	Achieving Effective Instruction in Dev	LEC	3.00	22	3.00	22	66	61%
6:00 PM	9:00 PM	R	EDSE 360 111	Adaptation, Modification, and Integrati	LEC	3.00	19	3.00	19	57	53%

NOTE: Concurrent sessions are counted as one section; WRH = Weekly Room Hours; WSCH = Weekly Student Contact Hours

UNIVERSITY OF NORTHERN COLORADO

Scheduled Utilization

ROSS HALL • ROSS 0220

Room Use Code: Teaching Lab

Department: Earth Sciences & Physics

Capacity: 24

Average
Enrollment: 16Assignable
Square Feet: 1,491Assignable Sq. Ft.
Per Station: 62Weekly Student
Contact Hours: 293Weekly
Room Hours: 19.0Hours in Use Student
Station Occupancy: 64%

	MON	TUE	WED	THU	FRI
7:00 AM					
8:00 AM					
9:00 AM					
10:00 AM					
11:00 AM					
12:00 PM					
1:00 PM					
2:00 PM					
3:00 PM					
4:00 PM					
5:00 PM					
6:00 PM					
7:00 PM					
8:00 PM					
9:00 PM					
10:00 PM					

Graph represents most popular start times and each block does not represent the same amount of time.

Start Time	End Time	Days	Course	COURSE			SECTION				
				TYPE	WRH	Enrollment	WRH	Enrollment	WSCH	Student Station	Occupancy %
10:10 AM	11:00 AM	MTWF	PHYS 340 005 Mechanics	LEC	4.00	11	4.00	11	44	46%	
11:15 AM	12:05 PM	MWF	PHYS 420 005 Mathematical Methods II	LEC	3.00	16	3.00	16	48	67%	
12:20 PM	1:10 PM	MWF	PHYS 345 004 Quantum Mechanics I	LEC	3.00	8	3.00	8	24	33%	
12:30 PM	1:45 PM	TR	PHYS 343 006 Electronics	LEC	3.00	17	3.00	17	51	71%	
1:25 PM	2:15 PM	MWF	PHYS 347 007 Optics	LEC	3.00	25	3.00	25	75	104%	
2:00 PM	4:50 PM	T	PHYS 343 208 Electronics	LAB	3.00	17	3.00	17	51	71%	

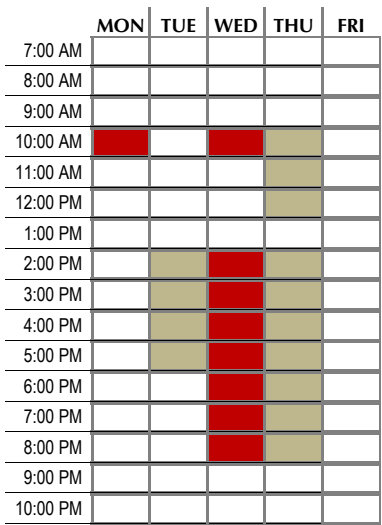
NOTE: Concurrent sessions are counted as one section; WRH = Weekly Room Hours; WSCH = Weekly Student Contact Hours

Scheduled Utilization

ROSS HALL • ROSS 0235

Room Use Code: Teaching Lab

Department:	Earth Sciences & Physics	Capacity:	24
Average Enrollment:	23	Assignable Square Feet:	1,027
Weekly Student Contact Hours:	470	Weekly Room Hours:	20.0
		Assignable Sq. Ft. Per Station:	43
		Hours in Use Student Station Occupancy:	98%



Graph represents most popular start times and each block does not represent the same amount of time.

					COURSE			SECTION			
Start Time	End Time	Days	Course		TYPE	WRH	Enroll-ment	WRH	Enroll-ment	WSCH	Student Station Occupancy %
10:10 AM	11:00 AM	MW	AST 301 004	Classical Astronomy	LEC	2.00	22	2.00	22	44	92%
10:10 AM	1:00 PM	R	PHYS 240 404	General Physics I	LAB	3.00	26	3.00	26	78	108%
2:30 PM	5:20 PM	R	PHYS 240 408	General Physics I	LAB	3.00	24	3.00	24	72	100%
2:30 PM	5:20 PM	T	PHYS 220 208	Introductory Physics I	LAB	3.00	28	3.00	28	84	117%
2:30 PM	5:20 PM	W	PHYS 220 308	Introductory Physics I	LAB	3.00	18	3.00	18	54	75%
6:00 PM	8:50 PM	R	PHYS 240 412	General Physics I	LAB	3.00	22	3.00	22	66	92%
6:00 PM	8:50 PM	W	PHYS 220 312	Introductory Physics I	LAB	3.00	24	3.00	24	72	100%

NOTE: Concurrent sessions are counted as one section; WRH = Weekly Room Hours; WSCH = Weekly Student Contact Hours

Scheduled Utilization

ROSS HALL • ROSS 0261

Room Use Code: Teaching Lab

Department: Earth Sciences & Physics		Capacity: 15
Average Enrollment: 19	Assignable Square Feet: 351	Assignable Sq. Ft. Per Station: 23
Weekly Student Contact Hours: 114	Weekly Room Hours: 6.0	Hours in Use Student Station Occupancy: 127%

	MON	TUE	WED	THU	FRI
7:00 AM					
8:00 AM					
9:00 AM					
10:00 AM					
11:00 AM					
12:00 PM					
1:00 PM					
2:00 PM					
3:00 PM					
4:00 PM					
5:00 PM					
6:00 PM					
7:00 PM					
8:00 PM					
9:00 PM					
10:00 PM					

Graph represents most popular start times and each block does not represent the same amount of time.

Start Time	End Time	Days	Course	COURSE			SECTION				
				TYPE	WRH	Enroll-ment	WRH	Enroll-ment	WSCH	Student Station Occupancy %	
8:00 PM	10:00 PM	R	AST 100 413	General Astronomy	LAB	2.00	19	2.00	19	38	127%
8:00 PM	10:00 PM	T	AST 100 213	General Astronomy	LAB	2.00	20	2.00	20	40	133%
8:00 PM	10:00 PM	W	AST 100 313	General Astronomy	LAB	2.00	18	2.00	18	36	120%

NOTE: Concurrent sessions are counted as one section; WRH = Weekly Room Hours; WSCH = Weekly Student Contact Hours

UNIVERSITY OF NORTHERN COLORADO


Scheduled Utilization

ROSS HALL • ROSS 1330

Room Use Code: Teaching Lab

Department: Biological Sciences

Capacity: 24

Average
Enrollment: 22Assignable
Square Feet: 1,018Assignable Sq. Ft.
Per Station: 42Weekly Student
Contact Hours: 918Weekly
Room Hours: 42.0Hours in Use Student
Station Occupancy: 91%

Graph represents most popular start times and each block does not represent the same amount of time.

					COURSE			SECTION			
Start Time	End Time	Days	Course		TYPE	WRH	Enroll-ment	WRH	Enroll-ment	WSCH	Student Station Occupancy %
7:00 AM	9:50 AM	M	BIO 110 107	Principles of Biology	LAB	3.00	20	3.00	20	60	83%
7:00 AM	9:50 AM	R	BIO 110 407	Principles of Biology	LAB	3.00	18	3.00	18	54	75%
7:00 AM	9:50 AM	T	BIO 110 207	Principles of Biology	LAB	3.00	23	3.00	23	69	96%
7:00 AM	9:50 AM	W	BIO 110 307	Principles of Biology	LAB	3.00	19	3.00	19	57	79%
10:10 AM	1:00 PM	M	BIO 110 110	Principles of Biology	LAB	3.00	22	3.00	22	66	92%
10:10 AM	1:00 PM	R	BIO 110 410	Principles of Biology	LAB	3.00	23	3.00	23	69	96%
10:10 AM	1:00 PM	T	BIO 110 210	Principles of Biology	LAB	3.00	24	3.00	24	72	100%
10:10 AM	1:00 PM	W	BIO 110 310	Principles of Biology	LAB	3.00	22	3.00	22	66	92%
1:10 PM	4:00 PM	R	BIO 110 413	Principles of Biology	LAB	3.00	20	3.00	20	60	83%
1:15 PM	4:05 PM	T	BIO 110 213	Principles of Biology	LAB	3.00	24	3.00	24	72	100%
4:10 PM	7:00 PM	M	BIO 110 116	Principles of Biology	LAB	3.00	20	3.00	20	60	83%
4:10 PM	7:00 PM	W	BIO 110 316	Principles of Biology	LAB	3.00	24	3.00	24	72	100%
7:10 PM	10:00 PM	M	BIO 110 119	Principles of Biology	LAB	3.00	23	3.00	23	69	96%
7:10 PM	10:00 PM	W	BIO 110 319	Principles of Biology	LAB	3.00	24	3.00	24	72	100%

NOTE: Concurrent sessions are counted as one section; WRH = Weekly Room Hours; WSCH = Weekly Student Contact Hours

UNIVERSITY OF NORTHERN COLORADO

Scheduled Utilization

ROSS HALL • ROSS 1331

Room Use Code: Teaching Lab

Department: Biological Sciences	Capacity: 24
Average Enrollment: 23	Assignable Square Feet: 1,032
Weekly Student Contact Hours: 1,446	Assignable Sq. Ft. Per Station: 43
	Hours in Use Student Station Occupancy: 96%
Weekly Room Hours: 63.0	

	MON	TUE	WED	THU	FRI
7:00 AM					
8:00 AM					
9:00 AM					
10:00 AM					
11:00 AM					
12:00 PM					
1:00 PM					
2:00 PM					
3:00 PM					
4:00 PM					
5:00 PM					
6:00 PM					
7:00 PM					
8:00 PM					
9:00 PM					
10:00 PM					

Graph represents most popular start times and each block does not represent the same amount of time.

Start Time	End Time	Days	Course		COURSE			SECTION			
					TYPE	WRH	Enroll-ment	WRH	Enroll-ment	WSCH	Student Station Occupancy %
7:00 AM	9:50 AM	F	BIO 101 029	Biological Perspectives	LAB	3.00	23	3.00	23	69	96%
7:00 AM	9:50 AM	M	BIO 101 107	Biological Perspectives	LAB	3.00	24	3.00	24	72	100%
7:00 AM	9:50 AM	R	BIO 101 407	Biological Perspectives	LAB	3.00	23	3.00	23	69	96%
7:00 AM	9:50 AM	T	BIO 101 207	Biological Perspectives	LAB	3.00	22	3.00	22	66	92%
7:00 AM	9:50 AM	W	BIO 101 307	Biological Perspectives	LAB	3.00	21	3.00	21	63	88%
10:10 AM	1:00 PM	M	BIO 101 110	Biological Perspectives	LAB	3.00	22	3.00	22	66	92%
10:10 AM	1:00 PM	R	BIO 101 410	Biological Perspectives	LAB	3.00	24	3.00	24	72	100%
10:10 AM	1:00 PM	T	BIO 101 210	Biological Perspectives	LAB	3.00	23	3.00	23	69	96%
10:10 AM	1:00 PM	W	BIO 101 310	Biological Perspectives	LAB	3.00	22	3.00	22	66	92%
1:10 PM	4:00 PM	R	BIO 101 413	Biological Perspectives	LAB	3.00	24	3.00	24	72	100%
1:10 PM	4:00 PM	T	BIO 101 213	Biological Perspectives	LAB	3.00	24	3.00	24	72	100%
1:15 PM	4:05 PM	M	BIO 101 113	Biological Perspectives	LAB	3.00	23	3.00	23	69	96%
1:15 PM	4:05 PM	W	BIO 101 313	Biological Perspectives	LAB	3.00	23	3.00	23	69	96%
4:10 PM	7:00 PM	M	BIO 101 116	Biological Perspectives	LAB	3.00	24	3.00	24	72	100%
4:10 PM	7:00 PM	R	BIO 101 416	Biological Perspectives	LAB	3.00	24	3.00	24	72	100%
4:10 PM	7:00 PM	T	BIO 101 216	Biological Perspectives	LAB	3.00	24	3.00	24	72	100%
4:10 PM	7:00 PM	W	BIO 101 316	Biological Perspectives	LAB	3.00	23	3.00	23	69	96%
7:10 PM	10:00 PM	M	BIO 101 119	Biological Perspectives	LAB	3.00	24	3.00	24	72	100%
7:10 PM	10:00 PM	R	BIO 101 419	Biological Perspectives	LAB	3.00	24	3.00	24	72	100%
7:10 PM	10:00 PM	T	BIO 101 219	Biological Perspectives	LAB	3.00	18	3.00	18	54	75%
7:10 PM	10:00 PM	W	BIO 101 319	Biological Perspectives	LAB	3.00	23	3.00	23	69	96%

NOTE: Concurrent sessions are counted as one section; WRH = Weekly Room Hours; WSCH = Weekly Student Contact Hours

UNIVERSITY OF NORTHERN COLORADO

Scheduled Utilization

ROSS HALL • ROSS 1380

Room Use Code: Teaching Lab

Department: Biological Sciences	Capacity: 24
Average Enrollment: 19	Assignable Square Feet: 1,027
Weekly Student Contact Hours: 334	Assignable Sq. Ft. Per Station: 43
	Hours in Use Student Station Occupancy: 82%
Weekly Room Hours: 17.0	

	MON	TUE	WED	THU	FRI
7:00 AM					
8:00 AM					
9:00 AM					
10:00 AM					
11:00 AM					
12:00 PM					
1:00 PM					
2:00 PM					
3:00 PM					
4:00 PM					
5:00 PM					
6:00 PM					
7:00 PM					
8:00 PM					
9:00 PM					
10:00 PM					

Graph represents most popular start times and each block does not represent the same amount of time.

					COURSE			SECTION			
Start Time	End Time	Days	Course		TYPE	WRH	Enroll-ment	WRH	Enroll-ment	WSCH	Student Station Occupancy %
8:00 AM	9:40 AM	R	BIO 565 480	Current Topics in Ecology and Evoluti	LEC	2.00	8	2.00	8	16	33%
8:00 AM	10:50 AM	T	BIO 438 208	Ornithology	LAB	3.00	19	3.00	20	60	83%
8:00 AM	10:50 AM	T	BIO 538 208	Ornithology	LAB	3.00	1				
11:00 AM	12:15 PM	TR	BIO 438 211	Ornithology	LEC	3.00	19	3.00	20	60	83%
11:00 AM	12:15 PM	TR	BIO 538 211	Ornithology	LEC	3.00	1				
2:30 PM	5:20 PM	R	BIO 335 414	Survey of Fishes, Amphibians and Re	LAB	3.00	18	3.00	21	63	88%
2:30 PM	5:20 PM	R	BIO 535 414	Survey of Fishes, Amphibians and Re	LAB	3.00	3				
2:30 PM	5:20 PM	T	BIO 330 214	Plant Taxonomy	LAB	3.00	20	3.00	23	69	96%
2:30 PM	5:20 PM	T	BIO 530 214	Plant Taxonomy	LAB	3.00	3				
2:30 PM	5:20 PM	W	BIO 360 314	Ecology	LAB	3.00	22	3.00	22	66	92%

NOTE: Concurrent sessions are counted as one section; WRH = Weekly Room Hours; WSCH = Weekly Student Contact Hours

Scheduled Utilization

ROSS HALL • ROSS 1611

Room Use Code: Teaching Lab

Department: Biological Sciences		Capacity: 24	
Average Enrollment: 15	Assignable Square Feet: 1,246	Assignable Sq. Ft. Per Station: 52	
Weekly Student Contact Hours: 102	Weekly Room Hours: 7.5	Hours in Use Student Station Occupancy: 57%	

	MON	TUE	WED	THU	FRI
7:00 AM					
8:00 AM					
9:00 AM					
10:00 AM					
11:00 AM					
12:00 PM					
1:00 PM					
2:00 PM					
3:00 PM					
4:00 PM					
5:00 PM					
6:00 PM					
7:00 PM					
8:00 PM					
9:00 PM					
10:00 PM					

Graph represents most popular start times and each block does not represent the same amount of time.

Start Time	End Time	Days	Course		COURSE			SECTION			
					TYPE	WRH	Enroll-ment	WRH	Enroll-ment	WSCH	Student Station Occupancy %
8:00 AM	12:30 PM	T	BIO 442 208	Molecular and Cellular Laboratory	LAB	4.50	6	4.50	8	36	33%
8:00 AM	12:30 PM	T	BIO 542 208	Molecular and Cellular Laboratory	LAB	4.50	2				
11:00 AM	1:50 PM	R	BIO 220 411	Genetics	LAB	3.00	22	3.00	22	66	92%

NOTE: Concurrent sessions are counted as one section; WRH = Weekly Room Hours; WSCH = Weekly Student Contact Hours

Scheduled Utilization

ROSS HALL • ROSS 1671

Room Use Code: Teaching Lab

Department: Biological Sciences		Capacity: 24
Average Enrollment: 19	Assignable Square Feet: 1,222	Assignable Sq. Ft. Per Station: 51
Weekly Student Contact Hours: 114	Weekly Room Hours: 6.0	Hours in Use Student Station Occupancy: 79%

	MON	TUE	WED	THU	FRI
7:00 AM					
8:00 AM					
9:00 AM					
10:00 AM					
11:00 AM					
12:00 PM					
1:00 PM					
2:00 PM					
3:00 PM					
4:00 PM					
5:00 PM					
6:00 PM					
7:00 PM					
8:00 PM					
9:00 PM					
10:00 PM					

Graph represents most popular start times and each block does not represent the same amount of time.

Start Time	End Time	Days	Course		COURSE			SECTION			
					TYPE	WRH	Enroll-ment	WRH	Enroll-ment	WSCH	Student Station Occupancy %
10:10 AM	11:00 AM	MWF	BIO 555 010	Reproductive and Developmental Biol	LEC	3.00	20	3.00	20	60	83%
12:00 PM	2:50 PM	R	BIO 354 412	General Plant Physiology	LAB	3.00	18	3.00	18	54	75%

NOTE: Concurrent sessions are counted as one section; WRH = Weekly Room Hours; WSCH = Weekly Student Contact Hours

Scheduled Utilization

ROSS HALL • ROSS 2261

Room Use Code: Teaching Lab

Department: Dean, Natural & Health Sciences		Capacity: 38
Average Enrollment: 18	Assignable Square Feet: 1,008	Assignable Sq. Ft. Per Station: 27
Weekly Student Contact Hours: 54	Weekly Room Hours: 3.0	Hours in Use Student Station Occupancy: 47%

	MON	TUE	WED	THU	FRI
7:00 AM					
8:00 AM					
9:00 AM					
10:00 AM					
11:00 AM					
12:00 PM					
1:00 PM					
2:00 PM					
3:00 PM					
4:00 PM					
5:00 PM					
6:00 PM					
7:00 PM					
8:00 PM					
9:00 PM					
10:00 PM					

Graph represents most popular start times and each block does not represent the same amount of time.

					COURSE			SECTION			
Start Time	End Time	Days	Course		TYPE	WRH	Enroll-ment	WRH	Enroll-ment	WSCH	Student Station Occupancy %
2:45 PM	5:15 PM	W	SCI 291 008	Scientific Writing	LEC	3.00	18	3.00	18	54	47%

NOTE: Concurrent sessions are counted as one section; WRH = Weekly Room Hours; WSCH = Weekly Student Contact Hours

UNIVERSITY OF NORTHERN COLORADO

Scheduled Utilization

ROSS HALL • ROSS 2280

Room Use Code: Teaching Lab

Department: Science Education

Capacity: 30

Average
Enrollment: 25Assignable
Square Feet: 1,243Assignable Sq. Ft.
Per Station: 41Weekly Student
Contact Hours: 842Weekly
Room Hours: 33.0Hours in Use Student
Station Occupancy: 85%

	MON	TUE	WED	THU	FRI
7:00 AM					
8:00 AM					
9:00 AM					
10:00 AM					
11:00 AM					
12:00 PM					
1:00 PM					
2:00 PM					
3:00 PM					
4:00 PM					
5:00 PM					
6:00 PM					
7:00 PM					
8:00 PM					
9:00 PM					
10:00 PM					

Graph represents most popular start times and each block does not represent the same amount of time.

					COURSE			SECTION			
Start Time	End Time	Days	Course		TYPE	WRH	Enroll-ment	WRH	Enroll-ment	WSCH	Student Station Occupancy %
8:00 AM	8:50 AM	MWF	SCI 465 002	Principles of Scientific Inquiry: Findin	LEC	3.00	27	3.00	27	81	90%
8:00 AM	9:50 AM	R	SCED 475 142	Teaching Sceince in the Elementary	LAB	2.00	30	2.00	30	60	100%
8:00 AM	9:40 AM	T	SCED 475 002	Teaching Sceince in the Elementary	LEC	2.00	30	2.00	30	60	100%
10:10 AM	11:00 AM	MWF	SCI 465 004	Principles of Scientific Inquiry: Findin	LEC	3.00	27	3.00	27	81	90%
10:15 AM	12:05 PM	R	SCED 475 410	Teaching Sceince in the Elementary	LAB	2.00	16	2.00	16	32	53%
10:15 AM	11:55 AM	T	SCED 475 010	Teaching Sceince in the Elementary	LEC	2.00	16	2.00	16	32	53%
11:15 AM	12:55 PM	M	SCED 475 005	Teaching Sceince in the Elementary	LEC	2.00	29	2.00	29	58	97%
11:15 AM	1:05 PM	W	SCED 475 135	Teaching Sceince in the Elementary	LAB	2.00	29	2.00	29	58	97%
1:25 PM	3:15 PM	F	SCED 475 023	Teaching Sceince in the Elementary	LAB	2.00	29	2.00	29	58	97%
1:25 PM	3:05 PM	M	SCED 475 013	Teaching Sceince in the Elementary	LEC	2.00	29	2.00	29	58	97%
2:30 PM	4:20 PM	R	SCI 265 148	Physical Science Concepts	LAB	2.00	24	2.00	24	48	80%
2:30 PM	4:20 PM	T	SCI 265 128	Physical Science Concepts	LAB	2.00	23	2.00	23	46	77%
4:30 PM	5:45 PM	TR	SCI 465 022	Principles of Scientific Inquiry: Findin	LEC	3.00	26	3.00	26	78	87%
6:00 PM	7:50 PM	M	SCI 265 112	Physical Science Concepts	LAB	2.00	23	2.00	23	46	77%
6:00 PM	7:50 PM	W	SCI 265 139	Physical Science Concepts	LAB	2.00	23	2.00	23	46	77%

NOTE: Concurrent sessions are counted as one section; WRH = Weekly Room Hours; WSCH = Weekly Student Contact Hours

UNIVERSITY OF NORTHERN COLORADO

Scheduled Utilization

ROSS HALL • ROSS 2335

Room Use Code: Teaching Lab

Department: Biological Sciences	Capacity: 24
Average Enrollment: 21	Assignable Square Feet: 1,011
Weekly Student Contact Hours: 489	Assignable Sq. Ft. Per Station: 42
	Hours in Use Student Station Occupancy: 85%
Weekly Room Hours: 24.0	

	MON	TUE	WED	THU	FRI
7:00 AM					
8:00 AM					
9:00 AM					
10:00 AM					
11:00 AM					
12:00 PM					
1:00 PM					
2:00 PM					
3:00 PM					
4:00 PM					
5:00 PM					
6:00 PM					
7:00 PM					
8:00 PM					
9:00 PM					
10:00 PM					

Graph represents most popular start times and each block does not represent the same amount of time.

					COURSE			SECTION			
Start Time	End Time	Days	Course		TYPE	WRH	Enroll-ment	WRH	Enroll-ment	WSCH	Student Station Occupancy %
7:00 AM	9:50 AM	R	BIO 246 407	Advanced Human Anatomy and Phys	LAB	3.00	20	3.00	20	60	83%
9:05 AM	9:55 AM	M	BIO 102 109	Success in Biology I	LEC	1.00	23	1.00	23	23	96%
10:00 AM	12:50 PM	R	BIO 246 410	Advanced Human Anatomy and Phys	LAB	3.00	23	3.00	23	69	96%
11:15 AM	12:05 PM	M	BIO 102 111	Success in Biology I	LEC	1.00	23	1.00	23	23	96%
12:20 PM	1:10 PM	M	BIO 102 112	Success in Biology I	LEC	1.00	17	1.00	17	17	71%
1:00 PM	3:50 PM	R	BIO 246 413	Advanced Human Anatomy and Phys	LAB	3.00	24	3.00	24	72	100%
4:00 PM	6:50 PM	R	BIO 246 416	Advanced Human Anatomy and Phys	LAB	3.00	20	3.00	20	60	83%
4:00 PM	6:50 PM	W	BIO 246 316	Advanced Human Anatomy and Phys	LAB	3.00	24	3.00	24	72	100%
7:00 PM	9:50 PM	R	BIO 246 419	Advanced Human Anatomy and Phys	LAB	3.00	12	3.00	12	36	50%
7:00 PM	9:50 PM	W	BIO 246 319	Advanced Human Anatomy and Phys	LAB	3.00	19	3.00	19	57	79%

NOTE: Concurrent sessions are counted as one section; WRH = Weekly Room Hours; WSCH = Weekly Student Contact Hours

UNIVERSITY OF NORTHERN COLORADO

Scheduled Utilization

ROSS HALL • ROSS 2380

Room Use Code: Teaching Lab

Department: Biological Sciences	Capacity: 24
Average Enrollment: 22	Assignable Square Feet: 939
Weekly Student Contact Hours: 387	Assignable Sq. Ft. Per Station: 39
	Hours in Use Student Station Occupancy: 90%
Weekly Room Hours: 18.0	

	MON	TUE	WED	THU	FRI
7:00 AM					
8:00 AM					
9:00 AM					
10:00 AM					
11:00 AM					
12:00 PM					
1:00 PM					
2:00 PM					
3:00 PM					
4:00 PM					
5:00 PM					
6:00 PM					
7:00 PM					
8:00 PM					
9:00 PM					
10:00 PM					

Graph represents most popular start times and each block does not represent the same amount of time.

					COURSE			SECTION			
Start Time	End Time	Days	Course		TYPE	WRH	Enroll-ment	WRH	Enroll-ment	WSCH	Student Station Occupancy %
8:00 AM	10:50 AM	R	BIO 111 408	Survey of Organismal Biology	LAB	3.00	21	3.00	21	63	88%
10:00 AM	11:50 AM	T	BIO 265 210	Life Science Concepts	LAB	2.00	24	2.00	24	48	100%
11:00 AM	1:50 PM	R	BIO 111 411	Survey of Organismal Biology	LAB	3.00	23	3.00	23	69	96%
1:00 PM	2:50 PM	T	BIO 265 213	Life Science Concepts	LAB	2.00	24	2.00	24	48	100%
2:00 PM	4:50 PM	R	BIO 111 414	Survey of Organismal Biology	LAB	3.00	13	3.00	13	39	54%
2:30 PM	5:20 PM	W	BIO 360 338	Ecology	LAB	3.00	24	3.00	24	72	100%
3:00 PM	4:50 PM	T	BIO 265 215	Life Science Concepts	LAB	2.00	24	2.00	24	48	100%

NOTE: Concurrent sessions are counted as one section; WRH = Weekly Room Hours; WSCH = Weekly Student Contact Hours

UNIVERSITY OF NORTHERN COLORADO

Scheduled Utilization

ROSS HALL • ROSS 2385

Room Use Code: Teaching Lab

Department: Biological Sciences	Capacity: 24
Average Enrollment: 21	Assignable Square Feet: 1,113
Weekly Student Contact Hours: 696	Assignable Sq. Ft. Per Station: 46
	Hours in Use Student Station Occupancy: 88%
	Weekly Room Hours: 33.0

	MON	TUE	WED	THU	FRI
7:00 AM					
8:00 AM					
9:00 AM					
10:00 AM					
11:00 AM					
12:00 PM					
1:00 PM					
2:00 PM					
3:00 PM					
4:00 PM					
5:00 PM					
6:00 PM					
7:00 PM					
8:00 PM					
9:00 PM					
10:00 PM					

Graph represents most popular start times and each block does not represent the same amount of time.

					COURSE			SECTION			
Start Time	End Time	Days	Course		TYPE	WRH	Enroll-ment	WRH	Enroll-ment	WSCH	Student Station Occupancy %
7:00 AM	9:50 AM	T	BIO 245 207	Introduction to Human Anatomy and	LAB	3.00	21	3.00	21	63	88%
9:00 AM	11:50 AM	R	BIO 341 409	Human Anatomy	LAB	3.00	23	3.00	23	69	96%
10:00 AM	12:50 PM	T	BIO 245 210	Introduction to Human Anatomy and	LAB	3.00	22	3.00	22	66	92%
12:00 PM	2:50 PM	R	BIO 341 412	Human Anatomy	LAB	3.00	21	3.00	21	63	88%
1:00 PM	3:50 PM	T	BIO 245 213	Introduction to Human Anatomy and	LAB	3.00	25	3.00	25	75	104%
3:00 PM	5:50 PM	R	BIO 341 415	Human Anatomy	LAB	3.00	24	3.00	24	72	100%
4:00 PM	6:50 PM	M	BIO 245 116	Introduction to Human Anatomy and	LAB	3.00	26	3.00	26	78	108%
4:00 PM	6:50 PM	T	BIO 245 216	Introduction to Human Anatomy and	LAB	3.00	23	3.00	23	69	96%
6:00 PM	8:50 PM	W	BIO 341 318	Human Anatomy	LAB	3.00	17	3.00	17	51	71%
7:00 PM	9:50 PM	M	BIO 245 119	Introduction to Human Anatomy and	LAB	3.00	17	3.00	17	51	71%
7:00 PM	9:50 PM	T	BIO 245 219	Introduction to Human Anatomy and	LAB	3.00	13	3.00	13	39	54%

NOTE: Concurrent sessions are counted as one section; WRH = Weekly Room Hours; WSCH = Weekly Student Contact Hours

Scheduled Utilization

ROSS HALL • ROSS 2685

Room Use Code: Teaching Lab

Department:	Chemistry & Biochemistry	Capacity:	24
Average Enrollment:	20	Assignable Square Feet:	1,887
Weekly Student Contact Hours:	291	Weekly Room Hours:	14.4
		Assignable Sq. Ft. Per Station:	79
		Hours in Use Student Station Occupancy:	84%

	MON	TUE	WED	THU	FRI
7:00 AM					
8:00 AM					
9:00 AM					
10:00 AM					
11:00 AM					
12:00 PM					
1:00 PM					
2:00 PM					
3:00 PM					
4:00 PM					
5:00 PM					
6:00 PM					
7:00 PM					
8:00 PM					
9:00 PM					
10:00 PM					

Graph represents most popular start times and each block does not represent the same amount of time.

Start Time	End Time	Days	Course	COURSE			SECTION			
				TYPE	WRH	Enroll-ment	WRH	Enroll-ment	WSCH	Student Station Occupancy %
8:00 AM	10:50 AM	TR	CHEM 321 172 Chemical Analysis	LAB	5.70	21	5.70	21	120	88%
2:30 PM	5:20 PM	MW	CHEM 321 168 Chemical Analysis	LAB	5.70	20	5.70	20	114	83%
2:30 PM	5:20 PM	R	CHEM 381 148 Principles of Biochemistry	LAB	3.00	19	3.00	19	57	79%

NOTE: Concurrent sessions are counted as one section; WRH = Weekly Room Hours; WSCH = Weekly Student Contact Hours

UNIVERSITY OF NORTHERN COLORADO

Scheduled Utilization

ROSS HALL • ROSS 3220

Room Use Code: Teaching Lab

Department: Geology

Capacity: 24

Average
Enrollment: 22Assignable
Square Feet: 1,216Assignable Sq. Ft.
Per Station: 51Weekly Student
Contact Hours: 300Weekly
Room Hours: 13.5Hours in Use Student
Station Occupancy: 92%

	MON	TUE	WED	THU	FRI
7:00 AM					
8:00 AM					
9:00 AM					
10:00 AM					
11:00 AM					
12:00 PM					
1:00 PM					
2:00 PM					
3:00 PM					
4:00 PM					
5:00 PM					
6:00 PM					
7:00 PM					
8:00 PM					
9:00 PM					
10:00 PM					

Graph represents most popular start times and each block does not represent the same amount of time.

Start Time	End Time	Days	Course	COURSE			SECTION			
				TYPE	WRH	Enroll-ment	WRH	Enroll-ment	WSCH	Student Station Occupancy %
9:30 AM	10:45 AM	TR	GEOL 390 003 Colorado Geology	LEC	3.00	19	3.00	19	57	79%
12:30 PM	1:20 PM	TR	GEOL 340 006 Paleontology	LEC	2.00	18	2.00	21	42	88%
12:30 PM	1:20 PM	TR	GEOL 540 006 Paleontology	LEC	2.00	3				
1:25 PM	2:14 PM	MWF	GEOL 320 026 Mineralogy	LEC	2.50	25	2.50	25	63	104%
2:00 PM	4:45 PM	T	GEOL 340 108 Paleontology	LAB	3.00	18	3.00	21	63	88%
2:00 PM	4:45 PM	T	GEOL 540 108 Paleontology	LAB	3.00	3				
2:15 PM	4:45 PM	M	GEOL 320 127 Mineralogy	LAB	3.00	25	3.00	25	75	104%

NOTE: Concurrent sessions are counted as one section; WRH = Weekly Room Hours; WSCH = Weekly Student Contact Hours

UNIVERSITY OF NORTHERN COLORADO

Scheduled Utilization

ROSS HALL • ROSS 3240

Room Use Code: Teaching Lab

Department: Earth Sciences & Physics	Capacity: 30
Average Enrollment: 18	Assignable Square Feet: 1,124
Weekly Student Contact Hours: 295	Assignable Sq. Ft. Per Station: 37
Weekly Room Hours: 15.5	Hours in Use Student Station Occupancy: 63%

	MON	TUE	WED	THU	FRI
7:00 AM					
8:00 AM					
9:00 AM					
10:00 AM					
11:00 AM					
12:00 PM					
1:00 PM					
2:00 PM					
3:00 PM					
4:00 PM					
5:00 PM					
6:00 PM					
7:00 PM					
8:00 PM					
9:00 PM					
10:00 PM					

Graph represents most popular start times and each block does not represent the same amount of time.

				COURSE			SECTION				
Start Time	End Time	Days	Course	TYPE	WRH	Enroll-ment	WRH	Enroll-ment	WSCH	Student Station Occupancy %	
9:30 AM	12:15 PM	T	GEOL 201 103	Physical Geology	LAB	3.00	21	3.00	21	63	70%
12:20 PM	1:10 PM	MWF	MIND 294 001	Revolutions in Science	LEC	3.00	22	3.00	22	66	73%
1:00 PM	3:45 PM	T	GEOL 201 107	Physical Geology	LAB	3.00	13	3.00	13	39	43%
2:30 PM	3:20 PM	MWF	OCN 301 008	Physical and Chemical Oceanograph	LEC	3.00	23	3.00	23	69	77%
3:35 PM	5:05 PM	F	ESCI 599 009	Seminar in Earth Sciences	SEM	1.50	8	1.50	8	12	27%
3:35 PM	5:30 PM	W	OCN 301 109	Physical and Chemical Oceanograph	LAB	2.00	23	2.00	23	46	77%

NOTE: Concurrent sessions are counted as one section; WRH = Weekly Room Hours; WSCH = Weekly Student Contact Hours

UNIVERSITY OF NORTHERN COLORADO

Scheduled Utilization

ROSS HALL • ROSS 3250

Room Use Code: Teaching Lab

Department: Geology		Capacity: 24
Average Enrollment: 21	Assignable Square Feet: 1,074	Assignable Sq. Ft. Per Station: 45
Weekly Student Contact Hours: 712	Weekly Room Hours: 34.0	Hours in Use Student Station Occupancy: 87%

	MON	TUE	WED	THU	FRI
7:00 AM					
8:00 AM					
9:00 AM					
10:00 AM					
11:00 AM					
12:00 PM					
1:00 PM					
2:00 PM					
3:00 PM					
4:00 PM					
5:00 PM					
6:00 PM					
7:00 PM					
8:00 PM					
9:00 PM					
10:00 PM					

Graph represents most popular start times and each block does not represent the same amount of time.

Start Time	End Time	Days	Course	COURSE			SECTION			
				TYPE	WRH	Enroll-ment	WRH	Enroll-ment	WSCH	Student Station Occupancy %
10:00 AM	11:50 AM	M	ESCI 265 134 Earth Science Concepts for Elementa	LAB	2.00	22	2.00	22	44	92%
10:10 AM	12:05 PM	F	ESCI 265 124 Earth Science Concepts for Elementa	LAB	2.00	23	2.00	23	46	96%
10:10 AM	12:05 PM	T	GEOL 100 104 General Geology	LAB	2.00	22	2.00	22	44	92%
10:10 AM	12:05 PM	W	ESCI 265 104 Earth Science Concepts for Elementa	LAB	2.00	23	2.00	23	46	96%
12:00 PM	1:50 PM	M	ESCI 265 106 Earth Science Concepts for Elementa	LAB	2.00	24	2.00	24	48	100%
12:30 PM	2:25 PM	T	GEOL 100 106 General Geology	LAB	2.00	24	2.00	24	48	100%
1:25 PM	3:20 PM	W	ESCI 265 107 Earth Science Concepts for Elementa	LAB	2.00	24	2.00	24	48	100%
2:40 PM	4:35 PM	T	GEOL 100 108 General Geology	LAB	2.00	21	2.00	21	42	88%
3:00 PM	4:50 PM	R	ESCI 265 129 Earth Science Concepts for Elementa	LAB	2.00	24	2.00	24	48	100%
3:35 PM	5:30 PM	M	GEOL 100 OM2 General Geology	LAB	2.00	16	2.00	16	32	67%
3:35 PM	5:30 PM	W	GEOL 100 129 General Geology	LAB	2.00	22	2.00	22	44	92%
4:50 PM	6:45 PM	T	GEOL 100 115 General Geology	LAB	2.00	23	2.00	23	46	96%
5:00 PM	6:55 PM	R	GEOL 100 117 General Geology	LAB	2.00	19	2.00	19	38	79%
7:00 PM	8:55 PM	M	GEOL 100 112 General Geology	LAB	2.00	23	2.00	23	46	96%
7:00 PM	8:55 PM	R	GEOL 100 118 General Geology	LAB	2.00	7	2.00	7	14	29%
7:00 PM	8:55 PM	T	GEOL 100 114 General Geology	LAB	2.00	20	2.00	20	40	83%
7:00 PM	8:55 PM	W	GEOL 100 116 General Geology	LAB	2.00	19	2.00	19	38	79%

NOTE: Concurrent sessions are counted as one section; WRH = Weekly Room Hours; WSCH = Weekly Student Contact Hours

UNIVERSITY OF NORTHERN COLORADO

Scheduled Utilization

ROSS HALL • ROSS 3265

Room Use Code: Teaching Lab

Department: Earth Sciences & Physics

Capacity: 24

Average
Enrollment: 16Assignable
Square Feet: 1,145Assignable Sq. Ft.
Per Station: 48Weekly Student
Contact Hours: 288Weekly
Room Hours: 20.8Hours in Use Student
Station Occupancy: 58%

	MON	TUE	WED	THU	FRI
7:00 AM					
8:00 AM					
9:00 AM					
10:00 AM					
11:00 AM					
12:00 PM					
1:00 PM					
2:00 PM					
3:00 PM					
4:00 PM					
5:00 PM					
6:00 PM					
7:00 PM					
8:00 PM					
9:00 PM					
10:00 PM					

Graph represents most popular start times and each block does not represent the same amount of time.

					COURSE			SECTION			
Start Time	End Time	Days	Course		TYPE	WRH	Enroll-ment	WRH	Enroll-ment	WSCH	Student Station Occupancy %
8:00 AM	9:50 AM	R	MET 205 102	General Meteorology	LAB	2.00	23	2.00	23	46	96%
9:30 AM	11:20 AM	T	MET 205 103	General Meteorology	LAB	2.00	21	2.00	21	42	88%
10:10 AM	11:00 AM	MWF	MET 401 004	Dynamic Meteorology I	LEC	3.00	14	3.00	14	42	58%
10:10 AM	12:00 PM	R	MET 205 104	General Meteorology	LAB	2.00	24	2.00	24	48	100%
1:25 PM	2:15 PM	MWF	MET 451 007	Climatology	LEC	3.00	9	3.00	9	27	38%
2:00 PM	3:15 PM	TR	MET 470 005	Satellite Meteorology	LEC	3.00	18	3.00	18	54	75%
3:35 PM	6:30 PM	MW	MET 442 009	Synoptic Meteorology Laboratory	LAB	5.80	5	5.80	5	29	21%

NOTE: Concurrent sessions are counted as one section; WRH = Weekly Room Hours; WSCH = Weekly Student Contact Hours

UNIVERSITY OF NORTHERN COLORADO

Scheduled Utilization

ROSS HALL • ROSS 3615

Room Use Code: Teaching Lab

Department: Chemistry & Biochemistry

Capacity: 25

Average Enrollment: 20

Assignable Square Feet: 1,256

Assignable Sq. Ft. Per Station: 50

Weekly Student Contact Hours: 587

Weekly Room Hours: 29.0

Hours in Use Student Station Occupancy: 81%

	MON	TUE	WED	THU	FRI
7:00 AM					
8:00 AM					
9:00 AM					
10:00 AM					
11:00 AM					
12:00 PM					
1:00 PM					
2:00 PM					
3:00 PM					
4:00 PM					
5:00 PM					
6:00 PM					
7:00 PM					
8:00 PM					
9:00 PM					
10:00 PM					

Graph represents most popular start times and each block does not represent the same amount of time.

Start Time	End Time	Days	Course	COURSE			SECTION			
				TYPE	WRH	Enrollment	WRH	Enrollment	WSCH	Student Station Occupancy %
8:00 AM	10:50 AM	R	CHEM 281 142 Fundamentals of Biochemistry	LAB	3.00	22	3.00	22	66	88%
11:15 AM	1:05 PM	R	CHEM 281 145 Fundamentals of Biochemistry	LAB	2.00	19	2.00	19	38	76%
2:00 PM	4:50 PM	R	CHEM 281 148 Fundamentals of Biochemistry	LAB	3.00	20	3.00	20	60	80%
2:30 PM	5:20 PM	M	CHEM 281 118 Fundamentals of Biochemistry	LAB	3.00	20	3.00	20	60	80%
2:30 PM	5:20 PM	T	CHEM 281 128 Fundamentals of Biochemistry	LAB	3.00	22	3.00	22	66	88%
2:30 PM	5:20 PM	W	CHEM 281 138 Fundamentals of Biochemistry	LAB	3.00	22	3.00	22	66	88%
6:00 PM	8:50 PM	M	CHEM 281 119 Fundamentals of Biochemistry	LAB	3.00	23	3.00	23	69	92%
6:00 PM	8:50 PM	R	CHEM 281 149 Fundamentals of Biochemistry	LAB	3.00	14	3.00	14	42	56%
6:00 PM	8:50 PM	T	CHEM 281 129 Fundamentals of Biochemistry	LAB	3.00	19	3.00	19	57	76%
6:00 PM	8:50 PM	W	CHEM 281 139 Fundamentals of Biochemistry	LAB	3.00	21	3.00	21	63	84%

NOTE: Concurrent sessions are counted as one section; WRH = Weekly Room Hours; WSCH = Weekly Student Contact Hours

Scheduled Utilization

ROSS HALL • ROSS 3650

Room Use Code: Teaching Lab

Department:	Chemistry & Biochemistry	Capacity:	24
Average Enrollment:	17	Assignable Square Feet:	1,491
Weekly Student Contact Hours:	414	Assignable Sq. Ft. Per Station:	62
		Hours in Use Student Station Occupancy:	72%
		Weekly Room Hours:	24.0

	MON	TUE	WED	THU	FRI
7:00 AM					
8:00 AM					
9:00 AM					
10:00 AM					
11:00 AM					
12:00 PM					
1:00 PM					
2:00 PM					
3:00 PM					
4:00 PM					
5:00 PM					
6:00 PM					
7:00 PM					
8:00 PM					
9:00 PM					
10:00 PM					

Graph represents most popular start times and each block does not represent the same amount of time.

Start Time	End Time	Days	Course	COURSE			SECTION			
				TYPE	WRH	Enroll-ment	WRH	Enroll-ment	WSCH	Student Station Occupancy %
8:00 AM	10:50 AM	R	CHEM 331 142 Organic Chemistry I	LAB	3.00	18	3.00	18	54	75%
11:00 AM	1:50 PM	R	CHEM 331 145 Organic Chemistry I	LAB	3.00	18	3.00	18	54	75%
2:00 PM	4:50 PM	R	CHEM 331 148 Organic Chemistry I	LAB	3.00	17	3.00	17	51	71%
2:30 PM	5:20 PM	T	CHEM 331 128 Organic Chemistry I	LAB	3.00	17	3.00	17	51	71%
2:30 PM	5:20 PM	W	CHEM 331 138 Organic Chemistry I	LAB	3.00	17	3.00	17	51	71%
6:00 PM	8:50 PM	R	CHEM 331 149 Organic Chemistry I	LAB	3.00	18	3.00	18	54	75%
6:00 PM	8:50 PM	T	CHEM 331 129 Organic Chemistry I	LAB	3.00	15	3.00	15	45	63%
6:00 PM	8:50 PM	W	CHEM 331 139 Organic Chemistry I	LAB	3.00	18	3.00	18	54	75%

NOTE: Concurrent sessions are counted as one section; WRH = Weekly Room Hours; WSCH = Weekly Student Contact Hours

UNIVERSITY OF NORTHERN COLORADO

Scheduled Utilization

ROSS HALL • ROSS 3655

Room Use Code: Teaching Lab

Department: Chemistry & Biochemistry

Capacity: 24

Average
Enrollment: 23Assignable
Square Feet: 1,224Assignable Sq. Ft.
Per Station: 51Weekly Student
Contact Hours: 756Weekly
Room Hours: 33.0Hours in Use Student
Station Occupancy: 95%

	MON	TUE	WED	THU	FRI
7:00 AM					
8:00 AM					
9:00 AM					
10:00 AM					
11:00 AM					
12:00 PM					
1:00 PM					
2:00 PM					
3:00 PM					
4:00 PM					
5:00 PM					
6:00 PM					
7:00 PM					
8:00 PM					
9:00 PM					
10:00 PM					

Graph represents most popular start times and each block does not represent the same amount of time.

Start Time	End Time	Days	Course	COURSE			SECTION			
				TYPE	WRH	Enrollment	WRH	Enrollment	WSCH	Student Station Occupancy %
8:00 AM	10:50 AM	R	CHEM 111 142 Principles of Chemistry I	LAB	3.00	23	3.00	23	69	96%
11:10 AM	2:00 PM	R	CHEM 111 145 Principles of Chemistry I	LAB	3.00	21	3.00	21	63	88%
11:15 AM	2:05 PM	T	CHEM 111 125 Principles of Chemistry I	LAB	3.00	24	3.00	24	72	100%
2:05 PM	4:50 PM	R	CHEM 111 148 Principles of Chemistry I	LAB	3.00	24	3.00	24	72	100%
2:30 PM	5:20 PM	M	CHEM 111 118 Principles of Chemistry I	LAB	3.00	22	3.00	22	66	92%
2:30 PM	5:20 PM	T	CHEM 111 128 Principles of Chemistry I	LAB	3.00	24	3.00	24	72	100%
2:30 PM	5:20 PM	W	CHEM 111 138 Principles of Chemistry I	LAB	3.00	22	3.00	22	66	92%
6:00 PM	8:50 PM	M	CHEM 111 119 Principles of Chemistry I	LAB	3.00	23	3.00	23	69	96%
6:00 PM	8:50 PM	R	CHEM 111 149 Principles of Chemistry I	LAB	3.00	24	3.00	24	72	100%
6:00 PM	8:50 PM	T	CHEM 111 129 Principles of Chemistry I	LAB	3.00	25	3.00	25	75	104%
6:00 PM	8:50 PM	W	CHEM 111 139 Principles of Chemistry I	LAB	3.00	20	3.00	20	60	83%

NOTE: Concurrent sessions are counted as one section; WRH = Weekly Room Hours; WSCH = Weekly Student Contact Hours

UNIVERSITY OF NORTHERN COLORADO

Scheduled Utilization

ROSS HALL • ROSS 3675

Room Use Code: Teaching Lab

Department: Chemistry & Biochemistry	Capacity: 24
Average Enrollment: 19	Assignable Square Feet: 1,224
Weekly Student Contact Hours: 507	Assignable Sq. Ft. Per Station: 51
	Hours in Use Student Station Occupancy: 78%
Weekly Room Hours: 27.0	

	MON	TUE	WED	THU	FRI
7:00 AM					
8:00 AM					
9:00 AM					
10:00 AM					
11:00 AM					
12:00 PM					
1:00 PM					
2:00 PM					
3:00 PM					
4:00 PM					
5:00 PM					
6:00 PM					
7:00 PM					
8:00 PM					
9:00 PM					
10:00 PM					

Graph represents most popular start times and each block does not represent the same amount of time.

Start Time	End Time	Days	Course	COURSE			SECTION			
				TYPE	WRH	Enrollment	WRH	Enrollment	WSCH	Student Station Occupancy %
8:00 AM	10:50 AM	R	CHEM 102 142 Chemistry for Citizens Laboratory	LAB	3.00	16	3.00	16	48	67%
11:00 AM	1:50 PM	R	CHEM 102 145 Chemistry for Citizens Laboratory	LAB	3.00	20	3.00	20	60	83%
11:15 AM	2:05 PM	T	CHEM 111 225 Principles of Chemistry I	LAB	3.00	21	3.00	21	63	88%
2:30 PM	5:20 PM	M	CHEM 111 218 Principles of Chemistry I	LAB	3.00	23	3.00	23	69	96%
2:30 PM	5:20 PM	R	CHEM 112 148 Principles of Chemistry II	LAB	3.00	15	3.00	15	45	63%
2:30 PM	5:20 PM	W	CHEM 111 238 Principles of Chemistry I	LAB	3.00	25	3.00	25	75	104%
6:00 PM	8:50 PM	M	CHEM 111 219 Principles of Chemistry I	LAB	3.00	21	3.00	21	63	88%
6:00 PM	8:50 PM	R	CHEM 112 149 Principles of Chemistry II	LAB	3.00	9	3.00	9	27	38%
6:00 PM	8:50 PM	T	CHEM 111 229 Principles of Chemistry I	LAB	3.00	19	3.00	19	57	79%

NOTE: Concurrent sessions are counted as one section; WRH = Weekly Room Hours; WSCH = Weekly Student Contact Hours

