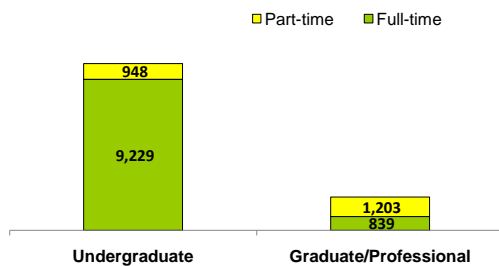


With our rich 118-year history, dedicated faculty, active students, and NCAA Division 1 athletic teams, the University of Northern Colorado is large enough to provide a true university experience and small enough to treat students as individuals. It's a place where you can stand out, not just fit in. You are the reason we exist, so we do everything possible to ensure your success. You'll benefit from personal interaction with enthusiastic teacher-scholars. You'll take part in a curriculum that actually prepares you for life. Plus, you'll be supported by advisors and special programs that help you make the most of your university experience.

Student Characteristics (Fall 2007) [More](#)

TOTAL NUMBER OF STUDENTS 12,219

Student Level and Enrollment Status



Undergraduate Success and Progress Rate [More](#)

Data used to build graph and table are not yet available

UNDERGRADUATE PROFILE

Total 10,177

Gender

Women	6,200	61%
Men	3,977	39%

Race/Ethnicity

African American / Black	304	3%
American Indian / Alaskan Native	131	1%
Asian / Pacific Islander	323	3%
Hispanic	821	8%
International	129	1%
White	7,931	78%
Race/Ethnicity Unknown	538	5%


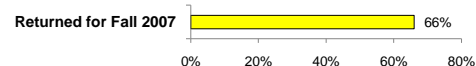
Geographic Distribution (Degree-Seeking)

Colorado	90%
Other US States & Territories	9%
Other Countries	1%

Age (Degree-Seeking)

Average Age	21
Percent of Undergraduates Age 25 or Older	9%

Retention of Fall 2006 First-Time, Full-time Students

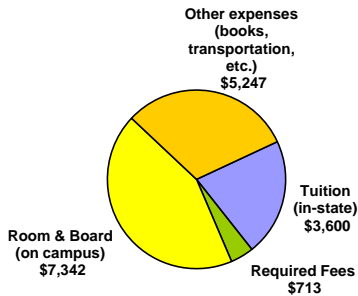


One of the strengths of U.S. higher education is the broad range of diverse institutions, each with its own distinctive mission. We encourage you to check out college web sites and visit campuses to get a more complete picture of the opportunities available to you!

Costs of Attendance and Financial Aid

[More](#)

Typical Undergraduate Costs per Year Without Financial Aid for Full-Time, In-State Students (2007-08)



Total: \$16,902

[CLICK HERE](#) for typical out-of-state costs and any discipline-specific tuition

The cost to attend varies based on the individual circumstances of students and may be reduced through grants and scholarships.

[CLICK HERE](#)
To get a cost estimate for students like you!

Financial Aid Awarded to Undergraduates (Fall 2006)

Overall Financial Aid

• 42% of Fall 2006 full-time undergraduates received financial aid of some type including need-based loans, work study, and non need-based scholarships.

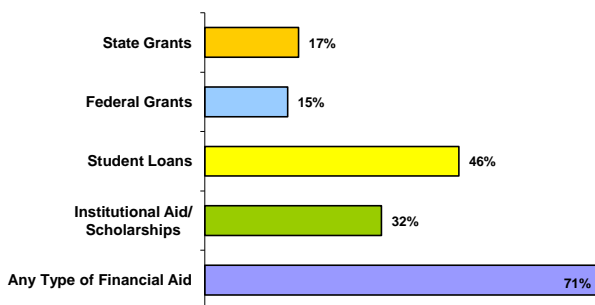
Annual Need-Based Scholarships & Grants

• 24% of Fall 2006 full-time undergraduates received need-based grants or scholarships; the average award for the year was \$5,143.

Annual Need-Based Loans

• 34% of Fall 2006 full-time undergraduates received need-based work-study and/or loans (not including parent loans); the average loan for the year was \$4,526.

Percent of Fall 2006 First-Time Students Receiving Each Type of Financial Aid

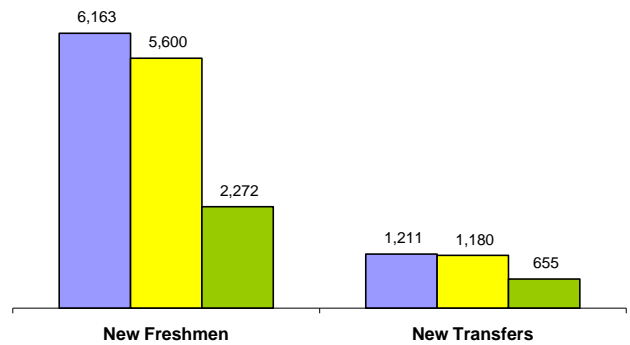


NOTE: Student may receive aid from more than one source.

Undergraduate Admissions

[More](#)

Applied Admitted Enrolled



Academic Preparation of New Freshman

Test(s) Required for Admission: ACT or SAT

Middle 50% of Test Score Range

	ACT	SAT
Composite	20-24	
Math	18-24	460-580
English	19-25	
Critical Reading		460-580

50% of admitted students have test scores within the ranges listed, 25% have scores above, and 25% have scores below.

Percent in top 25% of High School Graduating Class	32%
Percent in top 50% of High School Graduating Class	68%
Average High School GPA (4-point scale)	3.21

Degrees and Areas of Study

[More](#)

Degrees Awarded at UNC in 2006-07

Bachelor's	1,997
Master's	575
Doctoral	36
Total	2,608

Areas of Study with the Largest Number of Undergraduate Degrees Awarded in 2006-07

Interdisciplinary Studies	14%
Business/Marketing	13%
Health Professions and Related Sciences	11%
Parks and Recreation	8%
Visual and Performing Arts	8%
All other degree areas	46%
Total	100%

[CLICK HERE](#) for a list of undergraduate and graduate programs

The Bears Community

One of the most important aspects of college life is how you spend your time outside the classroom. At UNC the options for building on what you learn in your classes are as diverse as our students. Whether you are interested in music or politics, hobbies or sports, when you become a Bear, you'll find a place to connect with others who share your interests. College is a place for you to explore new interests, build life-long friends, and prepare for your future. UNC's academic, cultural, religious, service, sports, and professional clubs and organizations have one goal in mind--creating a well-rounded college experience where learning and fun come together for future success.



Study at UNC [More](#)

Classroom Environment

Students per Faculty	22 to 1
Undergraduate classes with fewer than 30 students	71%
Undergraduate classes with fewer than 50 students	87%

Full-Time Instructional Faculty

Total Faculty	445
% Women	52%
% from Minority Groups	9%
% with Highest Degree in Field	0%

Carnegie Classification of Institutional Characteristics

Basic Type

Doctoral/Research Universities

Size and Setting

Large four-year, primarily residential

Enrollment Profile

High undergraduate

Undergraduate Profile

Full-time four-year, selective, higher transfer-in

Undergraduate Instructional Program

Arts & sciences plus professions, high graduate coexistence

Graduate Instructional Program

Comprehensive doctoral (no medical/veterinary)

Student Housing [More](#)

92% of new freshmen live on campus
28% of all undergraduates live on campus

Campus Safety [More](#)

Safety is everyone's business at UNC. From our residence hall staff to our full service police agency, we aim to support a safe campus. Residence hall perimeter doors are locked at all times, and guests are required to sign in. UNC's comprehensive emergency response plan promotes timely and well-coordinated responses to any problem that might arise. By partnering with members of the UNC and Greeley communities, we work hard to maintain a campus that is safe and enjoyable for all.

[CLICK HERE](#) for Campus Crime Statistics report.

Future Plans of Bachelor's Degree Recipients [More](#)

Data used to build graph are not yet available

NOTE: Institutional classifications based on the Carnegie 2005 edition.

[CLICK HERE](#) for more information on Carnegie Classifications.

Student Experiences and Perceptions

Students who are actively involved in their own learning and development are more likely to be successful in college. Colleges and universities offer students a wide variety of opportunities both inside and outside the classroom to become engaged with new ideas, people, and experiences. Institutions measure the effectiveness of these opportunities in a variety of ways to better understand what types of activities and programs students find the most helpful.

[CLICK HERE](#) for examples of how UNC evaluates the experiences of its students.

In addition, institutions participating in the VSA program measure student involvement on campus using one of four national surveys.

Results from the survey are not yet available.

--	--

Student Learning Outcomes

All colleges and universities use multiple approaches to measure student learning. Many of these are specific to particular disciplines, many are coordinated with accrediting agencies, and many are based on outcomes after students have graduated. In addition, those institutions participating in the VSA measure increases in critical thinking, analytic reasoning, and written communication using one of three tests.

Student Learning Assessment at UNC

At UNC, a commitment to student learning is at the center of all we do. We strive to be a model community of teaching and learning that engages every individual in the institution, values the contributions of all, and seeks continual improvement through evaluation. We embrace the teacher/scholar model, with a goal of hiring the best faculty who are dedicated first and foremost to teaching. We define student success as transformational learning, achieved by weaving together our curricular and co-curricular programs to promote lifelong learning. To ensure that we are delivering on this commitment, we assess student learning at the course, program, and university levels, using our assessment results to improve the educational experience of our students.

[CLICK HERE](#) for examples of student learning assessment and outcomes at UNC

Pilot Project to Measure Core Learning Outcomes

Results from the pilot project using one of the three learning outcomes tests are not yet available.