



# FY2014 Research Performance Report

RSCW at UNC

Bob Houser, AVP for Research (acting)  
Research Advisory Council meeting  
12/3/2015



UNIVERSITY OF  
**NORTHERN  
COLORADO**

# R&D Expenditures

- The annual Higher Education Research & Development (HERD) survey is administered by the National Science Foundation (NSF) as a tool to measure university research performance.
- While proposal and award data represent all sponsored project activity types, R&D expenditures reflect only research and development activity.

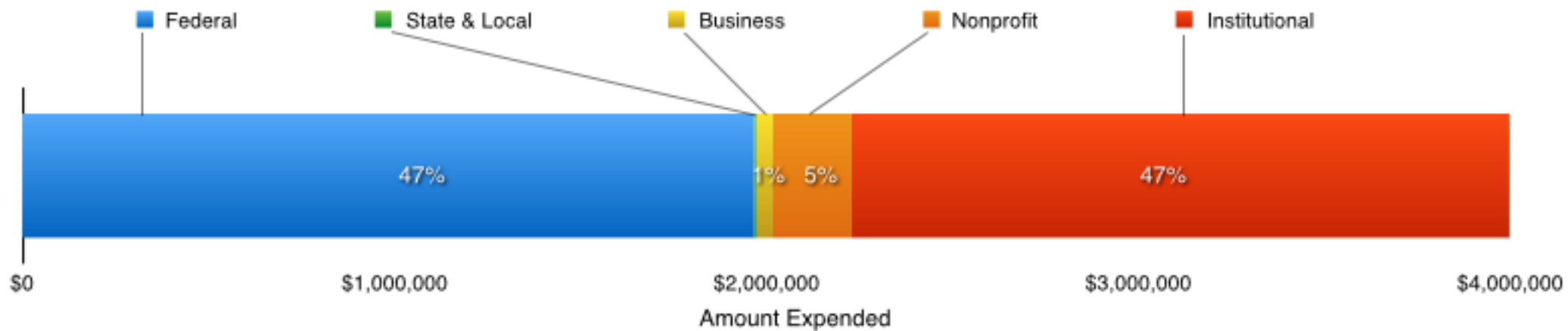


*UNC R&D Expenditures*

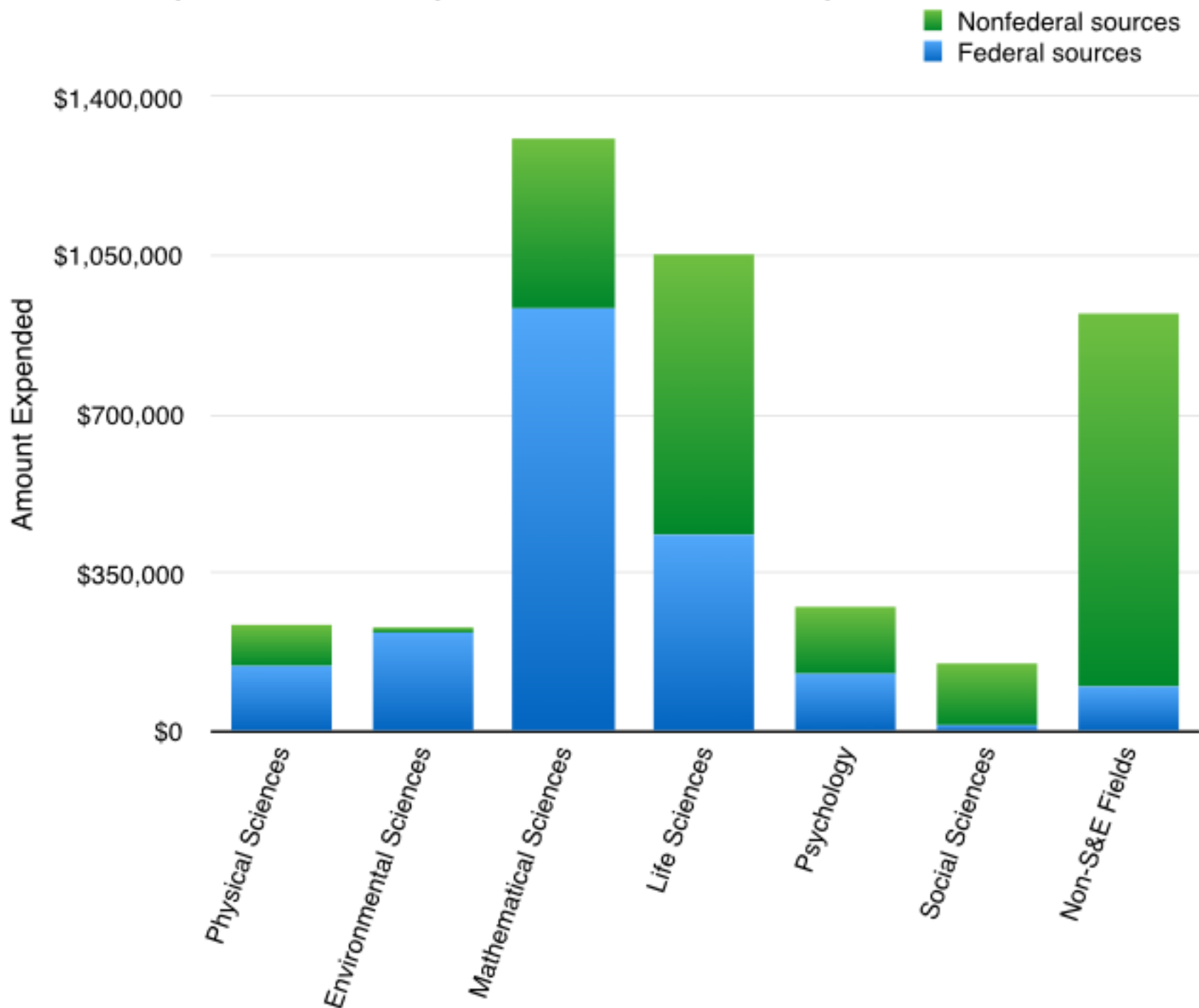
	2009	2010	2011	2012	2013	2014
Federal	\$1,828,000	\$2,082,000	\$1,681,000	\$1,373,000	\$1,024,000	\$1,965,000
Nonfederal	\$559,000	\$525,000	\$397,000	\$1,523,000	\$2,010,000	\$2,211,000
Total	\$2,387,000	\$2,607,000	\$2,078,000	\$2,896,000	\$3,034,000	\$4,176,000

# R&D Expenditures: FY2014

## UNC Sources of R&D Expenditures, FY2014



# R&D Expenditures by NSF-Defined Discipline, FY2014



# Sponsored Projects

- Proposals and awards are tracked by OSP by fiscal year.
- Award totals reflect the amount awarded, as opposed to the amount expended (i.e., R&D Expenditures).
- The success rate for each year during the period of FY2011 to FY2014 was relatively consistent, averaging 72.5%.
- However, the success rate for federal R&D proposals was much lower and in alignment with the national norm, averaging ~25% during the same period.

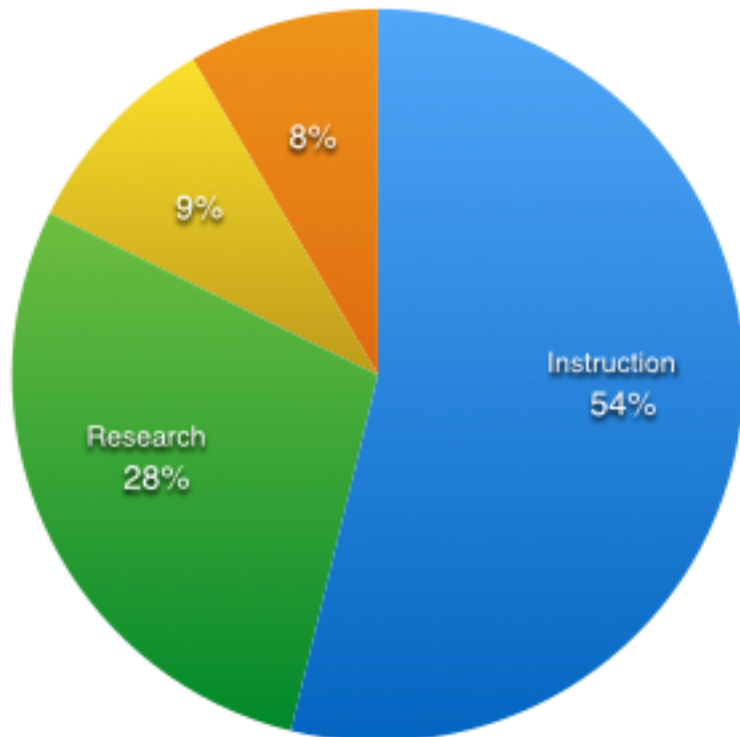
## ***NEW PROPOSALS AND AWARDS, ALL SPONSORED PROJECTS***

	2011	2012	2013	2014
<b>No. of New Proposals</b>	102	95	82	93
<b>Dollars Requested</b>	\$32,909,000	\$24,335,000	\$21,625,000	\$21,308,000
<b>No. of New Awards</b>	74	66	65	64
<b>Dollars Received</b>	\$10,447,000	\$5,914,000	\$6,438,000	\$5,932,000

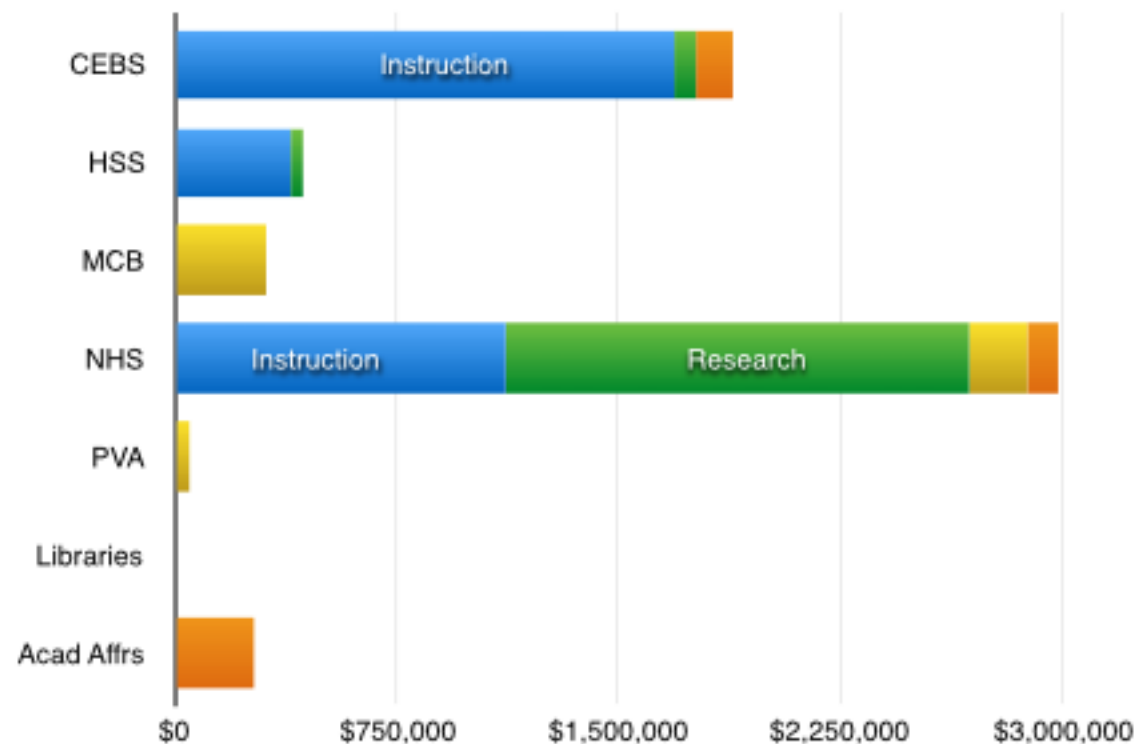
# Sponsored Projects

## DISTRIBUTION OF SPONSORED PROJECT AWARDS, BY ACTIVITY TYPE AND BY UNIT

- Instruction and training
- Research
- Public service
- Scholarships and student services



- Instruction Awards
- Research Awards
- Public Service Awards
- Scholarships & Student Services

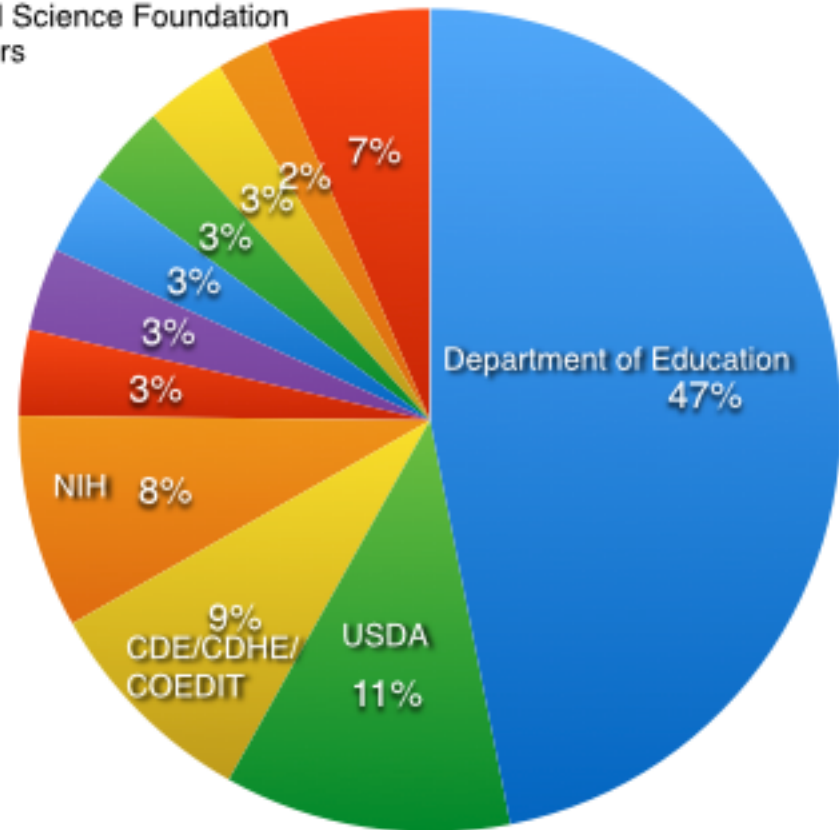
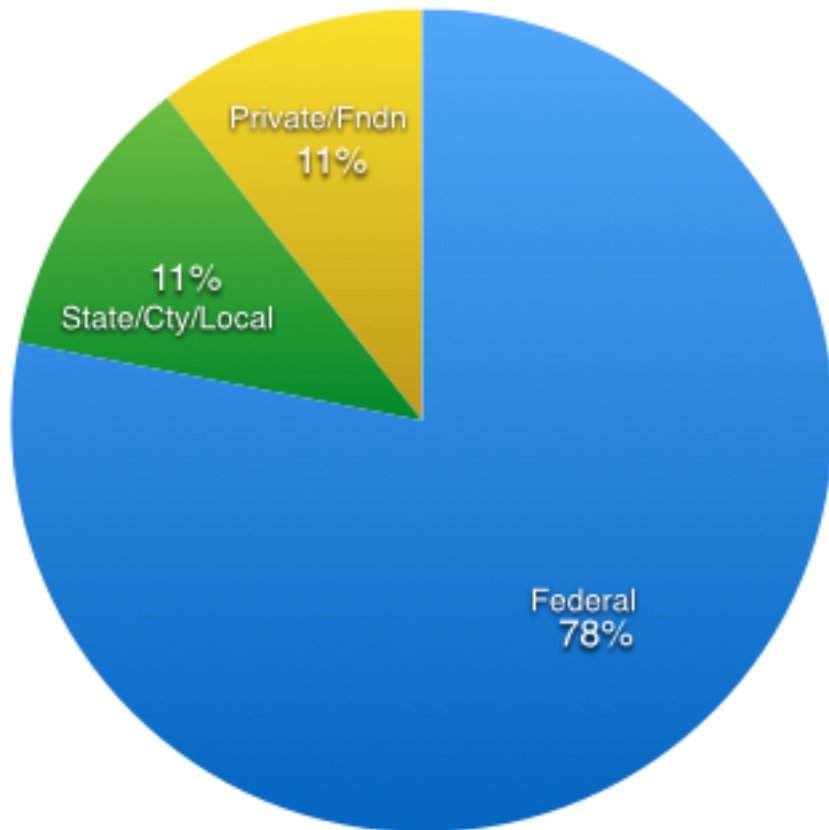


- The FY2014 federally-negotiated F&A rate was 35%.
- UNC's *effective* F&A rate for FY2014 was ~10%.

# Sponsored Projects

## TOP FUNDING SOURCES IN FY2014

- Library of Congress
- Nuvalex
- CNCS
- U.S.AID
- IREX
- National Science Foundation
- All Others



# Internal Support for RSCW

- **UNC has a long tradition of investing resources in our faculty's RSCW efforts.**
- **These programs include:**
  - **the New Projects Program (NPP)**
  - **the Research, Dissemination, and Faculty Development (RDFD)**
  - **the Provost Award for Travel (PAT)**
  - **the Faculty Reassignment Awards for RSCW**
  - **the Summer Support Initiative (SSI)**
  - **the Sponsored Research Fellows (SRF) Program**
  - **the Annual Scholarly Activity Travel Support (ASATS) program**





**THANK YOU!**



UNIVERSITY OF  
**NORTHERN  
COLORADO**