

UNIVERSITY OF  
**NORTHERN COLORADO**



2023 Summer Final  
Enrollment Profile

August 24, 2023

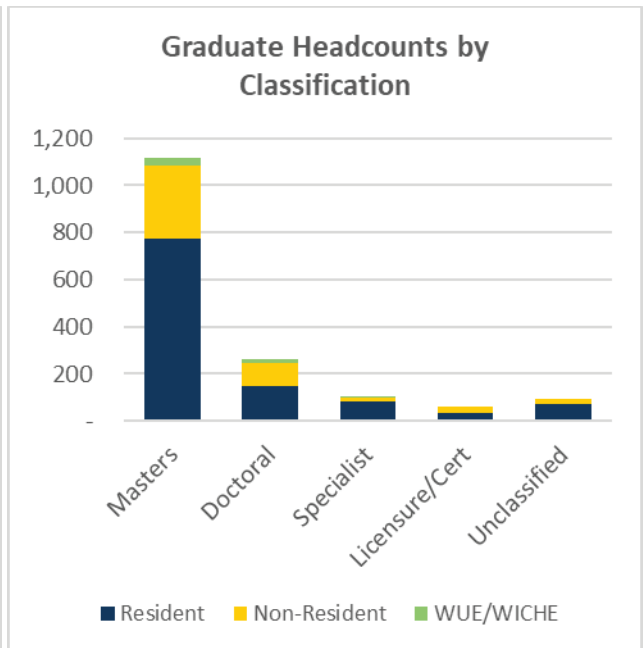
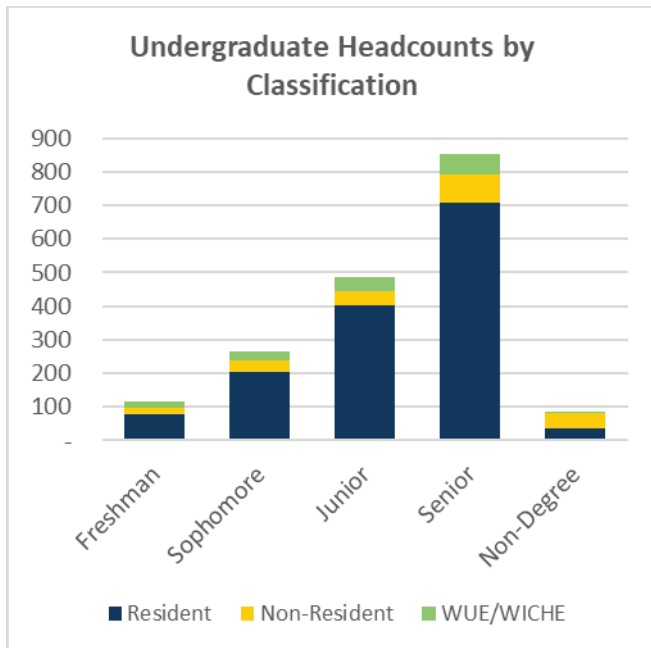
## Contents

Classification Summary (Headcounts) .....	2
Classification Summary (Credit Hours) .....	3
Funding Summary (Headcounts) .....	4
Funding Summary (Credit Hours) .....	5

**University of Northern Colorado  
Summer 2023 Final  
Student Profile**

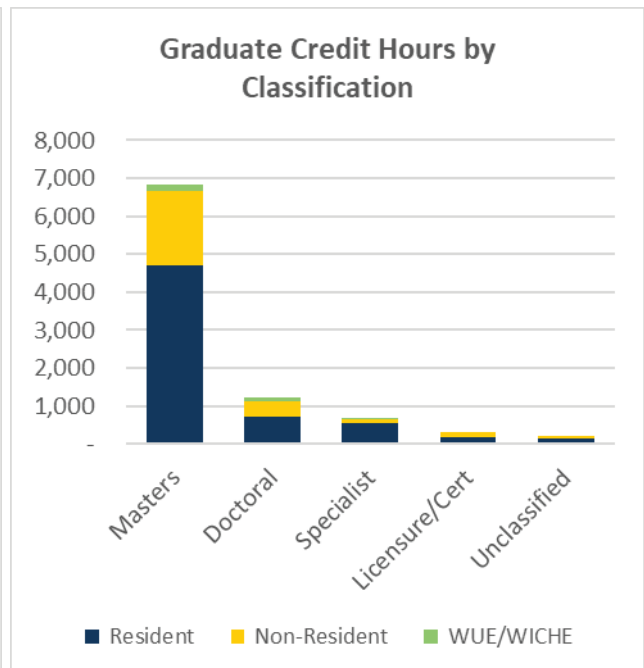
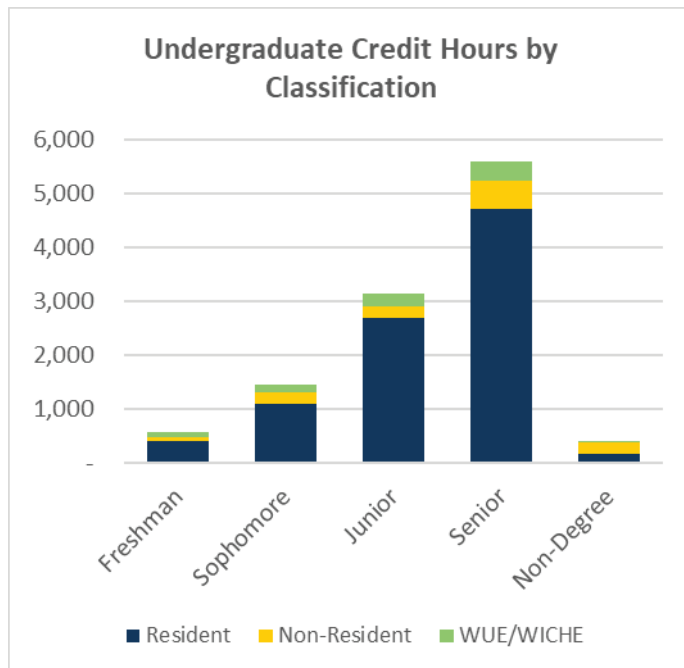
**Classification Summary (Headcounts)**

Headcounts by Classification								
	Classification	Summer 2023					Summer 2022	% Change
		Resident	Non-Resident	WUE/WICHE	Total	%	Total	
<b>Undergraduate</b>	Freshman	79	17	19	115	6.4%	141	-18.4%
	Sophomore	203	34	29	266	14.7%	270	-1.5%
	Junior	403	40	45	488	27.0%	529	-7.8%
	Senior	708	84	60	852	47.2%	963	-11.5%
	Non-Degree	35	47	2	84	4.7%	88	-4.5%
<b>Undergraduate Total</b>		<b>1,428</b>	<b>222</b>	<b>155</b>	<b>1,805</b>		<b>1,991</b>	<b>-9.3%</b>
<b>Graduate</b>	Masters	775	311	28	1,114	67.8%	1,338	-16.7%
	Doctoral	147	97	21	265	16.1%	308	-14.0%
	Specialist	85	16	5	106	6.5%	125	-15.2%
	Licensure/Cert	33	29	-	62	3.8%	104	-40.4%
	Unclassified	71	25	-	96	5.8%	124	-22.6%
<b>Graduate Total</b>		<b>1,111</b>	<b>478</b>	<b>54</b>	<b>1,643</b>		<b>1,999</b>	<b>-17.8%</b>
<b>Grand Total</b>		<b>2,539</b>	<b>700</b>	<b>209</b>	<b>3,448</b>		<b>3,990</b>	<b>-13.6%</b>



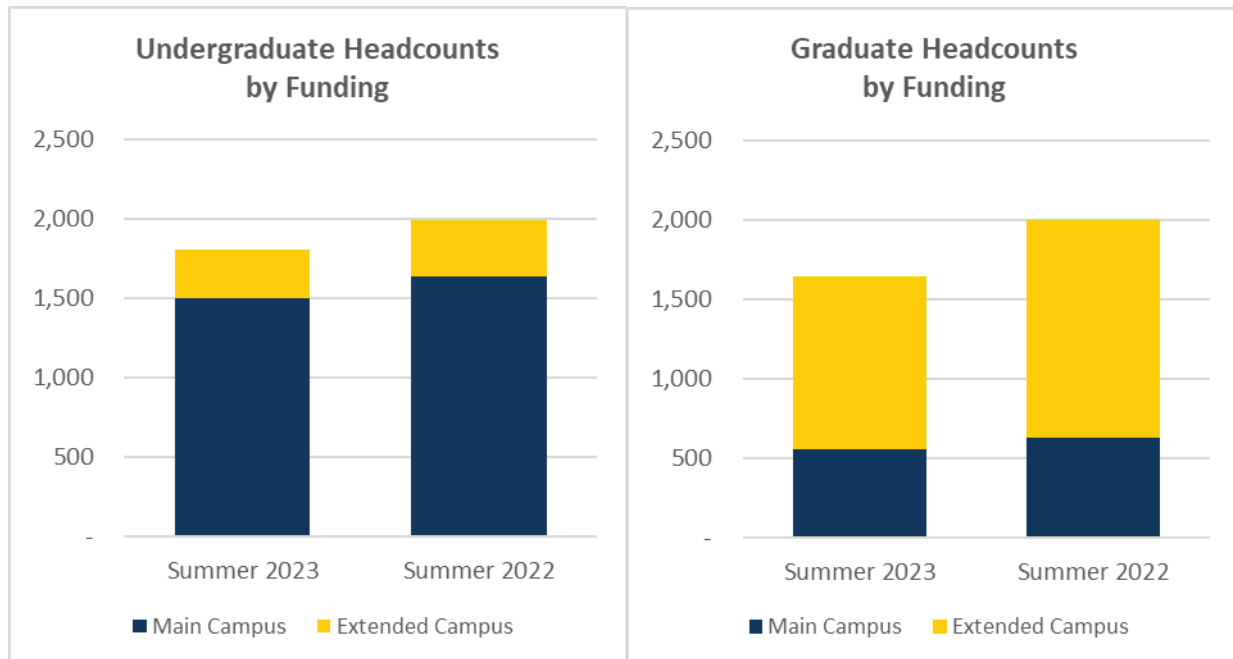
## Classification Summary (Credit Hours)

Credit Hours by Classification								
	Classification	Summer 2023					Summer 2022	% Change
		Resident	Non-Resident	WUE/WICHE	Total	%	Total	
Undergraduate	Freshman	409	74	83	566	5.1%	630	-10.2%
	Sophomore	1,100	205	141	1,446	13.0%	1,451	-0.3%
	Junior	2,696	208	246	3,150	28.3%	3,313	-4.9%
	Senior	4,706	521	376	5,603	50.3%	6,365	-12.0%
	Non-Degree	158	218	6	382	3.4%	394	-3.0%
<b>Undergraduate Total</b>		<b>9,069</b>	<b>1,226</b>	<b>852</b>	<b>11,147</b>		<b>12,153</b>	<b>-8.3%</b>
Graduate	Masters	4,689	1,960	189	6,838	73.7%	8,281	-17.4%
	Doctoral	705	409	118	1,232	13.3%	1,564	-21.2%
	<b>Masters &amp; Doctoral Total</b>	<b>5,394</b>	<b>2,369</b>	<b>307</b>	<b>8,070</b>	<b>87.0%</b>	<b>9,845</b>	<b>-18.0%</b>
	Specialist	537	107	37	681	7.3%	822	-17.2%
	Licensure/Cert	173	130	-	303	3.3%	533	-43.2%
	Unclassified	149	69	-	218	2.4%	287	-24.0%
	<b>Lic., Spec &amp; Unclassified Total</b>	<b>859</b>	<b>306</b>	<b>37</b>	<b>1,202</b>	<b>13.0%</b>	<b>1,642</b>	<b>-26.8%</b>
<b>Graduate Total</b>		<b>6,253</b>	<b>2,675</b>	<b>344</b>	<b>9,272</b>		<b>11,487</b>	<b>-19.3%</b>
<b>Grand Total</b>		<b>15,322</b>	<b>3,901</b>	<b>1,196</b>	<b>20,419</b>		<b>23,640</b>	<b>-13.6%</b>



## Funding Summary (Headcounts)

Headcounts by Funding									
Students counted in Extended Campus have only Extended Campus funded courses.									
	Summer 2023				Summer 2022				% Change
	Resident	Non-Resident	WUE/WICHE	Total	Resident	Non-Resident	WUE/WICHE	Total	
<b>Undergraduate</b>									
Main Campus	1,254	120	126	1,500	1,333	164	142	1,639	-8.5%
Extended Campus	174	102	29	305	206	108	38	352	-13.4%
<b>Undergraduate Total</b>	<b>1,428</b>	<b>222</b>	<b>155</b>	<b>1,805</b>	<b>1,539</b>	<b>272</b>	<b>180</b>	<b>1,991</b>	<b>-9.3%</b>
<b>Graduate</b>									
Main Campus	412	87	54	553	475	97	56	628	-11.9%
Extended Campus	699	391	-	1,090	894	477	-	1,371	-20.5%
<b>Graduate Total</b>	<b>1,111</b>	<b>478</b>	<b>54</b>	<b>1,643</b>	<b>1,369</b>	<b>574</b>	<b>56</b>	<b>1,999</b>	<b>-17.8%</b>
<b>Total Main Campus</b>	<b>1,666</b>	<b>207</b>	<b>180</b>	<b>2,053</b>	<b>1,808</b>	<b>261</b>	<b>198</b>	<b>2,267</b>	<b>-9.4%</b>
<b>Total Extended Campus</b>	<b>873</b>	<b>493</b>	<b>29</b>	<b>1,395</b>	<b>1,100</b>	<b>585</b>	<b>38</b>	<b>1,723</b>	<b>-19.0%</b>
<b>Grand Total</b>	<b>2,539</b>	<b>700</b>	<b>209</b>	<b>3,448</b>	<b>2,908</b>	<b>846</b>	<b>236</b>	<b>3,990</b>	<b>-13.6%</b>



## Funding Summary (Credit Hours)

Credit Hours by Funding									
Accounting codes assigned to the course determine if credit hours are Extended or Main Campus.									
	Summer 2023				Summer 2022				% Change
	Resident	Non-Resident	WUE/WICHE	Total	Resident	Non-Resident	WUE/WICHE	Total	
<b>Undergraduate</b>									
Main Campus	7,634	638	679	8,951	7,836	796	696	9,328	-4.0%
Extended Campus	1,432	588	173	2,193	1,845	675	299	2,819	-22.2%
Other	3	-	-	3	6	-	-	6	-50.0%
<b>Undergraduate Total</b>	<b>9,069</b>	<b>1,226</b>	<b>852</b>	<b>11,147</b>	<b>9,687</b>	<b>1,471</b>	<b>995</b>	<b>12,153</b>	<b>-8.3%</b>
<b>Graduate</b>									
Main Campus	2,239	419	335	2,993	2,564	482	348	3,394	-11.8%
Extended Campus	4,011	2,256	9	6,276	5,177	2,894	22	8,093	-22.5%
Other	3	-	-	3	-	-	-	-	N/A
<b>Graduate Total</b>	<b>6,253</b>	<b>2,675</b>	<b>344</b>	<b>9,272</b>	<b>7,741</b>	<b>3,376</b>	<b>370</b>	<b>11,487</b>	<b>-19.3%</b>
<b>Total Main Campus</b>	<b>9,873</b>	<b>1,057</b>	<b>1,014</b>	<b>11,944</b>	<b>10,400</b>	<b>1,278</b>	<b>1,044</b>	<b>12,722</b>	<b>-6.1%</b>
<b>Total Extended Campus</b>	<b>5,443</b>	<b>2,844</b>	<b>182</b>	<b>8,469</b>	<b>7,022</b>	<b>3,569</b>	<b>321</b>	<b>10,912</b>	<b>-22.4%</b>
<b>Total Other</b>	<b>6</b>	<b>-</b>	<b>-</b>	<b>6</b>	<b>6</b>	<b>-</b>	<b>-</b>	<b>6</b>	<b>0.0%</b>
<b>Grand Total</b>	<b>15,322</b>	<b>3,901</b>	<b>1,196</b>	<b>20,419</b>	<b>17,428</b>	<b>4,847</b>	<b>1,365</b>	<b>23,640</b>	<b>-13.6%</b>

