

UNIVERSITY OF
NORTHERN COLORADO



Interim 2019-20 Final
Enrollment Information

January 24, 2020



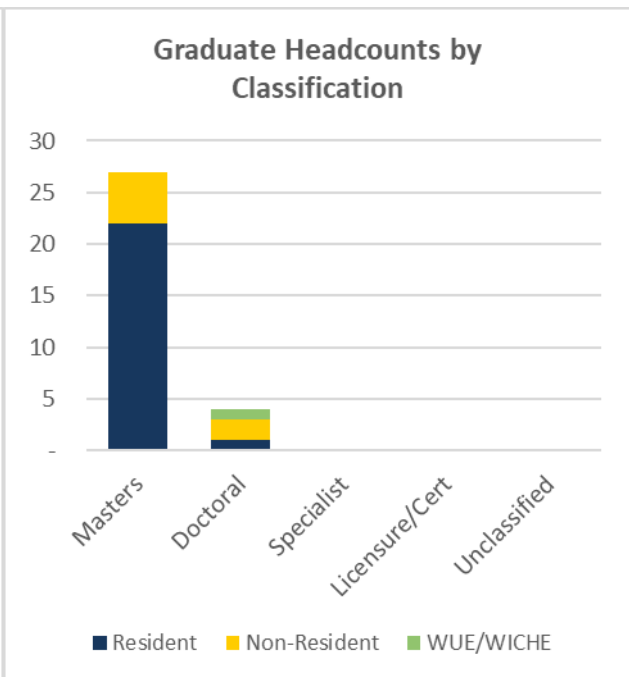
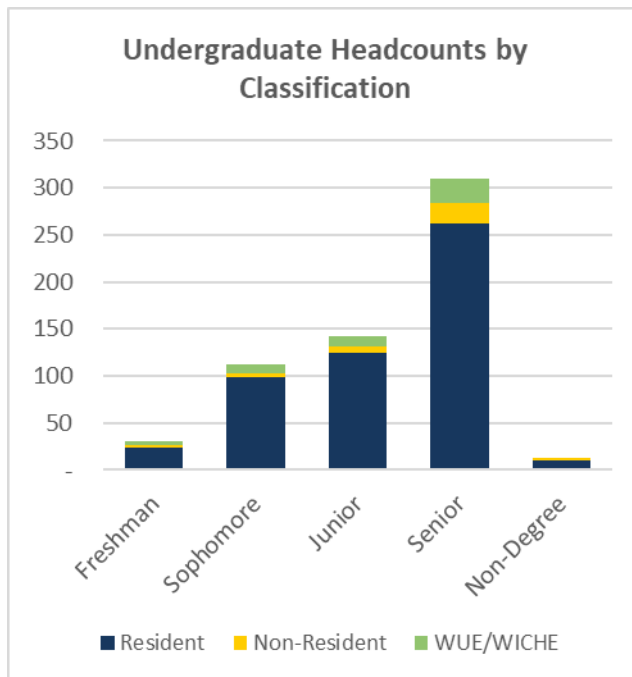
Table of Contents

Headcount Classification Summary	2
Credit Hours Classification Summary.....	3
Funding Summary (Headcounts).....	4
Funding Summary (Credit Hours).....	5

**University of Northern Colorado
Interim 2019/20 Final
Student Profile**

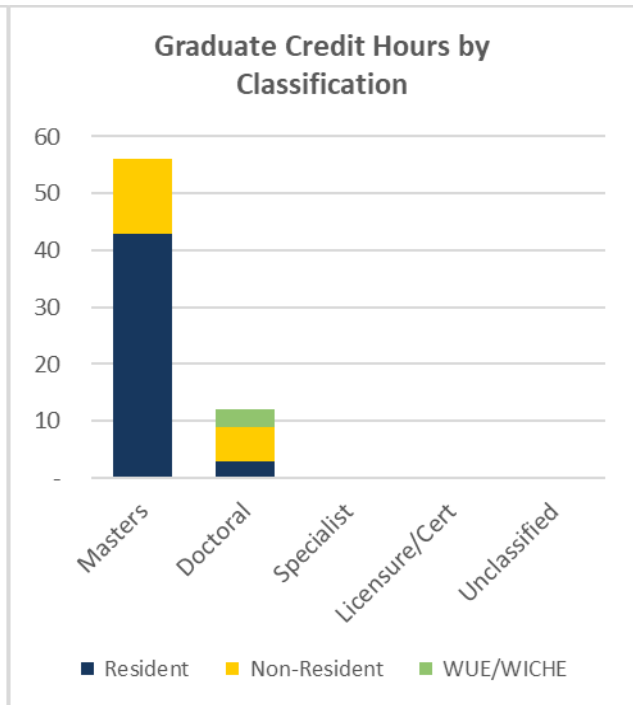
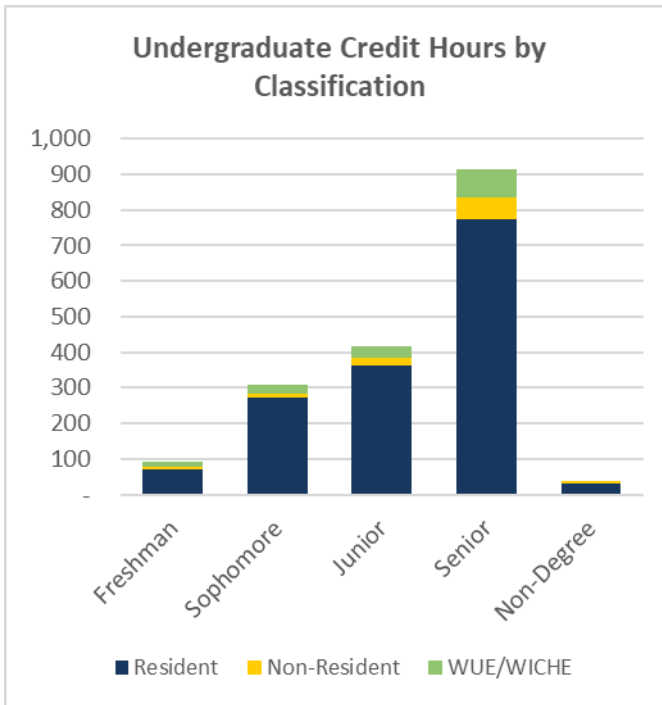
Headcount Classification Summary

Headcounts by Classification								
	Classification	Interim 2019/20					Interim 2018/19	% Change
		Resident	Non-Resident	WUE/WICHE	Total	%	Total	
Undergraduate	Freshman	24	2	5	31	5.1%	41	-24.4%
	Sophomore	99	4	9	112	18.4%	123	-8.9%
	Junior	124	7	11	142	23.4%	165	-13.9%
	Senior	262	22	26	310	51.0%	255	21.6%
	Non-Degree	10	3	-	13	2.1%	29	-55.2%
Undergraduate Total		519	38	51	608		613	-0.8%
Graduate	Masters	22	5	-	27	87.1%	43	-37.2%
	Doctoral	1	2	1	4	12.9%	11	-63.6%
	Specialist	-	-	-	-	0.0%	8	-100.0%
	Licensure/Cert	-	-	-	-	0.0%	-	N/A
	Unclassified	-	-	-	-	0.0%	-	N/A
Graduate Total		23	7	1	31		62	-50.0%
Grand Total		542	45	52	639		675	-5.3%



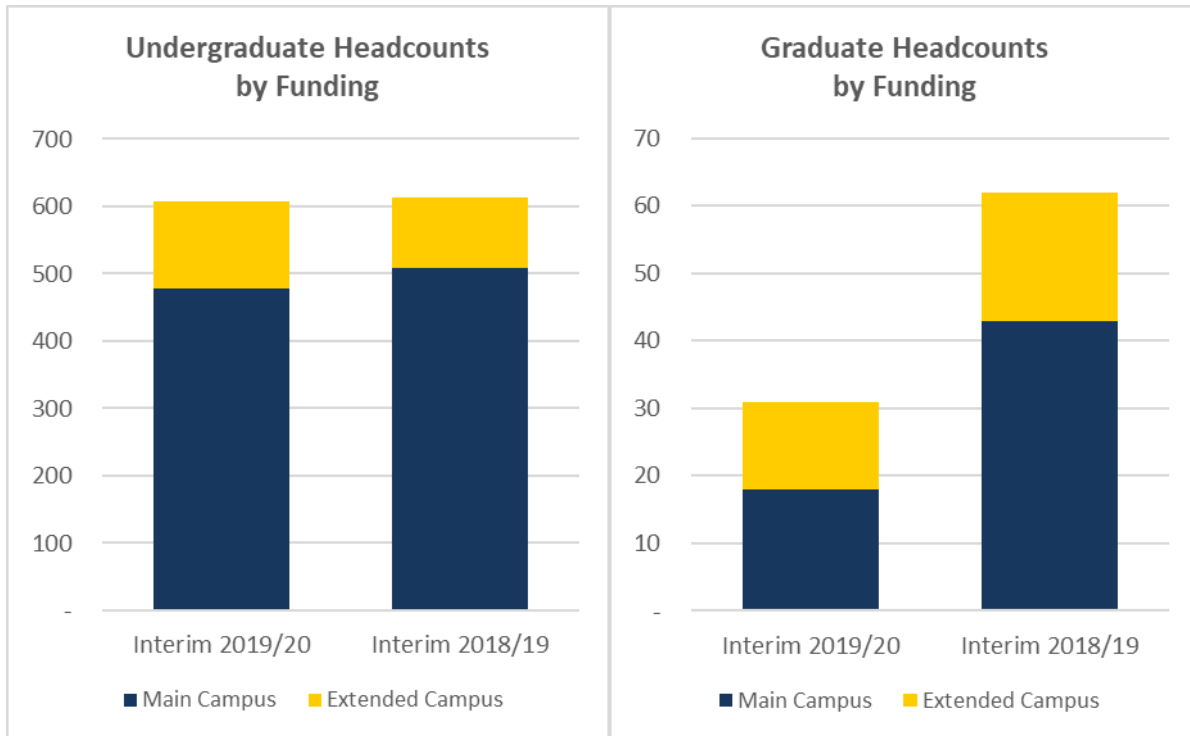
Credit Hours Classification Summary

Credit Hours by Classification								
	Classification	Interim 2019/20					Interim 2018/19	% Change
		Resident	Non-Resident	WUE/WICHE	Total	%	Total	
Undergraduate	Freshman	70	6	15	91	5.1%	119	-23.5%
	Sophomore	273	11	26	310	17.5%	359	-13.6%
	Junior	364	20	33	417	23.6%	479	-12.9%
	Senior	774	62	77	913	51.6%	753	21.2%
	Non-Degree	29	9	-	38	2.2%	86	-55.8%
Undergraduate Total		1,510	108	151	1,769		1,796	-1.5%
Graduate	Masters	43	13	-	56	82.4%	84	-33.3%
	Doctoral	3	6	3	12	17.6%	29	-58.6%
	Masters & Doctoral Total	46	19	3	68	100.0%	113	-39.8%
	Specialist	-	-	-	-	0.0%	8	-100.0%
	Licensure/Cert	-	-	-	-	0.0%	-	N/A
	Unclassified	-	-	-	-	0.0%	-	N/A
	Lic., Speck & Unclassified Total	-	-	-	-	0.0%	8	-100.0%
Graduate Total		46	19	3	68		121	-43.8%
Grand Total		1,556	127	154	1,837		1,917	-4.2%



Funding Summary (Headcounts)

Headcounts by Funding									
Students counted in Extended Campus have only Extended Campus funded courses.									
	Interim 2019/20				Interim 2018/19				% Change
	Resident	Non-Resident	WUE/WICHE	Total	Resident	Non-Resident	WUE/WICHE	Total	
Undergraduate									
Main Campus	400	32	46	478	422	39	47	508	-5.9%
Extended Campus	119	6	5	130	92	7	6	105	23.8%
Undergraduate Total	519	38	51	608	514	46	53	613	-0.8%
Graduate									
Main Campus	13	4	1	18	33	2	8	43	-58.1%
Extended Campus	10	3	-	13	16	3	-	19	-31.6%
Graduate Total	23	7	1	31	49	5	8	62	-50.0%
Total Main Campus	413	36	47	496	455	41	55	551	-10.0%
Total Extended Campus	129	9	5	143	108	10	6	124	15.3%
Grand Total	542	45	52	639	563	51	61	675	-5.3%



Funding Summary (Credit Hours)

Credit Hours by Funding									
Accounting codes assigned to the course determine if credit hours are Extended or Main Campus.									
	Interim 2019/20				Interim 2018/19				% Change
	Resident	Non-Resident	WUE/WICHE	Total	Resident	Non-Resident	WUE/WICHE	Total	
Undergraduate									
Main Campus	1,153	90	136	1,379	1,228	113	140	1,481	-6.9%
Extended Campus	357	18	15	390	276	21	18	315	23.8%
Other	-	-	-	-	-	-	-	-	N/A
Undergraduate Total	1,510	108	151	1,769	1,504	134	158	1,796	-1.5%
Graduate									
Main Campus	33	12	3	48	80	6	14	100	-52.0%
Extended Campus	13	7	-	20	18	3	-	21	-4.8%
Other	-	-	-	-	-	-	-	-	N/A
Graduate Total	46	19	3	68	98	9	14	121	-43.8%
Total Main Campus	1,186	102	139	1,427	1,308	119	154	1,581	-9.7%
Total Extended Campus	370	25	15	410	294	24	18	336	22.0%
Total Other	-	-	-	-	-	-	-	-	N/A
Grand Total	1,556	127	154	1,837	1,602	143	172	1,917	-4.2%

