

UNIVERSITY OF  
**NORTHERN COLORADO**



2022 Summer Final  
Enrollment Profile

August 24, 2022

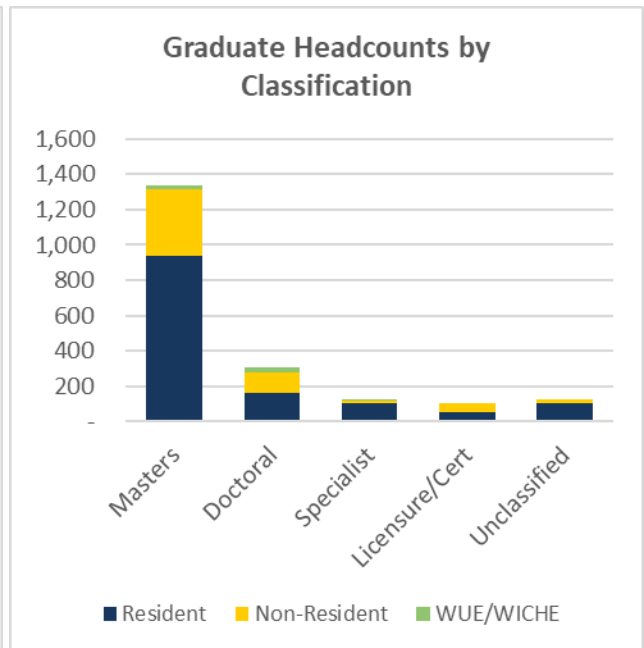
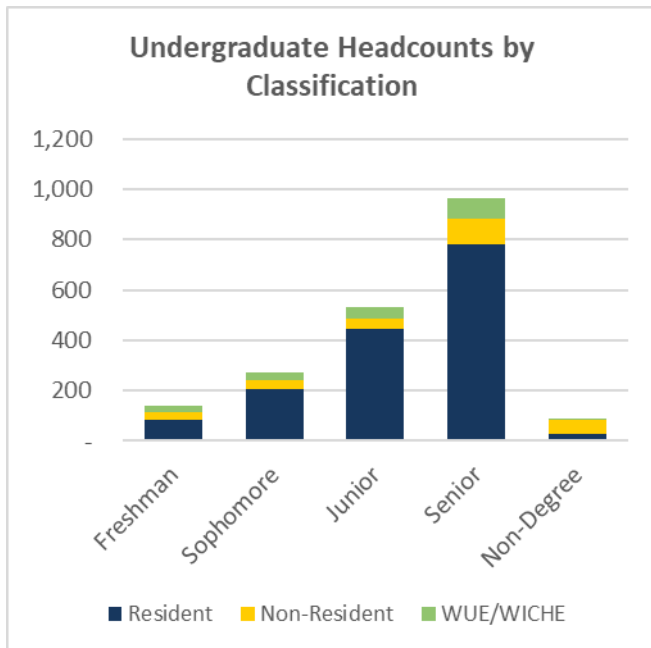
## Contents

Classification Summary (Headcounts) .....	2
Classification Summary (Credit Hours) .....	3
Funding Summary (Headcounts) .....	4
Funding Summary (Credit Hours) .....	5

**University of Northern Colorado  
Summer 2022 Final  
Student Profile**

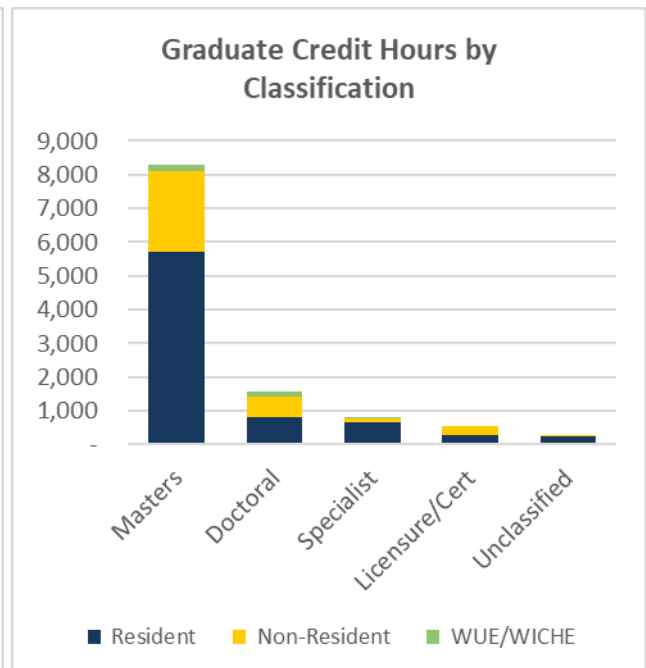
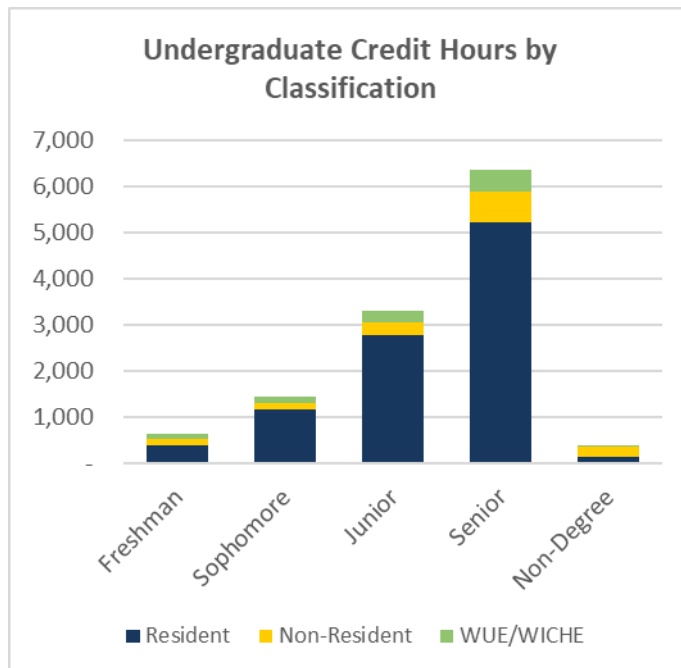
**Classification Summary (Headcounts)**

Headcounts by Classification								
	Classification	Summer 2022					Summer 2021	% Change
		Resident	Non-Resident	WUE/WICHE	Total	%	Total	
<b>Undergraduate</b>	Freshman	82	34	25	141	7.1%	104	35.6%
	Sophomore	205	35	30	270	13.6%	253	6.7%
	Junior	444	43	42	529	26.6%	551	-4.0%
	Senior	779	106	78	963	48.4%	1,112	-13.4%
	Non-Degree	29	54	5	88	4.4%	109	-19.3%
<b>Undergraduate Total</b>		<b>1,539</b>	<b>272</b>	<b>180</b>	<b>1,991</b>		<b>2,129</b>	<b>-6.5%</b>
<b>Graduate</b>	Masters	940	374	24	1,338	66.9%	1,449	-7.7%
	Doctoral	163	117	28	308	15.4%	308	0.0%
	Specialist	104	17	4	125	6.3%	128	-2.3%
	Licensure/Cert	55	49	-	104	5.2%	130	-20.0%
	Unclassified	107	17	-	124	6.2%	106	17.0%
<b>Graduate Total</b>		<b>1,369</b>	<b>574</b>	<b>56</b>	<b>1,999</b>		<b>2,121</b>	<b>-5.8%</b>
<b>Grand Total</b>		<b>2,908</b>	<b>846</b>	<b>236</b>	<b>3,990</b>		<b>4,250</b>	<b>-6.1%</b>



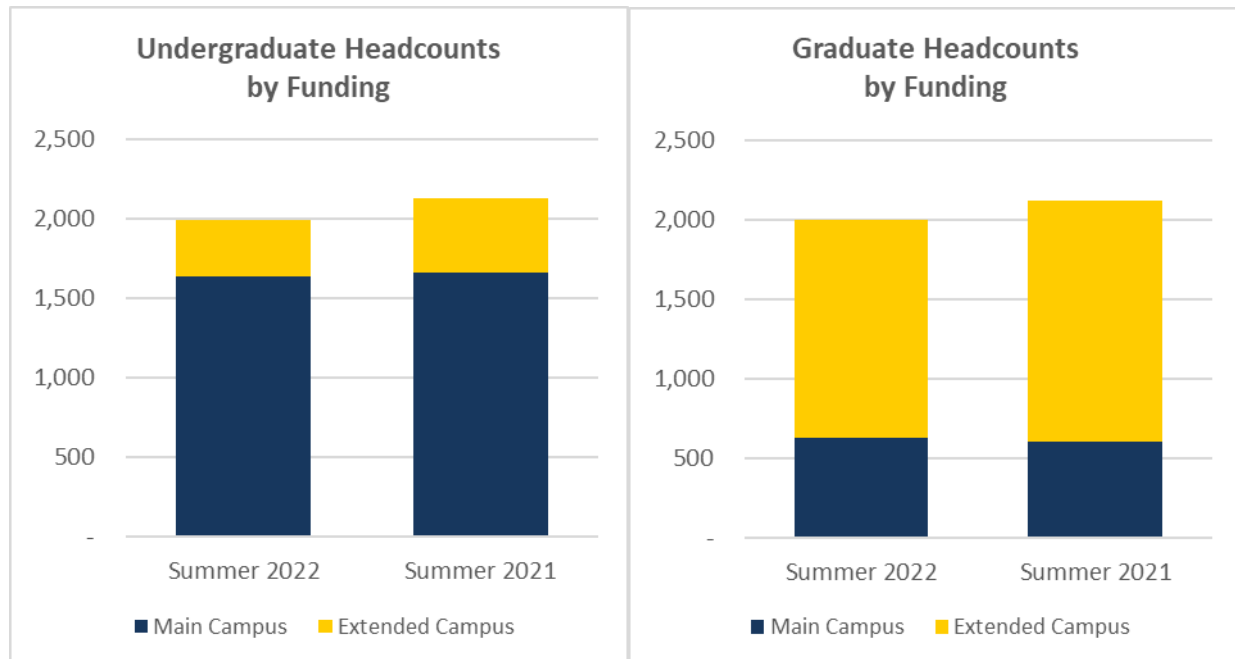
## Classification Summary (Credit Hours)

Credit Hours by Classification								
	Classification	Summer 2022					Summer 2021	% Change
		Resident	Non-Resident	WUE/WICHE	Total	%	Total	
Undergraduate	Freshman	390	135	105	630	5.2%	475	32.6%
	Sophomore	1,150	155	146	1,451	11.9%	1,420	2.2%
	Junior	2,785	276	252	3,313	27.3%	3,439	-3.7%
	Senior	5,227	671	467	6,365	52.4%	7,578	-16.0%
	Non-Degree	135	234	25	394	3.2%	469	-16.0%
<b>Undergraduate Total</b>		<b>9,687</b>	<b>1,471</b>	<b>995</b>	<b>12,153</b>		<b>13,381</b>	<b>-9.2%</b>
Graduate	Masters	5,726	2,363	192	8,281	72.1%	9,322	-11.2%
	Doctoral	810	610	144	1,564	13.6%	1,594	-1.9%
	<b>Masters &amp; Doctoral Total</b>	<b>6,536</b>	<b>2,973</b>	<b>336</b>	<b>9,845</b>	<b>85.7%</b>	<b>10,916</b>	<b>-9.8%</b>
	Specialist	669	119	34	822	7.2%	900	-8.7%
	Licensure/Cert	292	241	-	533	4.6%	614	-13.2%
	Unclassified	244	43	-	287	2.5%	351	-18.2%
	<b>Lic., Spec &amp; Unclassified Total</b>	<b>1,205</b>	<b>403</b>	<b>34</b>	<b>1,642</b>	<b>14.3%</b>	<b>1,865</b>	<b>-12.0%</b>
<b>Graduate Total</b>		<b>7,741</b>	<b>3,376</b>	<b>370</b>	<b>11,487</b>		<b>12,781</b>	<b>-10.1%</b>
<b>Grand Total</b>		<b>17,428</b>	<b>4,847</b>	<b>1,365</b>	<b>23,640</b>		<b>26,162</b>	<b>-9.6%</b>



## Funding Summary (Headcounts)

<b>Headcounts by Funding</b>									
Students counted in Extended Campus have only Extended Campus funded courses.									
	Summer 2022				Summer 2021				% Change
	Resident	Non-Resident	WUE/WICHE	Total	Resident	Non-Resident	WUE/WICHE	Total	
<b>Undergraduate</b>									
Main Campus	1,333	164	142	1,639	1,375	137	150	1,662	-1.4%
Extended Campus	206	108	38	352	298	112	57	467	-24.6%
<b>Undergraduate Total</b>	<b>1,539</b>	<b>272</b>	<b>180</b>	<b>1,991</b>	<b>1,673</b>	<b>249</b>	<b>207</b>	<b>2,129</b>	<b>-6.5%</b>
<b>Graduate</b>									
Main Campus	475	97	56	628	460	89	55	604	4.0%
Extended Campus	894	477	-	1,371	985	531	1	1,517	-9.6%
<b>Graduate Total</b>	<b>1,369</b>	<b>574</b>	<b>56</b>	<b>1,999</b>	<b>1,445</b>	<b>620</b>	<b>56</b>	<b>2,121</b>	<b>-5.8%</b>
<b>Total Main Campus</b>	<b>1,808</b>	<b>261</b>	<b>198</b>	<b>2,267</b>	<b>1,835</b>	<b>226</b>	<b>205</b>	<b>2,266</b>	<b>0.0%</b>
<b>Total Extended Campus</b>	<b>1,100</b>	<b>585</b>	<b>38</b>	<b>1,723</b>	<b>1,283</b>	<b>643</b>	<b>58</b>	<b>1,984</b>	<b>-13.2%</b>
<b>Grand Total</b>	<b>2,908</b>	<b>846</b>	<b>236</b>	<b>3,990</b>	<b>3,118</b>	<b>869</b>	<b>263</b>	<b>4,250</b>	<b>-6.1%</b>



## Funding Summary (Credit Hours)

Credit Hours by Funding									
Accounting codes assigned to the course determine if credit hours are Extended or Main Campus.									
	Summer 2022				Summer 2021				% Change
	Resident	Non-Resident	WUE/WICHE	Total	Resident	Non-Resident	WUE/WICHE	Total	
<b>Undergraduate</b>									
Main Campus	7,836	796	696	9,328	8,352	770	817	9,939	-6.1%
Extended Campus	1,845	675	299	2,819	2,327	689	426	3,442	-18.1%
Other	6	-	-	6	-	-	-	-	-
<b>Undergraduate Total</b>	<b>9,687</b>	<b>1,471</b>	<b>995</b>	<b>12,153</b>	<b>10,679</b>	<b>1,459</b>	<b>1,243</b>	<b>13,381</b>	<b>-9.2%</b>
<b>Graduate</b>									
Main Campus	2,564	482	348	3,394	2,633	504	347	3,484	-2.6%
Extended Campus	5,177	2,894	22	8,093	5,979	3,287	31	9,297	-13.0%
Other	-	-	-	-	-	-	-	-	N/A
<b>Graduate Total</b>	<b>7,741</b>	<b>3,376</b>	<b>370</b>	<b>11,487</b>	<b>8,612</b>	<b>3,791</b>	<b>378</b>	<b>12,781</b>	<b>-10.1%</b>
<b>Total Main Campus</b>	<b>10,400</b>	<b>1,278</b>	<b>1,044</b>	<b>12,722</b>	<b>10,985</b>	<b>1,274</b>	<b>1,164</b>	<b>13,423</b>	<b>-5.2%</b>
<b>Total Extended Campus</b>	<b>7,022</b>	<b>3,569</b>	<b>321</b>	<b>10,912</b>	<b>8,306</b>	<b>3,976</b>	<b>457</b>	<b>12,739</b>	<b>-14.3%</b>
<b>Total Other</b>	<b>6</b>	<b>-</b>	<b>-</b>	<b>6</b>	<b>-</b>	<b>-</b>	<b>-</b>	<b>-</b>	<b>#DIV/0!</b>
<b>Grand Total</b>	<b>17,428</b>	<b>4,847</b>	<b>1,365</b>	<b>23,640</b>	<b>19,291</b>	<b>5,250</b>	<b>1,621</b>	<b>26,162</b>	<b>-9.6%</b>

