

UNIVERSITY OF
NORTHERN COLORADO



Interim 2022-23 Final
Enrollment Information

January 26, 2023



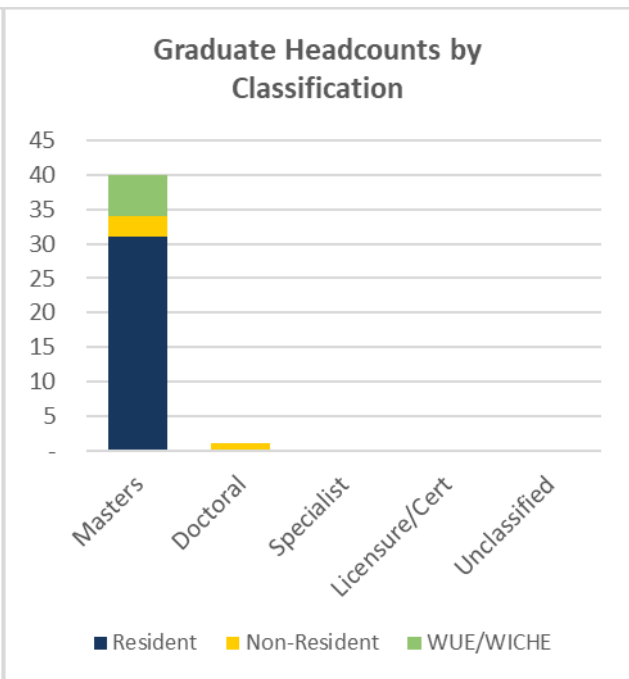
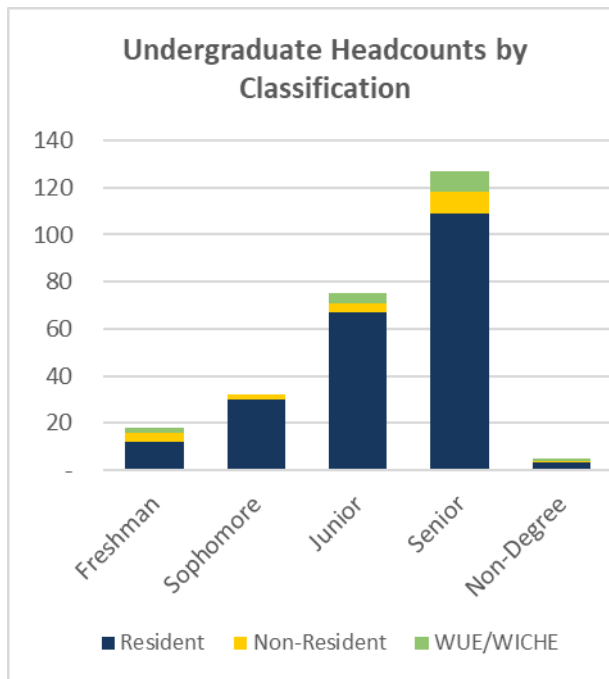
Table of Contents

Headcount Classification Summary	2
Credit Hours Classification Summary.....	3
Funding Summary (Headcounts).....	4
Funding Summary (Credit Hours).....	5

**University of Northern Colorado
Interim 2022/23 Final
Student Profile**

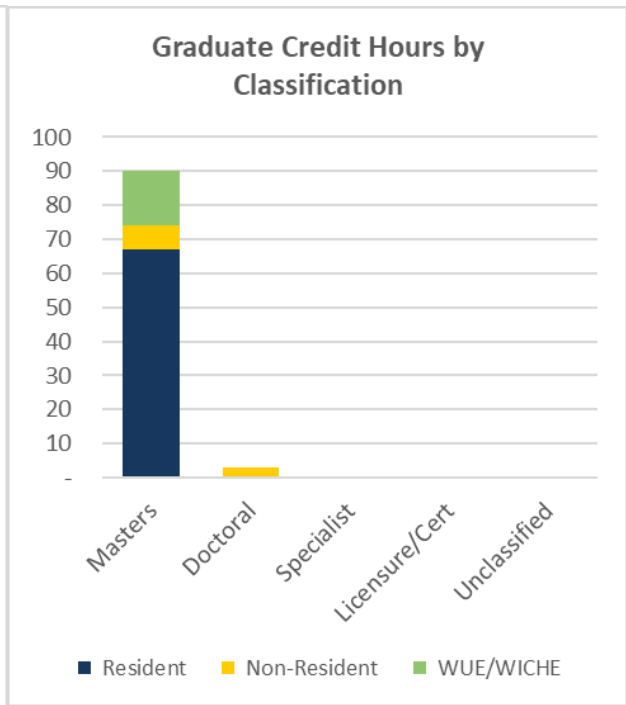
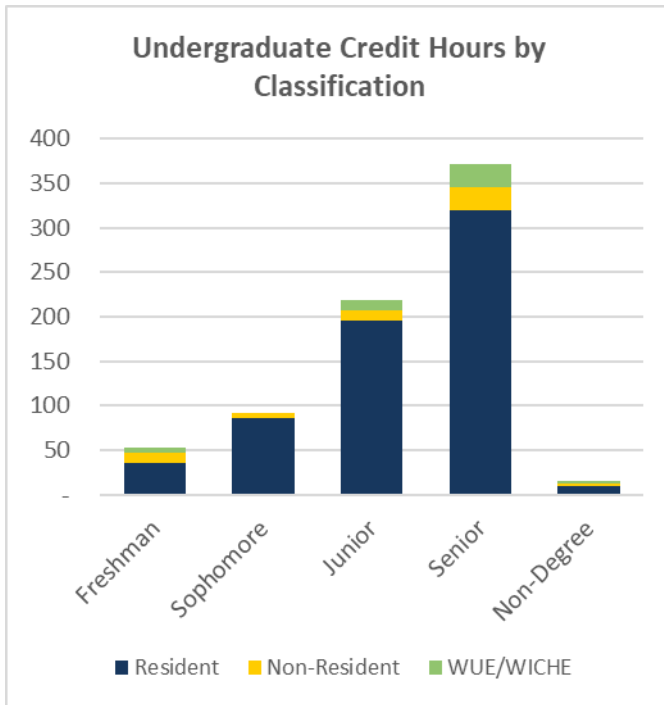
Headcount Classification Summary

Headcounts by Classification								
	Classification	Interim 2022/23					Interim 2021/22	% Change
		Resident	Non-Resident	WUE/WICHE	Total	%	Total	
Undergraduate	Freshman	12	4	2	18	7.0%	15	20.0%
	Sophomore	30	2	-	32	12.5%	55	-41.8%
	Junior	67	4	4	75	29.2%	100	-25.0%
	Senior	109	9	9	127	49.4%	212	-40.1%
	Non-Degree	3	1	1	5	1.9%	5	0.0%
Undergraduate Total		221	20	16	257		387	-33.6%
Graduate	Masters	31	3	6	40	97.6%	28	42.9%
	Doctoral	-	1	-	1	2.4%	1	0.0%
	Specialist	-	-	-	-	0.0%	-	N/A
	Licensure/Cert	-	-	-	-	0.0%	-	N/A
	Unclassified	-	-	-	-	0.0%	1	-100.0%
Graduate Total		31	4	6	41		30	36.7%
Grand Total		252	24	22	298		417	-28.5%



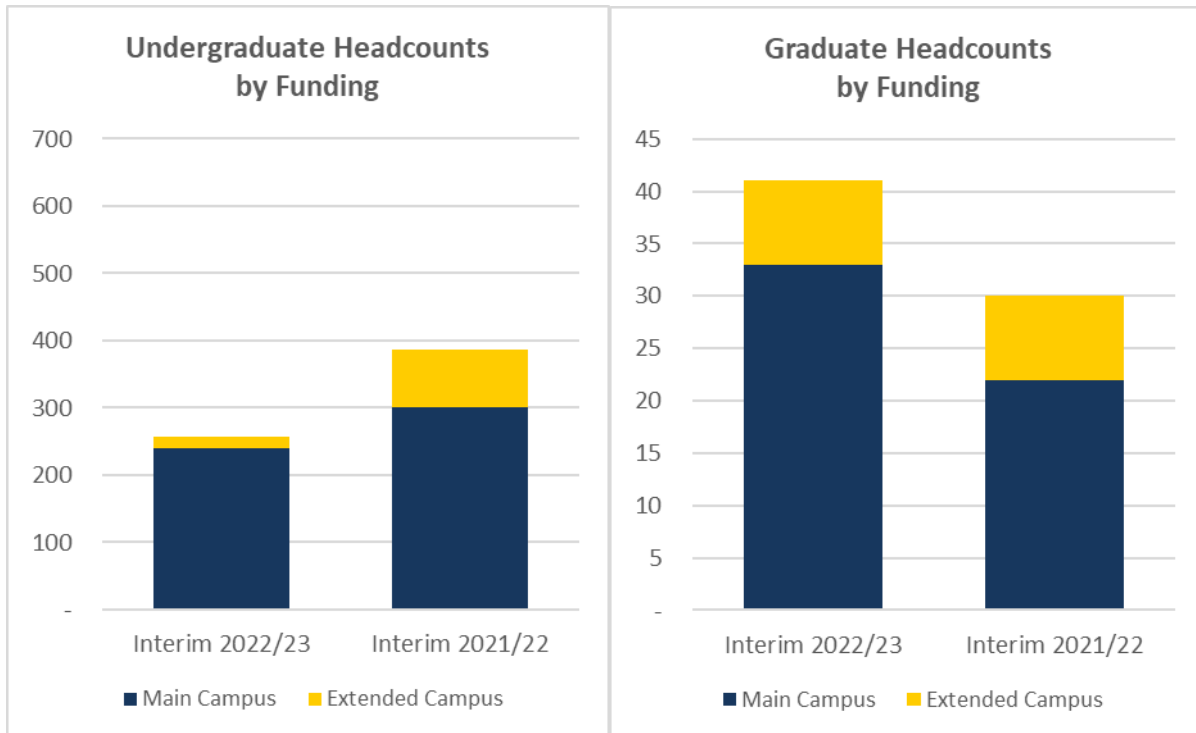
Credit Hours Classification Summary

Credit Hours by Classification								
	Classification	Interim 2022/23					Interim 2021/22	% Change
		Resident	Non-Resident	WUE/WICHE	Total	%	Total	
Undergraduate	Freshman	36	11	5	52	6.9%	45	15.6%
	Sophomore	86	5	-	91	12.2%	163	-44.2%
	Junior	195	12	12	219	29.2%	296	-26.0%
	Senior	319	27	26	372	49.7%	630	-41.0%
	Non-Degree	9	3	3	15	2.0%	14	7.1%
Undergraduate Total		645	58	46	749		1,148	-34.8%
Graduate	Masters	67	7	16	90	96.8%	50	80.0%
	Doctoral	-	3	-	3	3.2%	3	0.0%
	Masters & Doctoral Total	67	10	16	93	100.0%	53	75.5%
	Specialist	-	-	-	-	0.0%	-	N/A
	Licensure/Cert	-	-	-	-	0.0%	-	N/A
	Unclassified	-	-	-	-	0.0%	3	-100.0%
	Lic., Speck & Unclassified Total	-	-	-	-	0.0%	3	-100.0%
Graduate Total		67	10	16	93		56	66.1%
Grand Total		712	68	62	842		1,204	-30.1%



Funding Summary (Headcounts)

Headcounts by Funding									
Students counted in Extended Campus have only Extended Campus funded courses.									
	Interim 2022/23				Interim 2021/22				% Change
	Resident	Non-Resident	WUE/WICHE	Total	Resident	Non-Resident	WUE/WICHE	Total	
Undergraduate									
Main Campus	208	18	14	240	255	24	21	300	-20.0%
Extended Campus	13	2	2	17	73	11	3	87	-80.5%
Undergraduate Total	221	20	16	257	328	35	24	387	-33.6%
Graduate									
Main Campus	25	2	6	33	16	4	2	22	50.0%
Extended Campus	6	2	-	8	4	3	1	8	0.0%
Graduate Total	31	4	6	41	20	7	3	30	36.7%
Total Main Campus	233	20	20	273	271	28	23	322	-15.2%
Total Extended Campus	19	4	2	25	77	14	4	95	-73.7%
Grand Total	252	24	22	298	348	42	27	417	-28.5%



Funding Summary (Credit Hours)

Credit Hours by Funding									
Accounting codes assigned to the course determine if credit hours are Extended or Main Campus.									
	Interim 2022/23				Interim 2021/22				% Change
	Resident	Non-Resident	WUE/WICHE	Total	Resident	Non-Resident	WUE/WICHE	Total	
Undergraduate									
Main Campus	606	52	40	698	754	72	61	887	-21.3%
Extended Campus	39	6	6	51	219	33	9	261	-80.5%
Other	-	-	-	-	-	-	-	-	N/A
Undergraduate Total	645	58	46	749	973	105	70	1,148	-34.8%
Graduate									
Main Campus	61	6	16	83	28	10	6	44	88.6%
Extended Campus	6	4	-	10	4	5	3	12	-16.7%
Other	-	-	-	-	-	-	-	-	N/A
Graduate Total	67	10	16	93	32	15	9	56	66.1%
Total Main Campus	667	58	56	781	782	82	67	931	-16.1%
Total Extended Campus	45	10	6	61	223	38	12	273	-77.7%
Total Other	-	-	-	-	-	-	-	-	N/A
Grand Total	712	68	62	842	1,005	120	79	1,204	-30.1%

