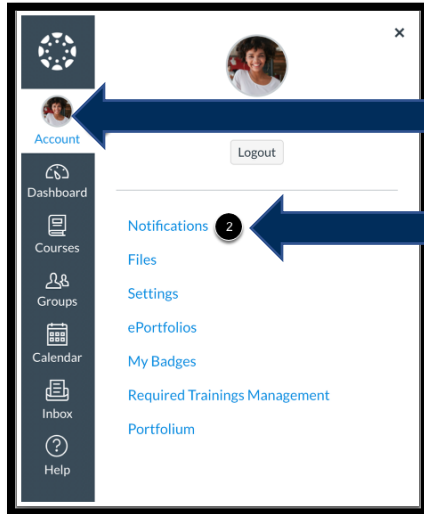


# Notification Preferences

for Students



## Accessing Notifications:



Click on Your Account (your profile picture).

Go to - Notifications.

## Quick Set-up:

Unless you have multiple email addresses listed, you will see three columns: Email Address, Push Notification, and Cell Number.

Push Notification For All Devices	Email Address email@email.com	Cell Number 1234567890@tmomail.net
<input checked="" type="checkbox"/> <input type="checkbox"/>	<input checked="" type="checkbox"/> <input type="checkbox"/> <input type="checkbox"/> <input checked="" type="checkbox"/>	<input checked="" type="checkbox"/> <input checked="" type="checkbox"/>
<input checked="" type="checkbox"/> <input type="checkbox"/>	<input checked="" type="checkbox"/> <input type="checkbox"/> <input type="checkbox"/> <input checked="" type="checkbox"/>	<input checked="" type="checkbox"/> <input checked="" type="checkbox"/>
<input checked="" type="checkbox"/> <input type="checkbox"/>	<input checked="" type="checkbox"/> <input type="checkbox"/> <input type="checkbox"/> <input checked="" type="checkbox"/>	<input checked="" type="checkbox"/> <input checked="" type="checkbox"/>
<input checked="" type="checkbox"/> <input type="checkbox"/>	<input checked="" type="checkbox"/> <input type="checkbox"/> <input type="checkbox"/> <input checked="" type="checkbox"/>	<input checked="" type="checkbox"/> <input checked="" type="checkbox"/>
<input checked="" type="checkbox"/> <input type="checkbox"/>	<input checked="" type="checkbox"/> <input type="checkbox"/> <input type="checkbox"/> <input checked="" type="checkbox"/>	<input checked="" type="checkbox"/> <input checked="" type="checkbox"/>

## Turn Notifications ON/OFF:



= Notifications are turned ON.




= Notifications are turned OFF.

*\*You can simple switch announcements on or off.*

## Detailed Set-up:

If you would rather have more control over what type of notifications are sent and when they are sent, you have options.

### KEY







Daily

Weekly

You can choose how you would like to receive notifications for each type of assignment, alert, and/or announcement. For each type of Course Activity, you can click the type of alert you would like to receive.

Course Activities	Email Address
Due Date	emily.boone.canvas@gmail.com
Grading Policies	
Course Content	
Files	
Announcement	
Announcement Created By You	

Detailed Notification Option:

-  = Immediate Notification
-  = Daily Notification Summary
-  = Weekly Notification Summary
-  = All Notifications OFF.

You can also manage account delivery for each alert.

Push Notification For All Devices	Email Address	Cell Number
email@email.com	1234567890@tmomail.net	

**Account Options:**

**Push** = Goes out to all listed accounts.

**Email** = Alert is sent to email on file.

**Cell** = Alerts are sent to listed cell number (SMS and data charges may apply).

For more detailed information about notification settings, please visit Instructure’s community help guide. <https://community.canvaslms.com/docs/DOC-10624>